

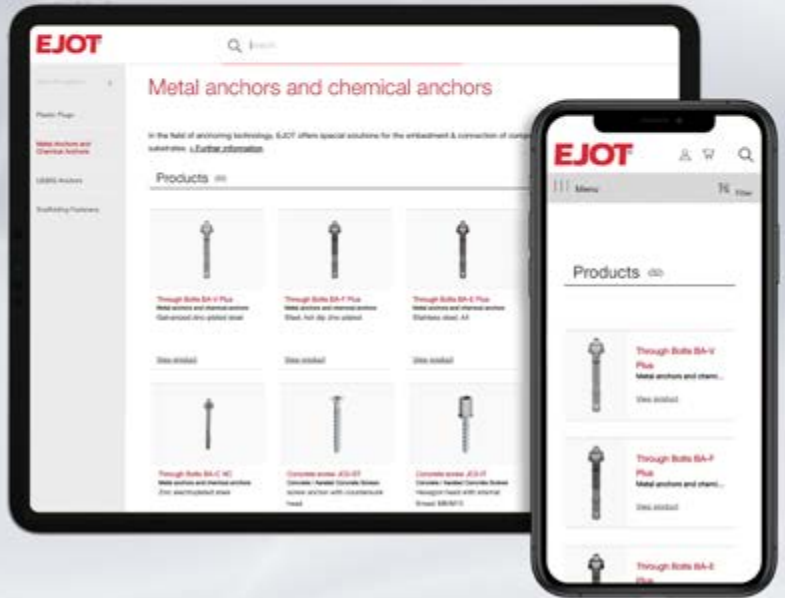


Catalogue Building Fasteners

Fastening technology for expert applications
at the construction site



www.ejot.com/construction



The fastest way to the appropriate EJOT® product

Discover EJOT Worldwide

EJOT is an European market leader in fastening technology. In Europe, our numerous sales companies and offices guarantee direct customer contact and fast availability of our products. EJOT services and products are also available on an international scale. We have production sites and sales offices in North America and Asia.

Find your contact person for all EJOT distribution and production companies and our partner and sales offices – worldwide. We look forward to hearing from you.



EJOT Worldwide:
www.ejot.com/construction



Fastening solutions for the building industry

The EJOT Construction Division supplies to selected segments of the building industry. This includes professional applications on building facades as well as installation solutions for technical facilities inside the building.

Striving for high product quality is not an end in itself for EJOT. The customer really benefits from our screws and anchors. Therefore reliable installation also means low failure costs for the customer. Moreover, durable quality joints provide the best protection against expensive customer complaints. This is why our strategic product lines are manufactured according to highest quality standards.

We convey expert knowledge about the use of our products to all our customers. And if required, we are on hand with advice and support for fastening systems.

Other services include advice over the telephone, application advice on-site, initial sizing, component tests in the EJOT Test Centre and a comprehensive training programme for system providers, architects, specifiers, assemblymen and contractors with the EJOT TEC ACADEMY.

Innovative products are the key to success. We leave nothing to chance. We identify our customers' needs under real conditions on the job site. Communication from the market and about market requirements to the development departments is ensured by a regular exchange between our technical experts and specialists and users from the international building industry. This is how we develop innovative product solutions that offer a clear added value and inspire customers.



EJOT quality online:
www.ejot.com/quality



At home in many trades

The EJOT® business areas at a glance

With the Construction Division, EJOT offers professional fastening solutions for the building industry in the Building Fasteners and ETICS Fasteners sectors.

With EJOT you get everything you need for almost every application from a single supplier with the usual high product quality.

Timber Construction

High-quality fastening technology for anchor and direct assembly in timber construction

www.ejot.com/timber-construction

Industrial Lightweight Construction

High-quality fasteners for fixing profiled sheets and sandwich panels in the industrial lightweight construction sector

www.ejot.com/industrial-lightweight-construction

Solar

Fastening technology for solar and photovoltaic installations on trapezoidal steel profile and sandwich element roofs as well as for use on fibre cement roofs

www.ejot.com/solar

Flat Roofing

Fasteners, and installation tools for the efficient fixing of insulation and waterproofing membrane to flat roofs and slightly sloping roofs

www.ejot.com/flat-roofing

Rear-Ventilated Facades

Complete substructure system with consoles, screws, anchoring solutions, insulation support anchors and anchors

www.ejot.com/rear-ventilated-facades

Anchoring Technology

Special products for mechanical anchoring in non-cracked and cracked concrete as well as chemical and thus expansion pressure-free products for heavy-duty fastening in concrete and masonry

www.ejot.com/anchoring-technology

Window and Glass Facade Technology

High quality fastening elements for window and door assembly and for use in aluminium/glass facade systems

www.ejot.com/window-and-glass-facade-technology

Interior Work

Special products for fastening wood chipboards and for fastening attachments in plasterboard, masonry or concrete

www.ejot.com/interior-work

Fastening solutions for External Thermal Insulation Composite Systems (ETICS)

Special anchors for fixing insulation on external wall systems

www.ejot.com/etics-fasteners

Mounting Elements for Attachments

Fastening solutions for the planned and subsequent fastening of attachments to ETICS facades

www.ejot.com/etics-mounting-elements

Profiles for External Thermal Insulation Composite systems (ETICS)

Profiles for high quality render finishes

www.ejot.com/etics-profiles

General

Timber construction 48

Industrial Lightweight Construction 58

Overview business fields 4
 Contact 12
 Locations Germany 13
 Overview associations 14
 Sustainability 15
 Newsletter 16
 The international EJOT® Group 17
 TEC ACADEMY 19
 Highlights 20
 Services 28
 Services 32
 Application advice 36
 Certifications 42
 Product and note images 434
 Index 438
 Technical abbreviations 437

T-FAST® Wood screws
JW2 countersunk head (steel)
 JW2-STR-4.0xL 55
 JW2-STR-4.5xL 55
 JW2-STR-5.0xL 55
 JW2-STR-6.0xL 55
JW2 wafer head (steel)
 JW2-STS-6.0.xL 57
 JW2-STS-8.0.xL 57

EJOFAST® self-drilling screws
JF2 (steel)
 JF2-2H-4.8xL 82
JF3 (A2 stainless steel + steel)
 JF3-2H-4.8xL 96
 JF3-FR-2-5.5xL 97
 JF3-Plus-4.9xL 98
 JF3-FR-Plus-4.9xL 99
 JF3-Plus-6.8xL 100

Self-drilling screws
JT2 (steel)
 JT2-2H-4.8xL EJOGUARD 83
 JT2-3-4.8xL EJOGUARD 84
 JT2-2-Plus-5.5xL F12 EJOGUARD 85
 JT2-6-5.5xL F12 EJOGUARD 86
 JT2-6-6.3xL F12 EJOGUARD 87
 JT2-12-5.5xL F12 EJOGUARD 88
 JT2-18-5.5xL F12 EJOGUARD 89
 JT2-FZ-6-6.3xL F12 EJOGUARD 90
 JT2-FZ-12-6.3xL F12 EJOGUARD 91
 JT2-FZ-F-6.5xL 92
 JT2-ST-2-6.0xL EJOGUARD 93
 JT2-WD-5-5.5xL EJOGUARD 94
JT3 (A2 stainless steel + steel)
 JT3-2H-4.8xL 102
 JT3-FR-2H-4.8xL 103
 JT3-2-4.9xL 104
 JT3-FR-2-4.9xL 105
 JT3-2H-Plus-5.5xL 106
 JT3-FR-2H-Plus-5.5xL 107
 JT3-2-6.5xL 108
 JT3-6-5.5xL 110
 JT3-FR-6-5.5xL 112
 JT3-6-6.3xL 113
 JT3-12-5.5xL 114
 JT3-FR-12-5.5xL 116
 JT3-18-5.5xL 117
 JT3-D-6H-5.5/6.3xL 118
 JT3-D-12H-5.5/6.3xL 120
 JT3-ST-2-6.0xL 122
 JT3-X-2-6.0xL 123
 JT3-WD-6-5.5xL 124
 JT3-2H-40-6.0/6.0xL 125
 JT3-2H-80-6.0/6.0xL 125
JT4 (A2 stainless steel)
 JT4-4-4.8xL 127
 JT4-6-5.5xL 128
 JT4-FR-2-4.9xL 129
 JT4-FR-4-4.8xL 130
 JT4-FR-4-5.5xL 131
 JT4-FZ-6.5xL 132
JT6 (A4 stainless steel + steel)
 JT6-2H-Plus-5.5xL 133
 JT6-6-5.5xL 134
 JT6-12-5.5xL 135

Industrial Lightweight
Construction

58

Industrial Lightweight
Construction

58

Solar

190

Direct assembly

Powder-actuated fastener HSBR 14	136
Cartridges	137

Self-tapping Screws

JT5 (A2 stainless steel + steel)	
JZ5-6.3xL	140
JZ5-8.0xL	142
JZ3 (A2 stainless steel)	
JZ3-S-6.3xL	143
JA3 (A2 stainless steel)	
JA3-LT-4.9xL	144
JA3-S-6.5xL	145
JB3 (A2 stainless steel)	
JB3-7.2xL	146

ORKAN Storm Washers

Trapezoidal profile	149
Corrugated profile	156

ECORIV® rivets

Closed-end rivets	
AL/E 4.8xL	165
Multigrip rivets	
AL/E 4.0xL	166
AL/E 4.8xL	166
Folding blind rivets	
ALU 5.2xL	168

Scaffolding Anchors

Scaffolding anchors (A2 stainless steel)	
JA3-GU-6.5xL	171
JZ5-GU-6.3xL	172
Ring bolts	
GU ring bolt M14	173
Threaded sleeves	
GU threaded sleeve	173

DEKTITE®

Pipe flashings

Pipe flashings	
DEKTITE® Square (Set)	175
DEKTITE® EZi-Seal Set	176
DEKTITE® Soaker Set	177
DEKTITE® Combo Set	178
DEKTITE® Strip Flash Set	179

Accessories

Hose clamp	180
Cable tie set	181
Tightener	181
Fastener strap	181
EJOPLAST joint sealant	182

Washers

Sealing washers (A2 stainless steel)	
Sealing washer E	184
Mushroom washer	185
Shearing load washers (steel)	
Shearing load washer VS	185

Sealing tapes

TP300	186
TP610	187
ISO-Zell PE Tape	188

Profile fillers

ISO profile filler strips	189
---------------------------	-----

EJOFAST® self-drilling screws

JF3 (A2 stainless steel + steel)	
JF3-2-5.5xL	194

Self-drilling screws

JT3 (A2 stainless steel + steel)	
JT3-2-6.0xL	195

Fastening set for metal roofs

Solar Fastener JT3-SB (A2 stainless steel + steel)	
Set JT3-SB-3-8.0xL E16	198
Solar Fastener JA3-SB (A2 stainless steel)	
Set JA3-SB-8.0xL E16	199

Fastening set for fibre cement roofs

Solar Fastener JT3-SB (A2 stainless steel + steel)	
Set JT3-SB-3-8.0xL FZD	200
Solar Fastener JA3-SB (A2 stainless steel)	
Set JA3-SB-8.0xL FZD	201

Accessories

Flat steel (A2 stainless steel)	
SB flat steel for EJOT®	
Solar Fastener	202
Pipe flashings	
DEKTITE® Premium 3	203
DEKTITE® Premium 5	204
DEKTITE® Premium 12	204

Flat Roofing	206
--------------	-----

Flat Roofing	206
--------------	-----

Rear-Ventilated Facades (VHF)	248
-------------------------------	-----

Self-drilling roof screws

DABO®	
(steel, Climadur-coated)	
SW8-RT-4.8xL	214
TKR-4.8xL	218
TKR-4-4.8xL	221
VHT-R-4.8xL	222
DABO®	
(A4 stainless steel + steel)	
SW8-ET-4.8xL	216
TKE-4.8xL	220
VHT-E-4.8xL	223

Concrete screws

Steel, Climadur-coated	
FBS-R-6.3xL	224
JBS-R 7.5xL	225

Aerated concrete screws

A2 stainless steel	
FPS-E-8.0xL	226

Stress plates

Alu-zinc coated steel	
HTV-82/40	227
HTV-82/40-TK	229
HTV-82/40-F	230
HTV-40-RU	231
Stainless steel	
HTE-82/40	228
Plastics	
HTK-S	233
HTK-2G-50xL	234
EcoTek-50xL	235
EcoTek-T-50xL	236

Flat roof profile

Alu-zinc coated steel	
Flat roof profile FP	232

Stress plate combinations

Steel, alu-zinc-coated / steel, Climadur-coated	
HTV-RU-40 W	237
Plastics / steel, Climadur-coated	
HTK-2G-M/TKRxL (collated)	238
HTK-2G-TKRxL (loose, pre-assembled)	239
Stress plate JBS-R/EcoTek (loose, pre-turned)	243
Plastics / A4 stainless steel	
HTK-2G-M/TKE (collated)	240
HTK-2G-TKE (loose, pre-assembled)	241

Flat roofing anchors

Plastics / steel, Climadur-coated	
FDD-Plus- R (steel)	244
Plastics / A2 stainless steel	
FDD Plus -E (stainless steel)	246

Fastening elements in the substructure

Self-drilling screws	
JT6 (A4 stainless steel + steel)	
JT6-2/5-5.0xL Vario	252
JT9 (A4 stainless steel)	
JT9-2/5-5.0xL Vario	252
JT9-3H/5-5.5xL	254
JT9-4-4.8xL	255
JT9-6-5.5xL	256
JT9-S-2-4.8xL	257

Fastening elements for facade claddings

EJOFAST® self-drilling screws	
JF3 (A2 stainless steel + steel)	
JF3-LT-2-5.5xL KD12	260
JF3-LT-2-5.5xL KD16	261
Self-drilling screws	
JT3 (A2 stainless steel + steel)	
JT3-LT-3-5.5xL KD16	262
JT4 (A2 stainless steel)	
JT4-FR-2H/6-4.8xL	270
JT4-LT-3-5.5xL KD16	263
JT4-LT-2/6-6.0xL KD16	264
JT4-LT-XT-3H/4-5.5xL KD16	267
JT4-LT-XT-3H/6-5.5xL KD16	268
JT4-XT-3/6-6.0xL	269
Centring grommets	
Centring grommet F	265
Centring grommet S	266
XT centring grommet F	268
XT centring grommet S	268
Centring grommet ALUCOBOND®	270
ECORIV® rivets	
blind rivets	
AL/E 5.0xL K14	271

Insulation support anchor

Plastics	
Washer DH	273
Shaft DH	273
DH-40 (one-part)	273
Set DH	273
Installation point for DH	274
Steel	
DMH-8xL-V	276
DMT-80-V	276

Anchoring Technology 288

Anchoring Technology 288

Window and Glass Facade
Technology 348**Screw anchors****Plastics/steel**

SDF-S-8VxL-V	298
SDF-KB-8VxL-V	299
SDF-S-10VxL-V	300
SDF-KB-10VxL-V	302
SDF-S-10HxL-V	304
SDF-KB-10HxL-V	306
SDF-S-14AxL-V	308
SDF-KB-14AxL-V	310
SDF-S-10GxL-V	311
SDP-KB-10GxL-V	312

Plastics/A4 stainless steel

SDF-KB-10VxL-E	302
SDF-S-10HxL-E	304
SDF-KB-10HxL-E	306
SDP-S-10GxL-E	311
SDP-KB-10GxL-E	312

Double expansion wall anchors**Plastics/A4 stainless steel**

VSD-8UxL-E	314
VSD-2G-8UxL-E	315

Nail anchors**Plastics/steel**

ND-K V	316
ND-S V	317

Through bolts**Steel**

BA-V-Plus	318
-----------	-----

A4 stainless steel

BA-E-Plus	320
-----------	-----

Drop-in anchor**Steel**

LAL+	323
------	-----

LIEBIG® safety bolts**Steel**

S	324
B	326
SK	328

LIEBIG® SUPERPLUS**Self-undercutting anchors****Steel**

BLS	330
-----	-----

A4 stainless steel

BLS A4	331
--------	-----

LIEBIG® SUPERPLUS**Lightning protection anchors****A4 stainless steel**

BLS M8-14 A4	332
--------------	-----

LIEBIG® SUPERPLUS**Step iron anchors****A4 stainless steel**

BLS M8-14 SD A4	333
BLS M8-14 SA A4	333

Chemical installation**Injection system**

Mortar cartridge USF 280 ml	334
Mortar cartridge USF 420 ml	334
Mortar cartridge USF winter 300 ml	336
Mixing nozzle USF	335
Mixing nozzle expansion	335

Anchor rods (steel)

AST M10xL V	338
-------------	-----

Anchor rods (A4 stainless steel)

AST M10xL E	338
-------------	-----

Mesh sleeves (plastics)

Mesh sleeve USF 16xL	339
----------------------	-----

Concrete screws**Steel**

JC2-KB-6xL	344
JC2-FR-6xL	340
JC2-ST-6xL	342
JC2-IT-6xL	341
JC2-KB-Plus-8xL	346
JC2-KB-Plus-10xL	346
JC2-KB-Plus-14xL	346

Fasteners for**window production****Window screws (steel)**

S 4.2xL	350
S/TG 4.2xL	351
Super-E 4.2xL	352
Super-E/TG 4.2xL	353
ATS 4.8xL	354
Super-Jot 4.0xL	355

Transom screws (steel)

Transom screw 5.0xL	356
---------------------	-----

Metric screws (steel)

Metric screw M5xL	357
-------------------	-----

Self-drilling window screws (steel)

FD1 3.9xL	360
FD2 3.9xL	359
FD42 3.9xL	358
FDM1 M4xL	362
FDM2 M4xL	361

Self-drilling shutter screws (steel)

RD 4xL	363
--------	-----

Fasteners for**window installation****Coupling screws (steel)**

MS 4.8xL	364
----------	-----

Window screws (steel)

E/cyl. 4.2xL	365
--------------	-----

Carrying systems

Carrying strap screw 5.5xL	366
Carrying strap for windows, lockable	367

Frame anchors (steel)

RA-P-7.5xL	368
RA-U-7.5xL	370
SA-H-7.5xL	372
RA-Z-7.5xL	374

Interior Work	376	Mounting Elements for Attachments	384	Machinery, Spare Parts, Tools	390
---------------	-----	--------------------------------------	-----	----------------------------------	-----

EJOFAST® self-drilling screws

JF2 (steel)
JF2-2-4.2xL 378

Ceiling nails

Steel
T-DN 6-35 379

All wall plugs

Plastics
Gripper 380

Spacers

Plastics
AS 381

Fasteners for ceiling insulation
Insulation screw for direct installation into concrete (steel)

DDS-7.3xL white 382
DDS-7.3xL beige 382

Ceiling insulation washer (steel)
DDT 70 mill finish 383

Anchor Iso-Dart

Plastics/steel
Iso-Dart 386

Machinery

Powder-actuated fastening tools

P560 392

Cordless screwdrivers

ASCS 6.3 Select 393

ASCM 18 QM Select 394

Cordless impact screwdrivers

ASCD 18-300 W2 Select 395

Cordless nibblers

ABLK 18 1.6 E Select 396

Cordless slitting shears

ABSS 18 1.6 E Select 397

Cordless hammer drills

ABH 18 Select 398

Cordless riveting tools

ECORIV ONE 16V / 2.0 Ah 399

Leak tester

Vacu-tester 402

Battery packs and chargers

For ASCS 6.3 Select

For ASCM 18 QM Select

For ASCD 18-300 W2 Select

For ABLK18 1.6 E Select

For ABSS 18 1.6 E Select

For ABH 18 Select

Battery Starter Set 18V / 6.0 Ah 400

Rapid charger ALG 80 400

Battery pack 18V / 6.0 Ah 400

Accessories

For P560

Barrel 392

Thrust piston 392

Compressed ring 392

Cleaning set 392

Spray oil can 35 ml 392

Protective goggles 392

For ASCS 6.3 Select

Depth stop sleeve 393

Long screw support 393

For ASCM 18 QM Select

Bit holder 394

Socket adapter 394

For ABLK18 1.6 E Select

Die 396

Punch 396

Die carrier 396

Profile set 396

Die for profile set 396

Punch guiding for profile set 396

Punch for profile set 396

Wear plate for profile set 396

Pan head screw for profile set 396

For ABSS 18 1.6 E Select

Cutting dies 397

Cutting knife 397

Machinery, Spare Parts,
Tools 390

Machinery, Spare Parts,
Tools 390

For ECORIV ONE

Rapid charger 220 V	399
Battery 16V / 2.0 Ah	399
Retention nosepiece	399
Nosepiece Bulbrite 5.2 mm	399
Facade nosepieces	399

Tools

Precision drill bit HSS

Drill S	404
---------	-----

Precision drill bit HSCO

Drill bit HSCO	405
----------------	-----

Universal drill SDS plus®

Universal drill SDS-plus	406
--------------------------	-----

Hammer drill SDS plus®

4-edge SDS-plus	407
-----------------	-----

Hammer drill

A cone	408
--------	-----

A cone with flange	408
--------------------	-----

Drill bit extension

Drill bit extension SDS 500 mm	409
--------------------------------	-----

drillX spare parts kit	409
------------------------	-----

Sets

Starter set JBS-R 100/EcpTek	410
------------------------------	-----

Anti-dust drill bits

Duster Expert SDS-plus	411
------------------------	-----

Bits

Hexagon	412
---------	-----

Cross recess	412
--------------	-----

Hexalobular TX	413
----------------	-----

Bit extensions

Bit extension M6xL	414
--------------------	-----

Bit extension with spring pin	
-------------------------------	--

Socket wrench inserts

Hexagon clamping socket	416
-------------------------	-----

Socket wrenches

Hexagon socket wrench	417
-----------------------	-----

Torque wrenches

1/2" 10-50 Nm	418
---------------	-----

1/2" 60-300 Nm	419
----------------	-----

Bit holders

BT-1/4"-1/4"xL	420
----------------	-----

Fastening tools

FR Tool	420
---------	-----

FR VARIO Tool	421
---------------	-----

FR Tool plastic	421
-----------------	-----

LT / STS Tool TX25	422
--------------------	-----

LT / STS Tool TX20	422
--------------------	-----

STS Tool metall (Set)	422
-----------------------	-----

LT-XT Tool	423
------------	-----

SW8 VARIO Tool	423
----------------	-----

Complete EcoTek Tool	424
----------------------	-----

Magnet brackets

HTV-RU	424
--------	-----

Bags/belts

Tool belt	425
-----------	-----

Hip belt flat roof	425
--------------------	-----

Installation tools

Installation tool for through bolts	426
-------------------------------------	-----

Installation tool for drop-in anchors	426
---------------------------------------	-----

Installation tool LT PRO	427
--------------------------	-----

Applicator guns

AP 420 ml	428
-----------	-----

Side by Side AP 345 ml	428
------------------------	-----

Other

Cleaning brush	429
----------------	-----

Cleaning brush RBT metal	430
--------------------------	-----

Blow-out pumps	430
----------------	-----

Spray oil	431
-----------	-----

Corrosion protection spray	431
----------------------------	-----

Nail puller	432
-------------	-----

Application tool for sandwich panels and metal profiles	432
---	-----

We are right there where you need us

Your personal sales consultants and technical contact

Whether you order our EJOT products online or at one of our many sales offices: We are always available and advise you individually, depending on your needs.

We have sales representatives throughout the country and they are available to you directly at the construction site.

Place of business: Bad Laasphe
Sales region Central

In der Stockwiese 35
D-57334 Bad Laasphe
T +49 2752 908-0
F +49 2752 908-731



Branch office Unna
Sales region North-West

Max-Planck-Straße 7a
D-59423 Unna
T +49 2303 986 86-0
F +49 2303 986 86-90



Branch office Dresden
Sales region North-East

Breitscheidstraße 45
D-01156 Dresden-Cossebaude
T +49 351 453 67-0
F +49 351 453 67-23



Branch office Stuttgart
Sales region South-West

Gottlieb-Daimler-Straße 32
D-74385 Pleidelsheim
T +49 7144 88 74-0
F +49 7144 88 74-22



Branch office Munich
Sales region South-East

Bruckmannring 10
D-85764 Oberschleißheim
T +49 89 31 57 25-6
F +49 89 31 57 25-70



Branch office Nuremberg
Sales region South-East

Ansbacher Straße 125
D-90449 Nürnberg
T +49 2751 529 78 35
F +49 2751 529 989 10



Advice over the phone:

0800 55 44 444*

*During our business hours from 7:30 am to 4 pm and free of charge from German landlines


We are also there for you by email:

construction@ejot.com

Your contact person by postal code:

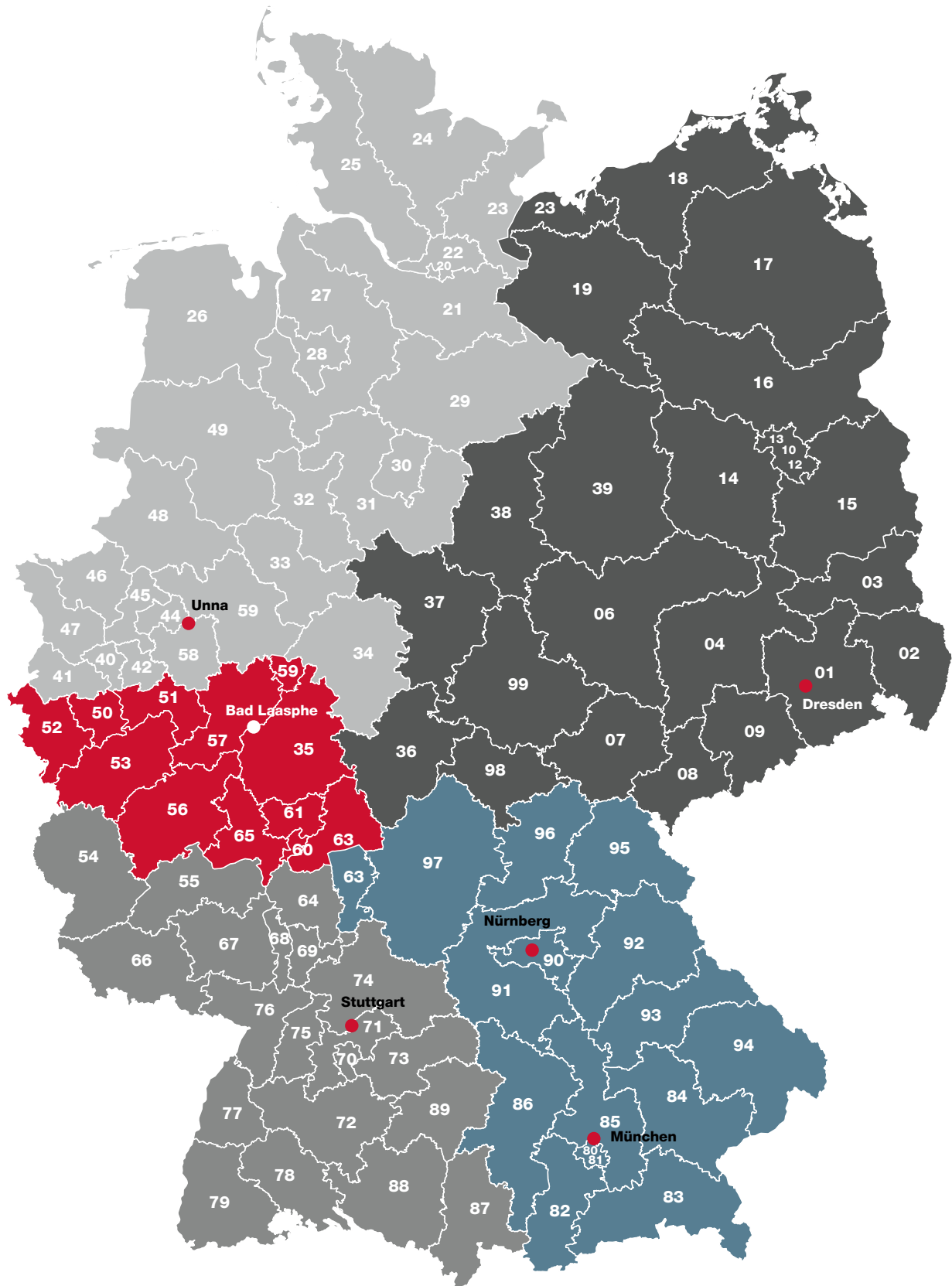
On our website, you will find your personal sales and engineering contact:

www.ejot.com/contact-construction



EJOT® locations in Germany

Postal code areas and their assignment by location



We are committed

EJOT® is a member of various trade associations and organisations



Fachverband Baustoffe und Bauteile für vorgehängte hinterlüftete Fassaden e. V.
www.fvhf.de



Deutscher Schraubenverband e. V.
www.schraubenverband.de



Verband Fenster + Fassade
www.window.de



Fachverband Werkzeugindustrie e. V.
www.werkzeug.org



ift Rosenheim, Institut für Fenstertechnik e. V.
www.ift-rosenheim.de



Institut Bauen und Umwelt e. V.
www.bau-umwelt.de



Industrierverband für Bausysteme im Metallleichtbau e. V.
www.ifbs.de



Global Fastener Alliance®
www.globalfasteneralliance.com



Warenzeichenverband Edelstahl Rostfrei e. V.
www.wzv-rostoffrei.de



Verband für Dämmsysteme, Putz und Mörtel e. V.
www.vdpm.info



www.ppa-europe.eu



www.mcrma.co.uk



Österreichischer Fachverband für hinterlüftete Fassaden
www.oefhf.at



Mitglied im Bundesverband Solarwirtschaft e. V.
www.solarwirtschaft.de



Schweizerischer Fachverband für hinterlüftete Fassaden
www.sfhf.ch



Europäischer Fachverband für Wärmedämm-Verbundsysteme
www.ea-etics.eu



ARGE Qualitätsgruppe Wärmedämmsysteme
www.waermedaemmsysteme.at



Österreichische Arbeitsgemeinschaft Putz
www.oep.at



Stifterverband für die Deutsche Wissenschaft e. V.
www.stifterverband.org



BuGG Bundesverband GebäudeGrün e. V.
www.gebaeudegruen.info/



We stand for sustainability

EJOT® products have Environmental Product Declarations

Environmental protection and the sustainable use of resources are amongst the most important future projects. Sustainability is becoming more and more important for the building and real estate industry, both today and in the future.

Buildings are assessed under ecological aspects such as energy efficiency and resource consumption. In particular public awarding authorities include these criteria into their contracts.

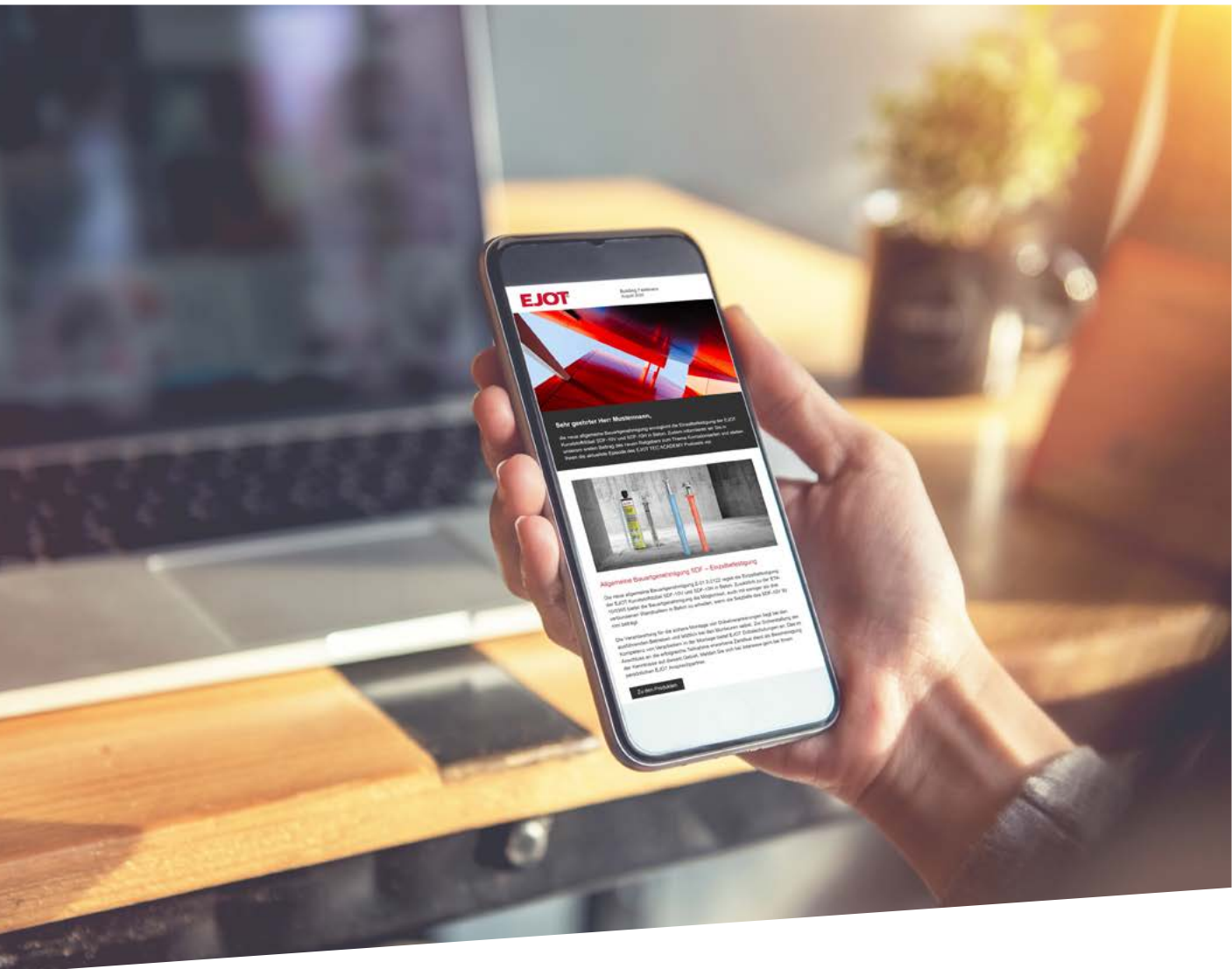
EJOT, as a leading company in the field of ETICS fasteners, has responded to these requirements several years ago and carried-out life cycle assessments.

The first Environmental Product Declaration (EPD) for anchor manufacturers was obtained by EJOT and we can now present a comprehensive and complete record for the sustainability and the balance of environmental influences of our products.

EPDs for anchors and fasteners from the areas of flat roof and rear-ventilated facade have followed. The extensive portfolio of industrial lightweight construction was also balanced with an EPD.



EJOT Sustainability on the Internet:
www.ejot.com/construction/sustainability-epds



EJOT® Construction News

Subscribe now and stay up to date
with our newsletter

Stay up to date about our latest products and technologies with our regular newsletter. You receive free current information as well as processing tips and videos from the Building Fasteners and ETICS Fasteners sectors.

We are looking forward to your subscription.



Go to subscription form:
www.ejot.de/bau/newsletter

EJOT® Construction Social Media



EJOT® Construction
Division



ejot_construction



EJOT® TEC ACADEMY
Podcast

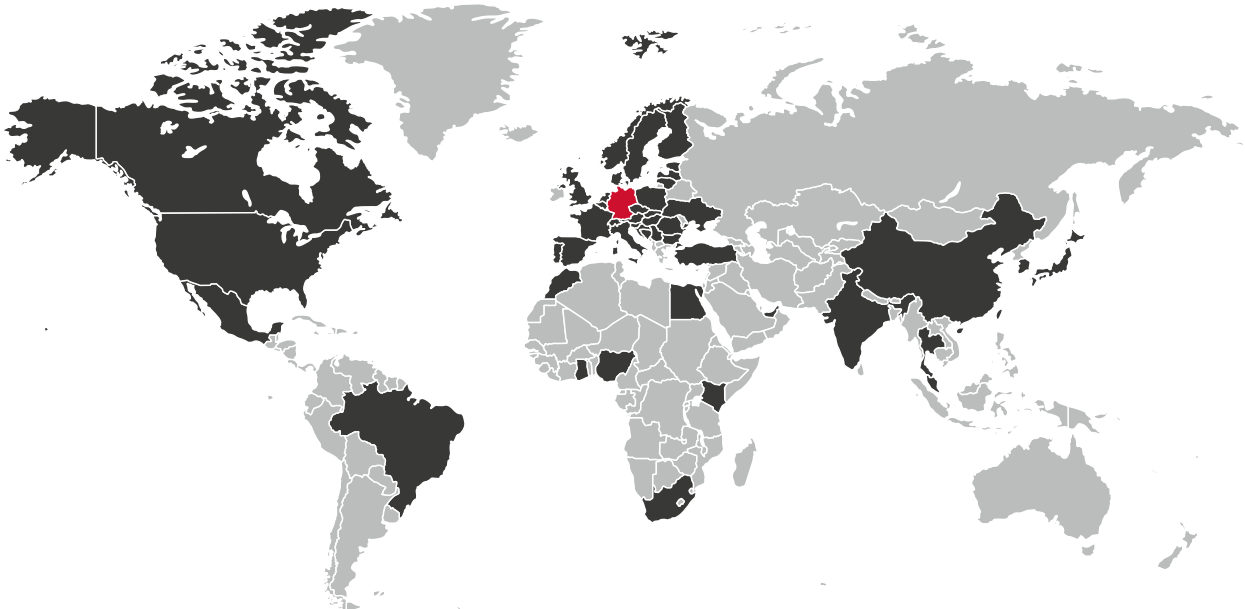


EJOT Construction
Division International



The International EJOT® Group

The origin is in Germany, the future in the world



Locations worldwide

www.ejot.com/subsidiary_selector



Find your contact for all EJOT sales and production companies as well as our partner and sales offices - worldwide. We are looking forward to hearing from you.



46 million
Screws

In our manufacturing plants around the world, we produce up to 46 million items for construction and industry every day.



36,000
Products

Screws, anchors, through bolts or complex part groups – the EJOT portfolio is made up of around 36,000 products.



2,100
Patents

Our engineers are constantly developing new product solutions that are protected by 2,100 patents.



1922
founded

The history of EJOT dates back to the early 20th century.



3,700
Employees

More than 3,700 employees work for our worldwide customers every day.

ENGINEERED IN
GERMANY

The majority of the EJOT portfolio is produced in Germany and developed by our own R&D department.



EJOT® TEC ACADEMY

Our know-how for your building projects

With the EJOT TEC ACADEMY, we regularly offer training courses to inform you about current trends in the construction industry, our products and their applications.



EJOT® TEC ACADEMY:
www.ejot.com/tec-academy

Audio podcast

EJOT® TEC ACADEMY podcast




In our EJOT TEC ACADEMY podcast, you can find out more about current trends and topics in the construction industry and the associated fastening solutions – always up-to-date, technically sound and at the heart of the industry.



Listen now!

YouTube channel

EJOT® Construction Division



Our YouTube channel offers a large number of videos with product presentations, assembly instructions and tips from the world of fastening technology.



Watch now!

EJOT® TEC ACADEMY in detail

Expert seminars

We offer expert trainings in our seminar rooms for various topics. The expert seminars are aimed at architects, specifiers, distributors and technicians and are structured in different modules.

Benefits

- > Build up skills in fastening technology
- > Knowledge of conditions under the German building law
- > Safe product selection for the application case, based on guidelines in compliance with the approval
- > Safety in practical handling

Content

- > Industrial Lightweight Construction
- > Flat Roofing
- > Anchoring Technology
- > Rear-Ventilated Facades
- > Solar
- > Timber Construction

Dates

The expert seminars are tailored to your individual requirements. Current training dates are announced in our newsletter as well as on our TEC ACADEMY page on the Internet.

Online trainings

As an addition to the face-to-face events in our seminar rooms, we offer you a wide range of digital options to further your education flexibly from your home office or office and to expand your expertise.

Technical requirements

- > We use the tool Microsoft Teams for our free online trainings.
- > You can ask questions at any time during the training via a chat function.

Notes on registration

- > Current training dates are announced in our newsletter as well as on our TEC ACADEMY page on the Internet.
- > After you have registered, we will send you a confirmation email containing the login details for the respective online training.
- > If you have registered but are then unable to attend the online training due to scheduling reasons, a separate deregistration is not necessary.

Website guidebooks in the construction fasteners blog

Digital reading material - take advantage of the opportunity to further educate yourself on a wide variety of topics on our website at any time. From now on, the new corrosion guidebook will regularly give you useful tips and information on the topic of corrosion.

Comprehensive series of advice on heavy-duty anchoring, corrosion, the use of self-drilling screws and the planning and installation of flat roofs, as well as numerous blog posts

on a wide range of topics and problems relating to fastening technology – you can find all this in our construction blog on our website.

It's worth checking in regularly, because new, exciting articles are added every month.




To the Construction blog:
www.ejot.com/blog

Experience and innovations

The strongest EJOT® products at a glance

Fastening and anchoring solutions must be optimally tailored to the respective construction project. The connection can only be secure in the long term if the selected fastener meets the special requirements.



Flat roof profile FP | see page 232

GRIPPER all wall plug | see page 380

Folding blind rivet ECORIV® | see page 168

Concrete screw JC2-KB Plus | see page 346



CROSS-FIX

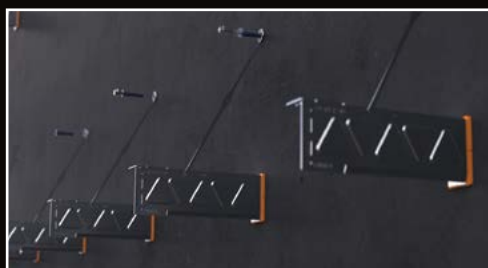
The revolution in rear-ventilated facade construction

Sustainable cladding of aesthetic facades


CROSSFIX® is the first stainless steel substructure that can be used for horizontal and vertical support profiles. CROSSFIX® increases your flexibility, facilitates assembly, saves precious time and reduces your storage costs.

The CROSSFIX® console is made of 100% stainless steel and thus significantly reduces the thermal bridge surcharge in the system. With the CROSSFIX® modular system, EJOT delivers everything from a single supplier. In proven quality.

For all architectural challenges




Maximum load-carrying capacity



Maximum energy efficiency



Maximum flexibility




Increased effective area

On our website, you will find your personal sales and engineering contact:

www.ejot.com/crossfix

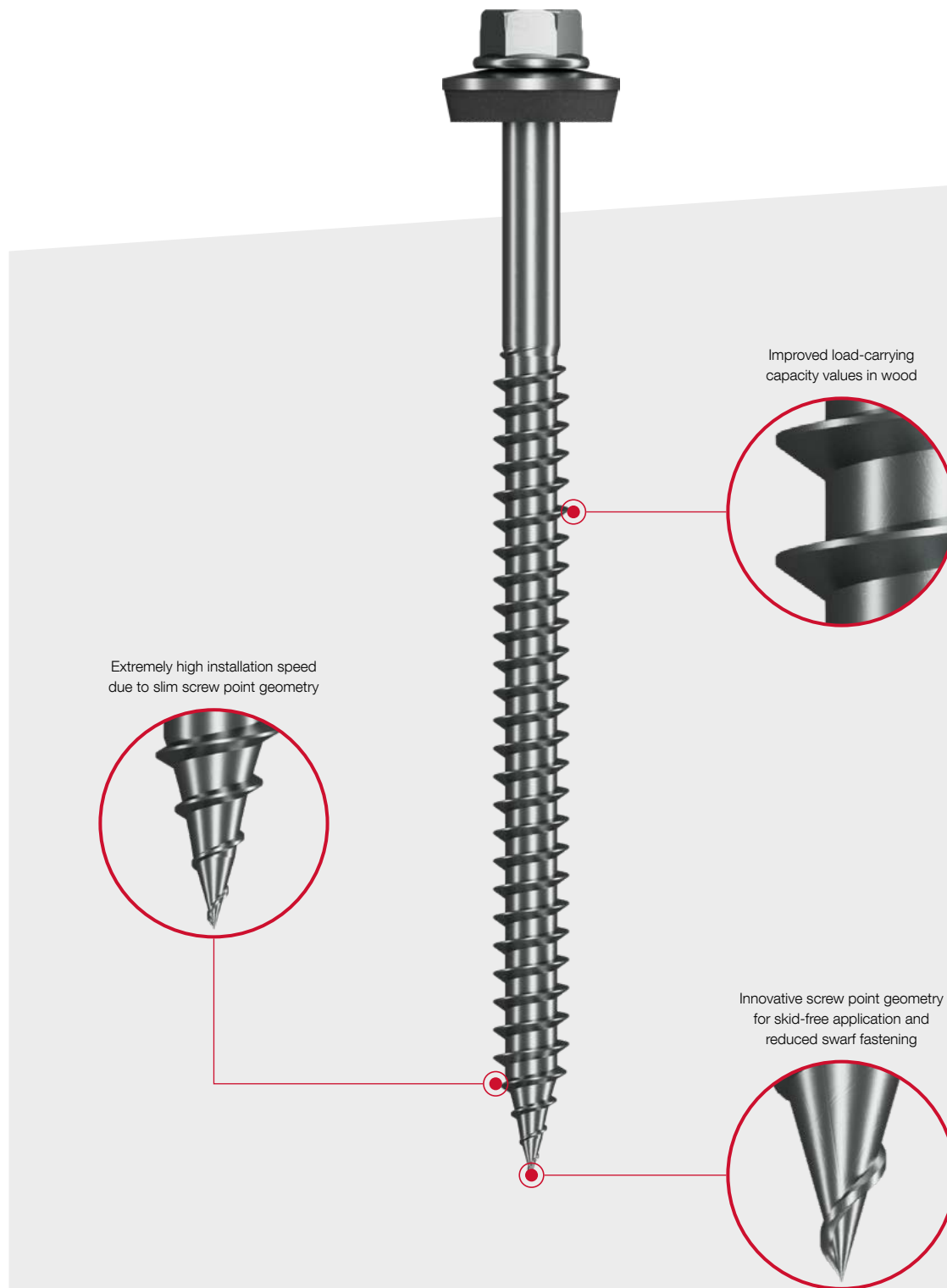




EJOFAST

Clever & Clean

The EJOFAST® self-drilling screw JF3-Plus in detail




Extremely high installation speed
due to slim screw point geometry

Improved load-carrying
capacity values in wood

Innovative screw point geometry
for skid-free application and
reduced swarf fastening

www.ejofast.com



Software solutions

EJOT® approval assistant

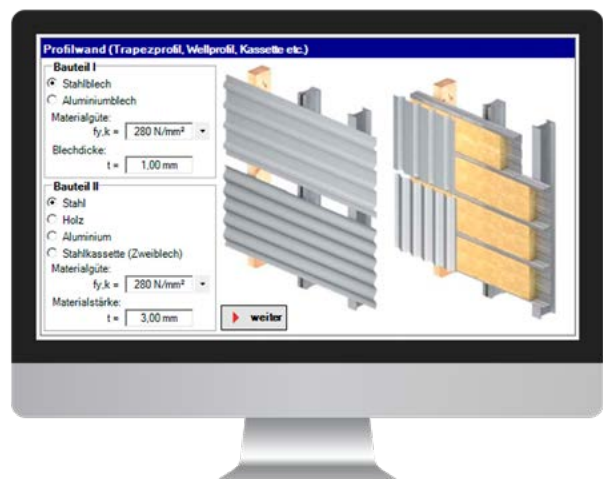
The EJOT approval assistant is a database-driven version of the current European Technical Assessments ETA-10/0200 and ETA-13/0177 and the national approval Z-14.1-4.

The respective approved fasteners are determined via the selection of specific applications. The user is also provided with the corresponding approval values such as characteristic tensile and transverse load capacity, as well as the associated approval document.

Benefits

- > Easy handling
- > Photorealistic illustration of applications
- > How to read approvals
- > The correct approval document in just two steps

The approval tool is available for download
www.ejot.com/approval-assistant



EJOT Anchor Fix® – anchor dimensioning made easy

With the brand new EJOT ANCHOR FIX®, the free dimensioning software for anchoring, EJOT is offering a very helpful tool for the static dimensioning of anchoring in your projects. Specially developed for structural engineers, specifiers, engineers and technicians, the software can also be used as a handy guide in the pre-planning phase.

With EJOT ANCHOR FIX®, the limits of the load-bearing capacity of EJOT anchoring products such as through bolts and concrete screws in concrete substrates can be determined. Another new feature is the possibility of dimensioning nylon and chemical anchors in concrete and masonry. EJOT CROSSFIX® has also now been fully integrated. In addition, with the new software version, a design for fire and seismic load cases is possible. EJOT ANCHOR FIX® still allows you to directly input data from site extraction tests and their evaluation in accordance with regulations. The targeted selection of the calculation methods for single vs. multiple fastening of various products offers the user application safety.



also with Planning reliability on the part of the user is achieved by the output of individual quantity requirements for chemical anchors and this also with variable installation depths. All additional documents such as approvals and product data sheets can be easily accessed, directly via the software.

Try it out – free of charge ...

EJOT ANCHOR FIX® can be downloaded here:
www.ejot.com/software-anchorfix

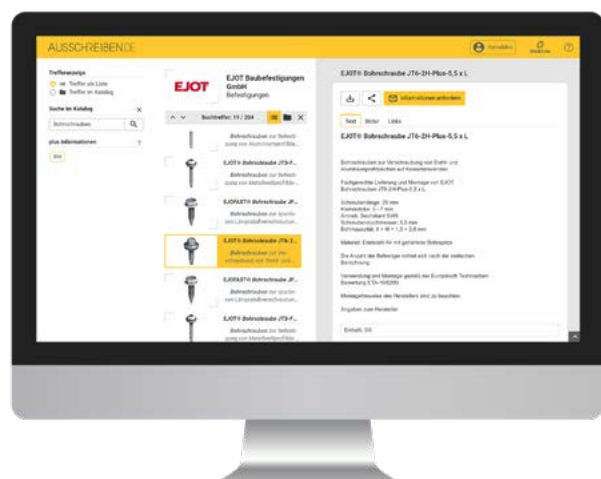
Texts for invitation to tender

In the online database, you can find tender texts for EJOT products in different formats (GAEB, XML, Datnorm, Excel, Word and others).

Benefits

- > Immediate transfer of the text for the invitation to tender through direct export
- > Free of charge and without registration
- > Keep track: all available information for the planning process is centrally stored
- > Easy use with drag & drop
- > Compare texts, select and drag them into your contract specifications or tender

Tender documents are only available online in german:
www.ejot.de/ausschreibungsunterlagen





Services

Shipping costs

Requirements

If there is sufficient availability in our warehouse, ordered goods will be shipped on the same working day (Mon-Fri – provided that the order is received by 14:00 (standard shipping) or 12:00 (express shipping)).

Costs

Exact shipping costs may vary depending on the product selection (product composition). Please refer to your order confirmation for the actual costs.

Service	Costs [EUR]	Article number
Standard shipping		D00000247
Express shipping / Delivery (Mo–Fr) until 9 am*		D000001742
Express shipping / Delivery (Mo–Fr) until 10/10:30 am*		D000001752
Express shipping / Delivery (Mo–Fr) until 12 pm*		D000001753
Express shipping / Delivery Saturday until 12 pm*		D000001792
Parcel service guaranteed delivery next day (Mo–Fr)		D000001754
Standard delivery with trucking company		D000001755
Freight forwarding express shipment / Delivery (Mo–Fr) until 8 am*		D000001756
Freight forwarding express shipment / Delivery (Mo–Fr) until 10 am*		D000001757
Freight forwarding express shipment / Delivery (Mo–Fr) until 12 am*		D000001758
Guaranteed freight forwarding shipment next day		D000001759
Shipping of long goods (e.g. VHF support profiles)		–

*Not available in all postal code areas

Small volume deliveries

Services

Small volume deliveries are all shipments with a value of less than 100 Euro

- > One-time small volume delivery
- > Standard shipping parcel service is included
- > Guaranteed shipping is not included in the price and will be billed separately

Exceptions

- > Pick-up in branches and sales offices
- > Partial or replacement shipments caused by EJOT
- > Ordering over **existing** EDI connection

Service	Costs [EUR]	Article number
Small volume deliveries		D000001256

Discretionary returns

If you have made a mistake in your order, we will gladly check the possibility of a return. In order to ensure a smooth processing, please consider the following points in the case of a return:

Registration

We can only accept returns which have been announced and released in advance and for which the invoice is not older than 12 months. Therefore, please send a request to your EJOT sales agent. He/she will provide you with an appropriate form. After successful release, please add this form to your return. Otherwise, a return shipment at your expense can unfortunately not be excluded.

A return of customer-specifically produced or packed articles and already used products can unfortunately not be accepted.

Condition of the goods

The goods must be dry, clean and in original packaging. Since we can neither exclude nor consider damages during return, you should document the condition of the goods with a picture before returning them.

Charges

We charge a redemption fee amounting to 20 % of the value of the goods, but at least 75.- EUR per order. If the goods are not in perfect condition, further costs may arise at your expense.

Notes

Discretionary returns are all returns that are not caused by EJOT or our service partners. Articles not suited for return or unannounced shipments will be returned without issuing a credit note. The return shipment always has to be paid by the returning party!

Requirements

- > Only directly delivered, undamaged articles, in original packaging with undamaged adhesive tape, not older than 12 months.
- > A return shipment is only possible after prior registration with the responsible sales contact.
- > The received return form must be enclosed with the return shipment.

Service

Costs

Discretionary returns, approved and announced

Pick-up service by forwarding company

Pick-up by parcel service

Factory and inspection certificates

On request we supply factory and inspection certificates, which show the results of our production-accompanying and batch related inspections.

Order-related data are necessary for this, therefore they can only be issued after delivery of the goods.



Quality Management System


DQS certified according to ISO 9001:2008
Certificate registration no. 302825 QM08

Service	Costs [EUR]	Article number
Factory certificate 2.2 acc. to EN 10204		D000001343
Inspection certificate 3.1 acc. to EN 10204		D000001344

Repair service

Expert EJOT staff repair the defective tools to prevent down-times. If possible, we carry out the repairs directly on site. If the damage is too severe, the repair will be done in one of our EJOT workshops.

Service	Price/0.25 h [EUR]	Article number
Repair of defective rental or purchased tools		D000001342
Order information: spare parts will be billed separately		







Services

Anchor pull-out tests

For fastenings in undefined, unknown or not covered by the usability certificate*) fastening substrates (e.g. concrete, masonry, steel, etc.), site tests must be carried out in a defined number and at different positions of the building structure, depending on the application (VHF, ETICS, flat roof, etc.).

The aim is to determine the load-bearing capacity of the selected fastener type depending on the individual setting/assembly method on the project-specific given fastening substrate - furthermore, the optimum fastener for your construction project can be determined. Depending on the application on the roof or facade and the selected fastening system, the execution of the site pull-out tests is carried out and evaluated on the basis of valid regulations according to the EAD, ETAG, TR or TS**). The determined, logged load-bearing capacities serve as the basis for the structural design of the overall system.

*) AbZ – National Technical Approval / AbG - General Construction Technique permit / ETA - European Technical Assessment

**) European Assessment Document / European Technical Approval Guideline / Technical Report / Technical Specification

Your advantages:

- > Consulting and execution of the construction site pull-out tests
- > Use of calibrated test equipment
- > Determination of individual load capacities
- > Evaluation of the test results
- > Provision of the test protocol

Services

Travelling expense, test procedure and documentation

Requirements

- > It is mandatory that the operating company is on site
- > Accessibility of the secured test points on the object
- > Possible specifications required by the specialist planner
- > Any necessary sealing measures on the flat roof will be carried out by the customer

Services	MSRP [EUR]	Article number
Pull-out test with protocol		D000001272

Rental equipment and product training

Whether installation tools or fastening technology: Our EJOT team is glad to give advice. We provide you with installation tools on loan for the duration of the construction phase for processing our fasteners. Your technicians will receive comprehensive equipment and product training at the construction site from us.

Your advantages:

- > Best possible utilisation of the equipment
- > Improving the knowledge and skills for using EJOT products
- > Preventing tool damage due to improper handling
- > Avoiding installation errors

Services

- > Delivery
- > Instruction
- > Pick-up service
- > One-time replacement of wear parts (batteries, nut sockets, bits or carbons)

Requirements

- > Rental tools are only provided for processing EJOT fasteners
- > Minimum order quantity fastener: 2,000 pieces (adapted to the rental tool)
- > Please contact us in time so that we can reserve the desired installation tool for you
- > Rental without proper instruction is only allowed for installers that are familiar with our installation tools
- > Necessary repairs after the tool return, due to faulty or improper use will be billed separately

Tool selection	Article number Rental equipment	Article number Transport box
Installation tool ECOSET	G000000076	9151106000
Installation tool ECOSET L	G000000077	9151506000
Installation tool ECOSET-HTK	G000000072	9151506000
EJOFAST® JF screwdriver	G000000070	—
Powder-actuated fastening tool P 560	G000000068	—

Services	MSRP [EUR]	Article number
Rental tool with delivery and instruction		D000001274

Initial sizing service

Based on the planning documents you provide, we determine the optimal fasteners for your construction project as well as the required quantity.

Services

Initial sizing with rough bill of quantities

Requirements

- > Completed questionnaire is mandatory

Notice

The initial sizing does not replace the static analysis and is only carried out based on the data supplied by the customer, not verified for completeness and correctness by EJOT!

Download questionnaire:

www.ejot.com/pre-dimensioning

Services	MSRP [EUR]	Article number
Initial sizing		D000001273

Assembly of sealing washers

Version	Costs* per	MSRP [EUR]
Without washer	100 pcs.	
Ø 11 / Ø 14 / Ø 16	100 pcs.	
Ø 19	100 pcs.	
Ø 22	100 pcs.	
Ø 29 / PIZ	100 pcs.	
DIN 9021 (through bolt)	100 pcs.	

*Costs are added to standard product price



Painting (in-house)

Version	Costs* per	MSRP [EUR]
≤ 499 pieces	lump sum	
≥ 500 – 2,499 pieces	100 pcs.	
≥ 2,500 – 4,999 pieces	100 pcs.	
≥ 5,000 pieces	100 pcs.	

*Costs are added to standard product price

Painting (external)

Version	Costs* per	MSRP [EUR]
≤ 9,999 pieces	100 pcs.	
≥ 10,000 – 19,999 pieces	100 pcs.	
≥ 20,000 pieces	100 pcs.	

*Costs are added to standard product price

Extra costs painting (external)

Service	Costs* [EUR]	Article number
Minimum quantity surcharge (≤ 1,000 pcs.)		D000001256
Express painting service (within 48 hours, per colour shade and dimension ≤ 2,500 pieces)		D000002936
Surcharge for colour sample production (incl. 20 - 30 sample parts)		D000003245
Surcharge special colour according to sample		D000003042
Shipping cost external painting standard parcel service		D000002932
Shipping cost external painting express parcel service		D000003022

*Special costs painting (external) are not discounted



Pre-assembling, pre-turning, collating

Version	Costs* per	MSRP [EUR]
Pre-assembling HTK	100 pcs.	
Pre-turning EcoTek + FPS-E	100 pcs.	
Pre-turning EcoTek + JBS-R	100 pcs.	
Collating / belting	100 pcs.	

*Costs are added to standard product price



Special storm washers

Version	Costs* per	MSRP [EUR]
---------	---------------	---------------

All storm washers not mentioned in the catalogue (colour and/or shape) are special storm washers

100 pcs.



Minimum order 500 pieces

***Costs are added to standard product price**

Special packaging

Version	Costs* per	MSRP [EUR]	Article number
---------	---------------	---------------	----------------

Opening of one packaging unit (PU) in full hundreds is possible for EcoTek loose, HTK-2G loose, solar fastener (à 10 pieces)

Opening

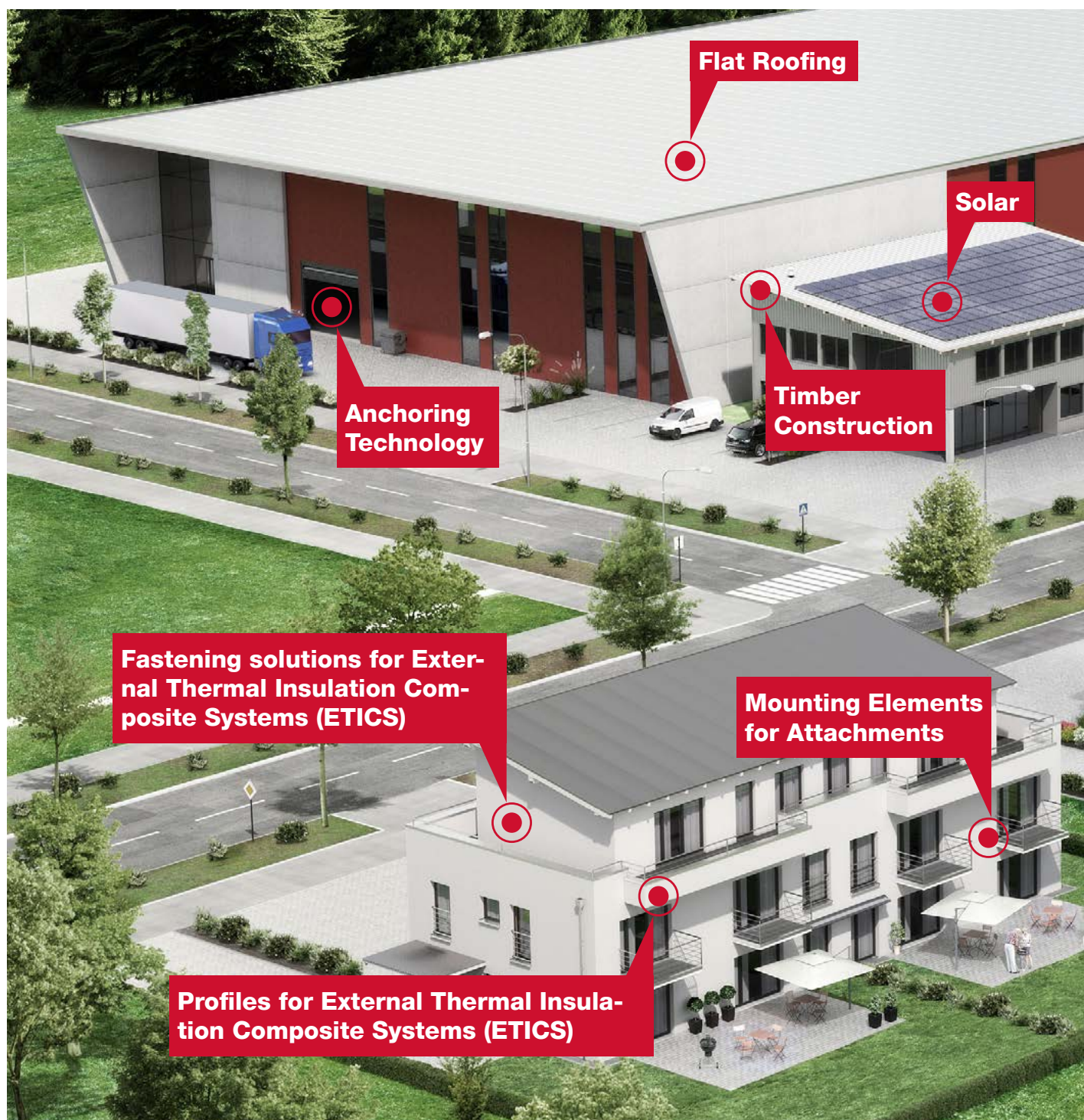
D000002152

***Costs are added to standard product price**

The EJOT® application advice


Find the right fastener for your project

Fastening and installation solutions are as versatile as the number of different building types. But the small, inconspicuous products bear a special responsibility for their stability. Therefore it is important to use the perfectly matched product for every application. Whether it is a production hall, administrative building, residential house or the corresponding technical devices - with the application adviser, you will find the suitable product for your project.






Drop-in anchor LAL+
| see page 323



Self-drilling screw JT3-2H-40-
6.0/6.0xL | see page 125



Solar fastener JA3-SB-8.0xL
| see page 199



Through bolt BA-E Plus
| see page 320




Timber Construction

| see page 50




Above-rafter insulation

| see page 51



Tin tile roof

| see page 60




Single-sheet profiled roof

| see page 60




Double-sheet profile roof

| see page 62




Double-sheet roof with seam or clamping profile

| see page 64




Sandwich panel roof

| see page 66




Profiled wall with cassette structure

| see page 68




Wall with sandwich panels

| see page 70




Single-sheet profiled wall

| see page 72




Solar and photovoltaic installations

| see page 192

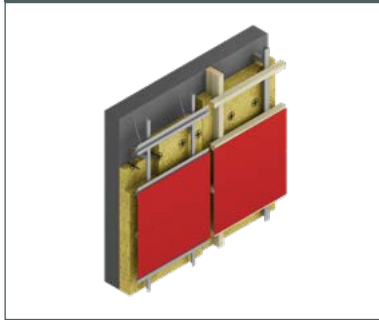


Flat roof with roofing membrane


| see page 208



Rear-Ventilated Facades (VHF)
| see page 250



Installation into concrete
| see page 290



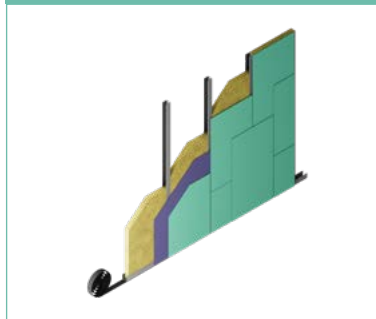
Installation in masonry
| see page 293




Window and Glass Facade
Technology | see page 348



Interior Work
| see page 376



Mounting Elements for Attachments
| see page 384



EJOT® product key for self-drilling and self-tapping screws

This is how you apply the product key on the example of an

EJOT self-drilling screw JT3-FR-2H-4.8x19-E11-9006

> with sealing washer E11

> colour version RAL 9006

Example	J	T	3	-	FR	-	2	H	-	4.8	x	19	-	E	11	-	9006
EJOT	J																
Screw type																	
Self-drilling screw		T															
EJOFAST® self-drilling screw		F															
Self-tapping screw coarse thread with point		A															
Self-tapping screw fine pitch thread with dog point		Z															
Self-tapping screw fine pitch thread with point		B															
Wood screw		W															
Self-drilling screw material																	
Case-hardened steel, zinc-plated			2														
A2 stainless steel with hardened steel point			3														
A4 stainless steel with hardened steel point			6														
A2 stainless steel			4														
A4 stainless steel			9														
Self-tapping screw material																	
Stainless steel HCR (1.4529) / CORREMAKS®			1														
Zinc-plated steel			2														
A2 stainless steel			3														
A2 stainless steel with hardened steel dog point			5														
A2 stainless steel / CRONIMAKS			7														
Version																	
Standard (hexagon)																	
Truss head					FR												
Hexalobular TX drive					T/TX												
Distance					D												
Special head geometry					X												
Countersunk head with hexalobular TX					ST												
Countersunk flange head with hexalobular TX					STS												
Countersunk head TX ribs					STR												
Cheese head with hexalobular TX					ZT												
Countersunk head					S												
Pan head with hexalobular TX					LT												
Pan head with hexalobular TX and cutting ring					XT												
Fibre cement					FZ												
Drill point with wings (Wing Drill)					WD												
max. drillable metal thickness							[mm]										
Free spin zone under screw head								H									
screw diameter										[mm]							
Screw length												[mm]					
Sealing washer material																	
Zinc-plated steel														V			
A2 stainless steel														E			
Aluminium														A			
Sealing washer diameter															[mm]		
Colour (4-digit RAL number)																	[RAL]

Inherent parts of the order description

Optional parts of the order description

Screw types

Point styles



Self-drilling screw
(JT)



Drill point with wings
(WD)



EJOFAST®
screw point geometry
(JF)



Fine pitch thread
with dog point
(JZ)



Coarse thread
with point
(JA)



Fine pitch thread
with point
(JB)

Drives



Standard
hexagon head



Hexagon head with
hexalobular TX drive



Hexalobular TX drive
(T/TX)



Cross recess

Head geometries and versions



Special head
geometry
(X)



Countersunk flange
head with hexalobular
TX (STS)



Cheese head
with hexalobular TX
(ZT)



Truss head
(FR)



Pan head with
hexalobular TX



Countersunk head
with hexalobular TX
and milling ribs



Countersunk head/
Countersunk head
with hexalobular TX
(S/ST)



High thread
with distance
(D)



Pan head with
hexalobular TX
(LT)
KD12 ≈ 12 mm
head diameter



Pan head with
hexalobular TX
(LT)
KD16 ≈ 16 mm
head diameter



Pan head with
hexalobular TX
and cutting ring
(LT-XT)



Fibre cement
(FZ)

Certifications

National technical approvals (abZ)

"National technical approvals (abZ) are the most common form of national proof of usability for construction products. DIBt started granting them as early as 1968. The abZ regulates those properties of the construction product that are of regulatory relevance as well as the fields of use and aspects related to processing, transport, storage, marking and confirmation of conformity.

A construction technique permit may be included in the abZ if assembly, planning, design and execution are relevant for safe application ('combined decision')."

(cf. www.dibt.de/en/we-offer/approvals-etas-and-more/national-technical-approval-abz-general-construction-technique-permit-abg)

General construction technique permit (aBG)

"In July 2017, the general construction technique permit replaced the former national technical approval (abZ) for construction techniques. It can only be applied for with DIBt. This new type of decision regulates the planning, design and execution of construction techniques.

The Building Codes of the federal states aim at ensuring the safety of construction works. This may require regulating not only product characteristics, but also the assembly of construction products to form construction works ('construction technique').

This is especially the case, when important features of the construction works result from the interplay between different construction products. The general construction technique permit can supplement national or European product rules with regard to planning, design and execution."

(cf. www.dibt.de/en/we-offer/approvals-etas-and-more/national-technical-approval-abz-general-construction-technique-permit-abg)

National technical test certificates (abP)

A national technical test certificate is proof of usability granted for:

- > construction products which do not necessitate the compliance with significant requirements to the safety of structural components or
- > components that can be evaluated according to generally approved test methods (§ 19 Abs. 1 Musterbauordnung).

The building code A part 1, part 2 and part 3 lists for which product a national technical test certificate can be granted.

Only inspection authorities approved by the DIBt or another building authority are able to grant national technical test certificates.

Certifications

European Technical Assessments (ETA)

The abbreviation ETA is derived from the English term "European Technical Assessment".

The ETA is a product performance certificate that leads to CE marking. It allows you to market your product throughout the European Economic Area, Switzerland and Turkey. In many cases, the ETA also opens doors worldwide.

An ETA can be requested for any construction product that is not covered or not fully covered by a harmonised standard. Compared to the harmonised standard, the ETA can be individually tailored to the product. In addition, performance features can be included in the ETA that are missing in existing harmonised standards.

The advantage over the national approval is the greater coverage of the ETA. However, ETAs always require a reconciliation between the designated performance and the national building requirements.

(cf: www.dibt.de/en/we-offer/approvals-etas-and-more/european-technical-assessment-eta)

FM Approval

In addition to national technical and European Technical Approvals, selected EJOT products also feature a product certification by the American mutual insurance company FM Global.

The FM certification recognised both in Germany and internationally ensures compliance with the strictest quality and safety requirements.

Passive House Certification

Passive House certification ensures that the high quality requirements of the Passive House Standard are achieved. But not only buildings can receive certification from the Passive House Institute, but also products and detailed solutions, as well as planners, specialist engineers, craftsmen and consultants.

The use of components certified by the Passive House Institute facilitates the planning of buildings and contributes significantly to ensuring the proper functioning of the Passive House.

(cf: www.passivehouse.com)

National technical approvals (abZ)

Business field	Number	Products	Contents
Industrial Lightweight Construction	Z-14.1-421	JT3-2H-40-6.0/6.0x64, JT3-2H-80-6.0/6.0x104	Isover Metac wall cassette system
	Z-14.1-537	Rivets	Mechanical fasteners for joining aluminium components, or fixing with aluminium, steel or timber substructures
	Z-14.4-814	ORKAN storm washers	ORKAN storm washers
	Z-14.1-644	JT3-2H-40-6.0/6.0x64, JT3-2H-60-6.0/6.0x84, JT3-2H-80-6.0/6.0x104	Spacer bolts and wall cassette system "Steelrock Plus"
	Z-14.1-843	JT3-2H-40-6.0/6.0x64, JT3-2H-80-6.0/6.0x104	URSA facade cassette system and its components
	Z-14.4-426	JT*-(X/ST)-2-6.0xL, JF*-2-5.5xL, JF*-2-6.0xL, JT*2H-Plus-5.5xL, JT*-6-5.5xL, JT*-ST-2-6.8xL	Fastening of multi-layer roof systems
	Z-14.4-901	JT*-(ST)-2-6.0xL, JT*-(FR)-6-5.5xL, JT*-12-5.5xL, JT*-WD-6-5.5xL, JZ*-(S)- 6.3xL, JZ*-8.0xL, JT*-LT-3-5.5xL KD16, JF*-LT-2-5.5xL KD16, DABO TK*-4.8xL, DABO VHT*-4.8xL	Fastening of components made of timber and wood-based materials to metal substructures
Rear-Ventilated Facades	Z-21.2-1652	Cavity wall repair anchor VSD	For subsequent installation of outer sheets
	Z-21.8-1265	KERI rainscreen anchor	For securing the rain screen of three-layer external wall panels
	Z-10.3-701	JT4-LT-XT-3H/6-5.5x25, JT3-6-5.5x25-E14, JT4-XT-3/6-6.0x21	ALPOLIC composite panels for use in ventilated exterior wall cladding and exterior facade soffits
	Z-14.4-851	JT4-LT-3-5.5x25 KD16, JT4-LT-2/6-6.0x50 KD16, ECORIV AL/E 5.0x16 K16, Centring grommet Ø11/6 F, Centring grommet Ø11/6 S, Centring grommet Ø11/8 F, Centring grommet Ø11/8 S"	Fastening of components made of timber and wood-based materials to metal substructures

General construction technique permit (aBG)

Business field	Number	Products	Contents
Rear-Ventilated Facades	Z-21.2-2122	SDF-S-10V, SDF-KB-10V, SDF-S-10H, SDF-KB-10H	SDF-10V and SDF-10H for application as single fastening in concrete

National technical test certificates (abP)

Business field	Number	Products	Contents
Anchoring Technology	Z-21.8-2141	JC2 Plus concrete screw	EJOT concrete screw JC2 Plus for temporary fastening in concrete
Rear-Ventilated Facades	P-BWU02-178006	JT9-2/5-5.0x25 VARIO, JT6-2/5-5.0x30 VARIO	Fixing aluminium or stainless steel wall brackets to substructures made of aluminium support profiles for rear-ventilated external wall cladding according to DIN 18516-1
	P-BWU02-1980001	JT4(9)-3H/5-5.5x19, JT4(9)-3H/7-5.5x21	Fixing aluminium or stainless steel wall brackets to substructures made of aluminium support profiles for rear-ventilated external wall cladding according to DIN 18516-1
	P-BWU02-168012	JT4-S-2-4.8xL JT9-S-2-4.8xL	Fixing timber panels to substructures made of aluminium support profiles for regulated rear-ventilated external wall claddings according to DIN 18516-1
	P-S 18 0447	JT4-LT-XT-3/6-5.5x21 KD16, LT-XT centring grommets	Fixing plain aluminium composite panels to aluminium substructures

European Technical Assessments (ETA)

Business field	Number	Products	Contents
Timber construction	ETA-18/0812	T-FAST® JW woodscrews	Partially threaded screws for wooden structures made of carbon steel with countersunk and pan head diameter 3.5 to 12.0 mm
Industrial Lightweight Construction	ETA-08/0040	Powder-actuated fastener	SPIT powder-actuated fastener HSBR 14, HSBR 14 Tube and HSBR 14 Strip in combination with the SPIT installation tools P230, P230L, P525L and P560 for fastening steel sheets to steel substructures
	ETA-13/0177	Fastening screws JA, JZ, JT and JF	Fastening screws for sandwich profiles
	ETA-10/0200	Fastening screws JA, JB, JT, JZ and JF	Fastening screws for components and sheet made of metal
	ETA-21/1023	Fastening screws JF	EJOFAST® fastening screws for sandwich profiles
	ETA-21/0420	Fastening screws JT2	Fastening screws for components and sheet made of metal
	ETA-21/0421	Fastening screws JF	EJOFAST® fastening screws for components and sheet made of metal
	ETA-22/0126	JT*-ST-2-6.0xL, JF*-(FR/LT)-2-5.5xL E11, JF*-(FR/LT)-2-6.0xL E11, JT*-(FR)- 2H-Plus-5.5xL E11, JT*-(FR)-6-5.5xL E11, JZ*-6.3xL E11, JZ*-S-6.3xL,	Fastening of thick to thin metal components
	ETA-22/0641	ECORIV rivets	Blind rivets for fastening metal components
Flat Roofing	ETA-07/0013	All flat roof products	Fastening elements for roofing membrane systems
Solar	ETA-22/0762	Solar Fastener	Fastening elements for solar installations
Rear-Ventilated Facades	ETA-10/0305	SDF-S-10V, SDF-KB-10V, SDF-S-10H, SDF-KB-10H	Nylon anchors for multiple fixing of non-load-bearing systems into concrete and masonry
	ETA-12/0502	SDP-S-10G, SDP-KB-10G	Nylon anchors for multiple fixing of non-load-bearing systems into concrete and masonry
	ETA-15/0027	SDF-S-14A, SDF-KB-14A	Nylon anchors for multiple fixing of non-load-bearing systems into concrete and masonry
	ETA-15/0387	SDF-S-8V, SDF-KB-8V	Nylon anchors for multiple fixing of non-load-bearing systems into concrete and masonry
	ETA-17/0312	JT4-4-4.8x19 E14, JT3-ST-2-6.0x60	System for exterior wall cladding
	ETA-21/0756	CROSSFIX® substructure system	Substructure system for rear-ventilated facades

Business field	Number	Products	Contents
Anchoring Technology	ETA-01/0011	LIEBIG Superplus self-undercutting anchor M8, M12, M16	Torque-controlled self-undercutting anchor made of galvanically zinc-plated steel or A4 stainless steel for usage in concrete
	ETA-06/0108	LIEBIG safety bolt	Torque-controlled expansion anchor made of galvanically zinc-plated steel for usage in concrete
	ETA-13/0441	LAL+ drop-in anchor	Deformation-controlled expansion anchor sized M6, M8 and M10 for the usage as multiple fixing of non-load-bearing systems in concrete
	ETA-13/0442	LAL+ drop-in anchor	Deformation-controlled expansion anchor sized M8, M10, M12 and M16 for single fixing in non-cracked concrete
	ETA-16/0089	MULTIFIX USF, MULTIFIX USF Winter	Injection system for installation in masonry. Anchor rods M8 – M16
	ETA-16/0107	MULTIFIX USF, MULTIFIX USF Winter	Approval for the installation in concrete
	ETA-16/0934	Sormat through bolts S-KA+, S-KAK+, S-KAH+, S-KAH+ HCR / EJOT through bolts BA-V Plus, BA-F Plus, BA-E Plus, BA-E Plus HCR	Torque-controlled expansion anchor in sizes M8, M10, M12 and M16 for use in concrete
	ETA-17/0835	JC2 concrete screw	Concrete screws in sizes 6, 8 and 10 mm for use in cracked and non-cracked concrete
	ETA-18/0219	BA-V Plus, BA-F Plus, BA-E Plus, BA-E Plus HCR	Torque-controlled expansion anchor in sizes M8, M10, M12 and M16 for use in concrete
	ETA-18/0221	JC2 concrete screw	Concrete screw of size 6 for multiple use for non-structural application in concrete and in pre stressed hollow core slabs
	ETA-20/0446	Sormat Concrete Screw Anchor S-CSA+ /EJOT Concrete Screw Anchor JC2 Plus	Concrete screws in sizes 8, 10 and 14 mm for use in cracked and non-cracked concrete
ETA-21/0020	JC2 Plus concrete screw	Concrete screws in sizes 8, 10 and 14 mm for use in cracked and non-cracked concrete	

General recommendations

Product recommendations

For the product recommendations it is assumed that the objects are buildings with no excessive demands on corrosion, load-carrying capacity or visual appearance, e.g. warehouses, office buildings, sales rooms, etc. The recommendation does not apply to buildings with special demands on the fastening elements due to internal and external climate conditions or which have special demands on the fasteners due to the location of the building.

The application advice is only a recommendation without any claim to accuracy or completeness. Structural-physical measures such as the application of vapour barrier sheeting or the insertion of seal strips are not addressed. They are to be considered separately.

The assembly and installation guidelines provided by the component manufacturers have to be observed.

Quantity determination for screws

Spacing and position of the fastening elements can be obtained from the static analysis. However, it is very tedious and time-consuming to determine the exact number of screws. But a rough estimate of the required quantity is helpful for ordering or calculating.

Initial sizing | [see page 33](#)

EJOT offers the service of initial sizing with quantity determination for larger building projects. The result of this initial sizing depends directly on the quality of the available data.

EJOT offers a questionnaire that contains the most important information for the determination of the screw quantity.



Timber Construction

High-quality fastening technology in timber construction

www.ejot.com/timber-construction

Product overview

T-FAST® Wood screws

JW2 countersunk head (steel)

JW2-STR-4.0xL	54
JW2-STR-4.5xL	54
JW2-STR-5.0xL	54
JW2-STR-6.0xL	54

JW2 wafer head (steel)

JW2-STS-6.0.xL	56
JW2-STS-8.0.xL	56

Technical abbreviations

Abbreviation	Description	Unit
b	Component width	mm
d	Thread outer diameter / nominal diameter	mm
d _h	head diameter	mm
h	Component height	mm

Abbreviation	Description	Unit
l	Screw length	mm
l _g	Thread length	mm
t ₁	Component thickness 1	mm

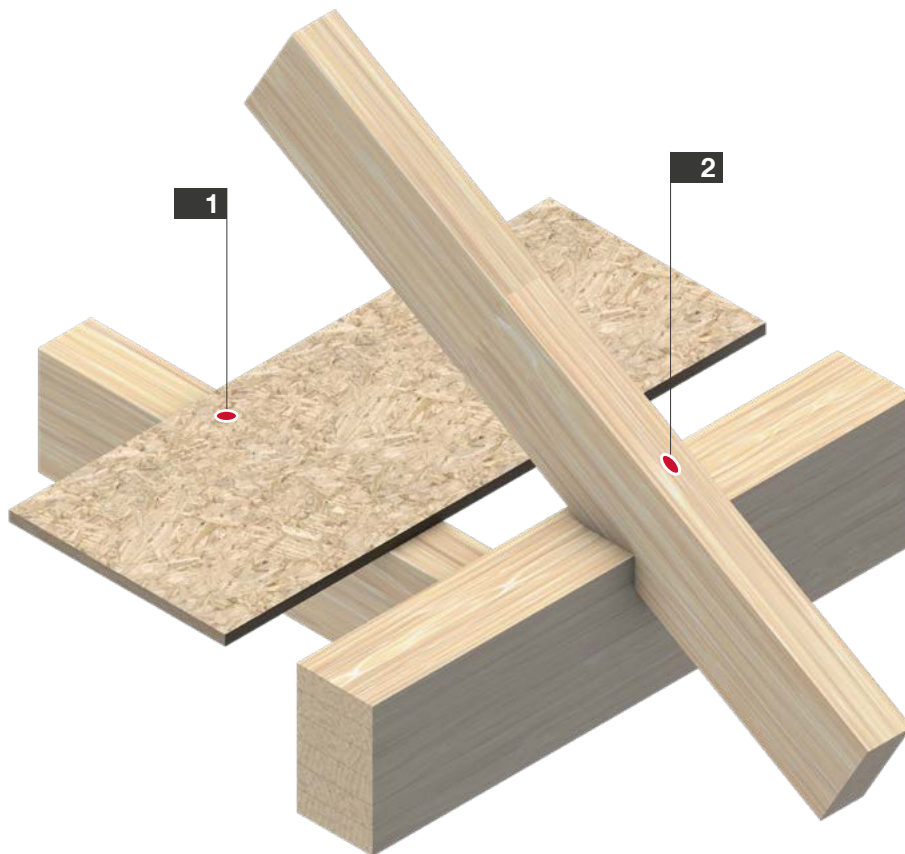
Timber construction


Description


General wood construction connections in the roof area and interior finishing. Fastening of wood, wood-based panels or sheets to wooden components made of solid wood, structural solid wood, glued laminated timber as well as panels made of solid wood, laminated veneer lumber or cross laminated timber in non-weathered areas.

Application

- > Roof: truss rafter to purlin
- > Beam layer: plate on ceiling joists
- > Wall structure: planking
- > Interior finishing: substructure fastening



No.	Application	Product	Page
1	 19 mm chipboard on ceiling joists	Wood screw JW2-STR-4.0x40/24-V	54

No.	Application	Product	Page
2	 18 cm rafter on purlin	Wood screw JW2-ST5-8.0x240/80-V	56

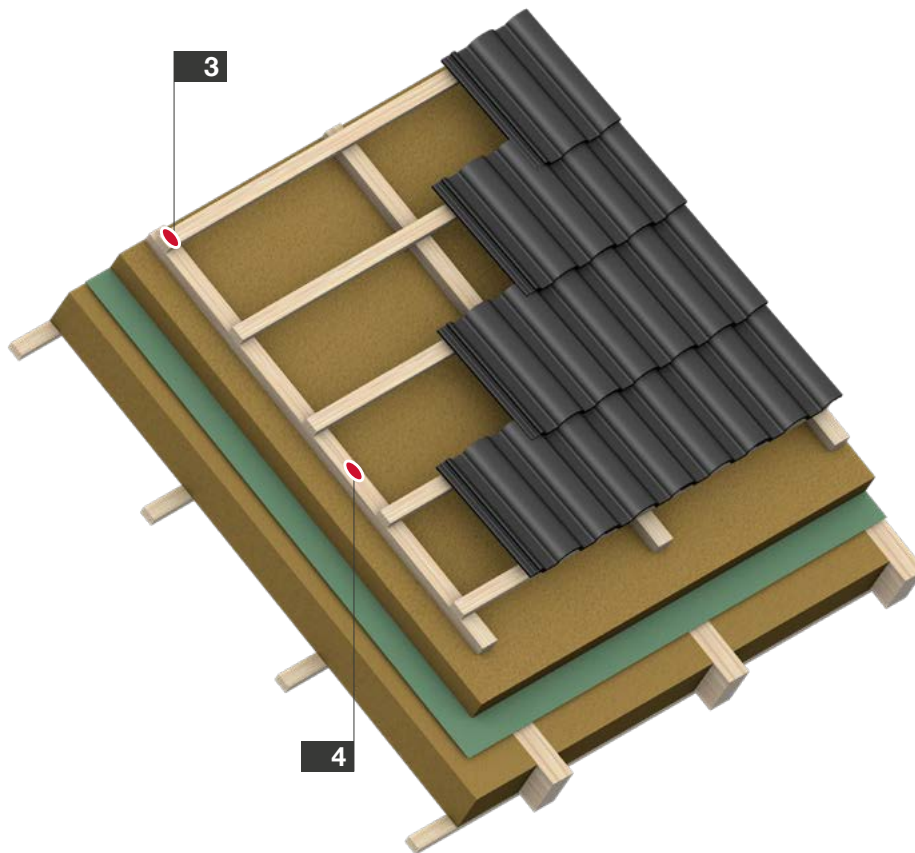
Above-rafter insulation


Description


Thermal insulation reduces heat loss and is the best way to increase energy efficiency. In this case, the above-rafter insulation lies outside the supporting structure and forms a continuous envelope without thermal bridges. It is interesting for the renovation that the insulation thickness is not dictated by the rafter height and that it does not restrict the existing interior height.

Application

- > Counter-batten
- > Above-rafter insulation
- > Load-bearing battens in areas with wind suction peaks



No.	Application	Product	Page
3	 30 mm support lath on 40 mm counter lath	Wood screw JW2-STR-4.0x70/42-V	54

No.	Application	Product	Page
4	 100 mm above-rafter insulation fastening	Wood screw JW2-ST5-8.0x220/80-V	56

T-FAST® Wood screws

T-FAST® partially threaded carbon steel screws can be used in a variety of ways to connect and fasten wood, wood-based material and sheet steel components to wood components in load-bearing and non-load-bearing areas. Their CE marking is based on ETA-18/0812 in which further information on properties and processing can be found.

All T-FAST® screws are equipped with TX drive for optimum torque transmission. This ensures simple and controlled processing without a cam-out effect. The cam-out effect describes the "wandering out" of the bit from the screw drive, for example in Z-drives. Furthermore, the typical "round turning" of the screw drive is effectively prevented with the TX drive. The drive remains intact and disassembly and reassembly of the screw remains possible. This protects the installer, material and machine.

T-FAST® screws are protected against corrosion with a coating thickness of 5 µm. In load-bearing areas, they may be used in service class 1 (heated interior). T-FAST® screws with $d > 4.0$ mm may also be used in service class 2 (roofed, non-weathered area with contact to the outside air) according to DIN EN 1995-1-1. Exceptions are structures with increased corrosion requirements such as swimming pools, livestock stables or industrial plants with increased corrosive strain.

Note on screw length

Countersunk heads (STR) are added to the screw length. For screws with surface mounted heads = wafer head (STS), the screw length is measured to below the head.

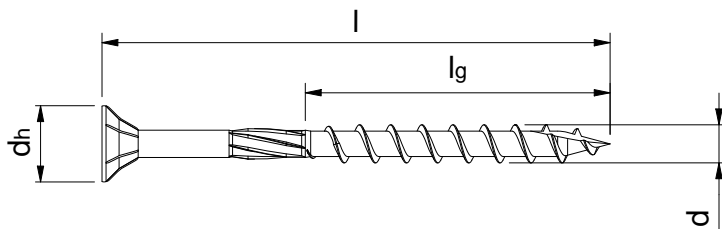


Fig. 1
STR screw (countersunk head)

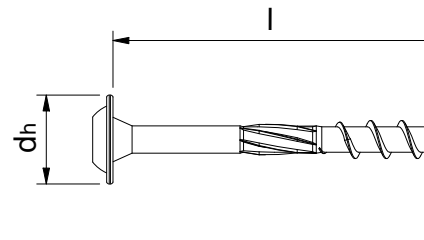


Fig. 2
STS screw (wafer head)

Notes for the reliable product selection in the T-FAST® partial thread screw range

The rule $4 \times d$ applies as a minimum specification for the installation depth into the point-side wood. However, the length of the T-FAST® Partial Thread Screws should be selected in such a way that there is no thread in the head-side component (component 1) after fixing. This allows the screw to pull the two components together.

The following notes are intended to facilitate the correct selection of a suitable screw.

Head styles

T-FAST® STR with countersunk head can be used universally and can be countersunk flush with the surface in wood and wood-based materials. Steel components are pre-sunk with a 90-degree countersink angle at least to head diameter d_h .

T-FAST® STS with wafer head are versatile in timber construction. With the larger flat mounted head, they can pull components together more forcefully during assembly compared to countersunk heads and transmit greater tensile forces when installed, allowing them to withstand greater load effects.

Screw diameter

As a rule, all T-FAST® may be fastened into all component thicknesses. However, a T-FAST® with $d = 8.0$ mm, which is to be screwed into wooden components with $t_1 < 30$ mm, would have to be predrilled. But in this case the T-FAST® with $d = 8.0$ mm would be significantly oversized compared to the wooden component.

For the selection of a reasonable screw diameter, the component thickness can be divided by the value 6.5. In the case of odd results, rounding should be done sensibly.

For a 40 mm thick wood plank, a reasonable screw diameter is 6.0 mm:

$$\begin{aligned} \text{Plank } t_1 &= 40 \text{ mm} \\ 40 \text{ mm} \div 6.5 &= 6.15 \text{ mm} \approx 6.0 \text{ mm (rounded off)} \end{aligned}$$

With very thin component thicknesses made of solid wood, rounding up should rather be used.

For a 24 mm thick board formwork, the screw diameter is 4.0 mm:

$$\begin{aligned} \text{Board formwork } t_1 &= 24 \text{ mm} \\ 24 \text{ mm} \div 6.5 &= 3.69 \text{ mm} \approx 4.0 \text{ mm (rounded up)} \end{aligned}$$

For particleboard, a minimum screw diameter of 4.0 mm should be used.

Screw length

For component thicknesses up to 50 mm, the useful screw length for T-FAST® is 2.5 times the component thickness. Example: 40 mm component thickness results in a reasonable screw length of $40 \text{ mm} \times 2.5 = 100 \text{ mm}$. For component thicknesses over 50 mm, add the corresponding thread length to the component thickness when using a T-FAST® with $d = 6.0$ mm + 70 mm, with $d = 8.0$ mm + 80 mm. For very thin components, for example for a 19 mm chipboard, a 40 mm long screw can be selected as well as a 50 mm long screw.

Application examples and product recommendations

Component 1	Dimensions component 1	Product recommendation
Wood chipboard	$t_1 = 19$ mm	T-FAST JW2-STR-4.0x40/24-V TX20
Board formwork	$t_1 = 24$ mm	T-FAST JW2-STR-4.0x60/36-V TX20
Supporting lath lying flat in horizontal orientation (with a stressed upper edge)	$h \times b = 30 \times 50$ mm	T-FAST JW2-STR-4.0x70/42-V TX20 (with 28 mm distance to the upper edge)
Counter batten horizontal (with a stressed upper edge)	$h \times b = 40 \times 60$ mm	T-FAST JW2-STR-4.5x80/48-V TX20 (with 32 mm distance to the upper edge)
Plank	$t_1 = 40$ mm	T-FAST JW2-STR-6.0x100/60-V TX30 or T-FAST JW2-STS-6.0x100/60-V TX30

T-FAST® wood screw JW2-STR



Application range

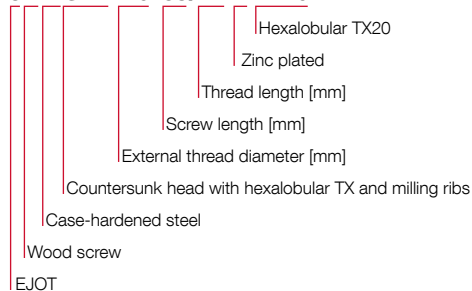
- > Fastening of non-pre-drilled or pre-drilled components made of wood, wood-based material and pre-drilled and pre-set steel components to non-pre-drilled or pre-drilled components made of solid wood, solid structural timber (KVH), glued-laminated timber (BSH), laminated veneer lumber (LVL) in non-weathered areas

Properties

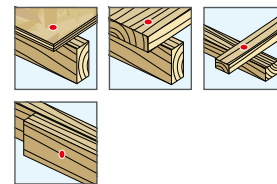
- > Carbon steel with zinc-plated surface, 5 µm plating thickness
- > Countersunk head with milling ribs on the underside makes it easier to countersink the head for surface-fixed installation
- > Partial thread with end mill at the transition to the non-threaded fastener shaft reduces the installation torque and simplifies the installation process
- > Optimised thread geometry for extremely fast processing
- > Special tip geometry ensures quick gripping and enables fast processing

Cross references	page
Bit hexalobular TX	413
Cordless screwdriver	
ASCS 6.3	393
Bit holder	420

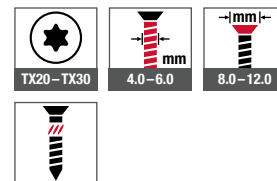
JW2-STR-4.0x35/24-V TX20



Applications



Technical specifications



Certifications



Timber Construction
Industrial Lightweight Construction
Solar
Flat Roofing
Rear-Ventilated Facades (V+V)
Anchoring Technology
Window and Glass Facade Technology
Interior Work
Mounting Elements for Attachments
Machinery, Spare Parts, Tools

Product online



Order description	d [mm]	l [mm]	l _g [mm]	d _n [mm]	Drive	PU [pieces]	Price/100 [EUR]	Article number	EAN
d 4.0									
T-FAST JW2-STR-4.0x35/24-V TX20	4.0	35	24	8.0	TX20	500		3820000001	4061245071107
T-FAST JW2-STR-4.0x40/24-V TX20	4.0	40	24	8.0	TX20	500		3820000002	4061245071367
T-FAST JW2-STR-4.0x50/30-V TX20	4.0	50	30	8.0	TX20	500		3820000003	4061245071374
T-FAST JW2-STR-4.0x60/36-V TX20	4.0	60	36	8.0	TX20	500		3820000004	4061245071381
T-FAST JW2-STR-4.0x70/42-V TX20	4.0	70	42	8.0	TX20	500		3820000005	4061245071398
d 4.5									
T-FAST JW2-STR-4.5x50/30-V TX20	4.5	50	30	9.0	TX20	500		3820000006	4061245071404
T-FAST JW2-STR-4.5x60/36-V TX20	4.5	60	36	9.0	TX20	500		3820000007	4061245071411
T-FAST JW2-STR-4.5x70/42-V TX20	4.5	70	42	9.0	TX20	500		3820000008	4061245071428
T-FAST JW2-STR-4.5x80/48-V TX20	4.5	80	48	9.0	TX20	250		3820000009	4061245071435
d 5.0									
T-FAST JW2-STR-5.0x50/30-V TX25	5.0	50	30	10.0	TX25	500		3820000010	4061245071442
T-FAST JW2-STR-5.0x60/36-V TX25	5.0	60	36	10.0	TX25	500		3820000011	4061245071459
T-FAST JW2-STR-5.0x70/42-V TX25	5.0	70	42	10.0	TX25	250		3820000012	4061245071466
T-FAST JW2-STR-5.0x80/48-V TX25	5.0	80	48	10.0	TX25	250		3820000013	4061245071473
T-FAST JW2-STR-5.0x90/54-V TX25	5.0	90	54	10.0	TX25	250		3820000014	4061245071480
T-FAST JW2-STR-5.0x100/60-V TX25	5.0	100	60	10.0	TX25	250		3820000015	4061245071497
d 6.0									
T-FAST JW2-STR-6.0x60/36-V TX30	6.0	60	36	12.0	TX30	500		3820000016	4061245071503
T-FAST JW2-STR-6.0x80/48-V TX30	6.0	80	48	12.0	TX30	250		3820000017	4061245071510
T-FAST JW2-STR-6.0x100/60-V TX30	6.0	100	60	12.0	TX30	250		3820000018	4061245071527
T-FAST JW2-STR-6.0x120/70-V TX30	6.0	120	70	12.0	TX30	250		3820000019	4061245071534
T-FAST JW2-STR-6.0x140/70-V TX30	6.0	140	70	12.0	TX30	250		3820000020	4061245071541
T-FAST JW2-STR-6.0x160/70-V TX30	6.0	160	70	12.0	TX30	100		3820000021	4061245071558
T-FAST JW2-STR-6.0x180/70-V TX30	6.0	180	70	12.0	TX30	100		3820000022	4061245071565
T-FAST JW2-STR-6.0x200/70-V TX30	6.0	200	70	12.0	TX30	100		3820000023	4061245071572
T-FAST JW2-STR-6.0x220/70-V TX30	6.0	220	70	12.0	TX30	100		3820000024	4061245071589
T-FAST JW2-STR-6.0x240/70-V TX30	6.0	240	70	12.0	TX30	100		3820000025	4061245071596
T-FAST JW2-STR-6.0x260/70-V TX30	6.0	260	70	12.0	TX30	100		3820000026	4061245071602

T-FAST® wood screw JW2-STS



Application range

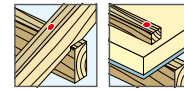
- > Fastening of non-pre-drilled or pre-drilled components made of wood, wood-based material and pre-drilled and pre-set steel components to non-pre-drilled or pre-drilled components made of solid wood, solid structural timber (KVH), glued-laminated timber (BSH), laminated veneer lumber (LVL) in non-weathered areas
- > Suitable for fastening over-rafter insulation systems
- > Ideal solution for fixing rafters onto purlins

Properties

- > Carbon steel with zinc-plated surface, 5 µm plating thickness
- > Wafer head increases the pull-through capacity
- > Partial thread with end mill at the transition to the non-threaded fastener shaft reduces the installation torque and simplifies the installation process
- > Optimised thread geometry for extremely fast processing
- > Special tip geometry ensures quick gripping and enables fast processing

Cross references	page
Bit hexalobular TX	413
Cordless screwdriver	
ASCS 6.3	393
Bit holder	420

Applications



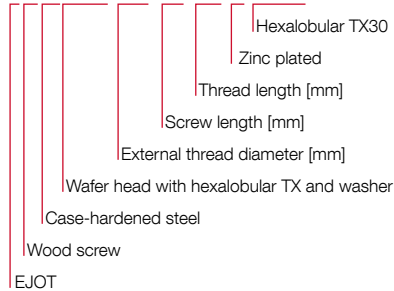
Technical specifications



Certifications



JW2-STS-6.0x80/48-V TX30



Timber Construction
 Industrial Lightweight Construction
 Solar
 Flat Roofing
 Rear-Ventilated Facades (V+V)
 Anchoring Technology
 Window and Glass Facade Technology
 Interior Work
 Mounting Elements for Attachments
 Machinery, Spare Parts, Tools

Product online



Order description	d [mm]	l [mm]	l _g [mm]	d _n [mm]	Drive	PU [pieces]	Price/100 [EUR]	Article number	EAN
d 6.0									
T-FAST JW2-ST5-6.0x80/48-V TX30	6.0	80	48	14.0	TX30	250		3820000029	4061245073941
T-FAST JW2-ST5-6.0x100/60-V TX30	6.0	100	60	14.0	TX30	250		3820000030	4061245073958
T-FAST JW2-ST5-6.0x120/70-V TX30	6.0	120	70	14.0	TX30	250		3820000031	4061245073965
T-FAST JW2-ST5-6.0x140/70-V TX30	6.0	140	70	14.0	TX30	250		3820000032	4061245073972
T-FAST JW2-ST5-6.0x160/70-V TX30	6.0	160	70	14.0	TX30	100		3820000033	4061245073989
T-FAST JW2-ST5-6.0x180/70-V TX30	6.0	180	70	14.0	TX30	100		3820000034	4061245073996
T-FAST JW2-ST5-6.0x200/70-V TX30	6.0	200	70	14.0	TX30	100		3820000035	4061245074009
T-FAST JW2-ST5-6.0x220/70-V TX30	6.0	220	70	14.0	TX30	100		3820000036	4061245074016
T-FAST JW2-ST5-6.0x240/70-V TX30	6.0	240	70	14.0	TX30	100		3820000037	4061245074023
T-FAST JW2-ST5-6.0x260/70-V TX30	6.0	260	70	14.0	TX30	100		3820000038	4061245074030
T-FAST JW2-ST5-6.0x280/70-V TX30	6.0	280	70	14.0	TX30	100		3820000039	4061245074047
T-FAST JW2-ST5-6.0x300/70-V TX30	6.0	300	70	14.0	TX30	100		3820000040	4061245074054
d 8.0									
T-FAST JW2-ST5-8.0x80/48-V TX40	8.0	80	48	21.0	TX40	100		3820000041	4061245074115
T-FAST JW2-ST5-8.0x100/60-V TX40	8.0	100	60	21.0	TX40	100		3820000042	4061245070810
T-FAST JW2-ST5-8.0x120/80-V TX40	8.0	120	80	21.0	TX40	100		3820000043	4061245071619
T-FAST JW2-ST5-8.0x140/80-V TX40	8.0	140	80	21.0	TX40	100		3820000044	4061245070858
T-FAST JW2-ST5-8.0x160/80-V TX40	8.0	160	80	21.0	TX40	50		3820000045	4061245070865
T-FAST JW2-ST5-8.0x180/80-V TX40	8.0	180	80	21.0	TX40	50		3820000046	4061245070889
T-FAST JW2-ST5-8.0x200/80-V TX40	8.0	200	80	21.0	TX40	50		3820000047	4061245070896
T-FAST JW2-ST5-8.0x220/80-V TX40	8.0	220	80	21.0	TX40	50		3820000048	4061245071008
T-FAST JW2-ST5-8.0x240/80-V TX40	8.0	240	80	21.0	TX40	50		3820000049	4061245071015
T-FAST JW2-ST5-8.0x260/80-V TX40	8.0	260	80	21.0	TX40	50		3820000050	4061245071022
T-FAST JW2-ST5-8.0x280/80-V TX40	8.0	280	80	21.0	TX40	50		3820000051	4061245071039
T-FAST JW2-ST5-8.0x300/80-V TX40	8.0	300	80	21.0	TX40	50		3820000052	4061245071046
T-FAST JW2-ST5-8.0x320/80-V TX40	8.0	320	80	21.0	TX40	50		3820000053	4061245071053
T-FAST JW2-ST5-8.0x340/80-V TX40	8.0	340	80	21.0	TX40	50		3820000054	4061245074061
T-FAST JW2-ST5-8.0x360/80-V TX40	8.0	360	80	21.0	TX40	50		3820000055	4061245074078
T-FAST JW2-ST5-8.0x380/80-V TX40	8.0	380	80	21.0	TX40	50		3820000056	4061245074085
T-FAST JW2-ST5-8.0x400/80-V TX40	8.0	400	80	21.0	TX40	50		3820000057	4061245074092



Industrial Lightweight Construction

High-quality fasteners for fixing profiled sheets and sandwich panels in the industrial lightweight construction sector

www.ejot.com/industrial-lightweight-construction

Product overview

EJOFAST® self-drilling screws

JF2 (steel)

JF2-2H-4.8xL 82

JF3 (A2 stainless steel + steel)

JF3-2H-4.8xL 96

JF3-FR-2-5.5xL 97

JF3-Plus-4.9xL 98

JF3-FR-Plus-4.9xL 99

JF3-Plus-6.8xL 100

Self-drilling screws

JT2 (steel)

JT2-2H-4.8xL EJOGUARD 83

JT2-3-4.8xL EJOGUARD 84

JT2-2H-Plus-5.5xL F12 EJOGUARD 85

JT2-6-5.5xL F12 EJOGUARD 86

JT2-6-6.3xL F12 EJOGUARD 87

JT2-12-5.5xL F12 EJOGUARD 88

JT2-18-5.5xL F12 EJOGUARD 89

JT2-FZ-6-6.3xL F12 EJOGUARD 90

JT2-FZ-12-6.3xL F12 EJOGUARD 91

JT2-ST-F-6.5xL 92

JT2-FZ-2-6.0xL EJOGUARD 93

JT2-WD-5-5.5xL EJOGUARD 94

JT3 (A2 stainless steel + steel)

JT3-2H-4.8xL 102

JT3-FR-2H-4.8xL 103

JT3-2-4.9xL 104

JT3-FR-2-4.9xL 105

JT3-2H-Plus-5.5xL 106

JT3-FR-2H-Plus-5.5xL 107

JT3-2-6.5xL 108

JT3-6-5.5xL 110

JT3-FR-6-5.5xL 112

JT3-6-6.3xL 113

JT3-12-5.5xL 114

JT3-FR-12-5.5xL 116

JT3-18-5.5xL 117

JT3-D-6H-5.5/6.3xL 118

JT3-D-12H-5.5/6.3xL 120

JT3-ST-2-6.0xL 122

JT3-X-2-6.0xL 123

JT3-WD-6-5.5xL 124

JT3-2H-40-6.0/6.0xL 125

JT3-2H-80-6.0/6.0xL 125

JT4 (A2 stainless steel)

JT4-4-4.8xL 127

JT4-6.5xL 128

JT4-FR-2-4.9xL 129

JT4-FR-4-4.8xL 130

JT4-FR-4-5.5xL 131

JT4-FZ-6.5xL 132

JT6 (A4 stainless steel + steel)

JT6-2H-Plus-5.5xL 133

JT6-6-5.5xL 134

JT6-12-5.5xL 135

Direct assembly

Powder-actuated fastener HSBR 14 136

Cartridges 137

Self-tapping Screws

JT5 (A2 stainless steel + steel)

JZ5-6.3xL 140

JZ5-8.0xL 142

JZ3 (A2 stainless steel)

JZ3-S-6.3xL 143

JA3 (A2 stainless steel)

JA3-LT-4.9xL 144

JA3-S-6.5xL 145

JB3 (A2 stainless steel)

JB3-7.2xL 146

ORKAN Storm Washers

Trapezoidal profile 149

Corrugated profile 156

ECORIV® rivets

Closed-end rivets

AL/E 4.8xL 165

Multigrip rivets

AL/E 4.0xL 166

AL/E 4.8xL 166

Folding blind rivets

ALU 5.2xL 168

Scaffolding anchors

Scaffolding anchors (A2 stainless steel)

JA3-GU-6.5xL 171

JZ5-GU-6.3xL 172

Ring bolts

GU ring bolt M14 173

Threaded sleeves

GU threaded sleeve 173

DEKTITE®

Pipe flashings

Pipe flashings

DEKTITE® Square (set) 175

DEKTITE® EZi-Seal Set 176

DEKTITE® Soaker Set 177

DEKTITE® Combo Set 178

DEKTITE® Strip Flash Set 179

Accessories

Hose clamp 180

Cable tie set 181

Tightener 181

Fastener strap 181

EJOPLAST joint sealant 182

Washers

Sealing washers (A2 stainless steel)

Sealing washer E 184

Mushroom washer 185

Shearing load washers (steel)

Shearing load washer VS 185

Sealing tapes

TP300 186

TP610 187

ISO-Zell PE Tape 188

Profile fillers

ISO profile filler strips 189

Technical abbreviations

Abbreviation	Description	Unit
DC	Drilling capacity	mm
L	Length	mm
lg	Thread length	mm
SW	Wrench size	mm

Tin tile roof

Description

Single-sheet uninsulated profile roof, purlin design. The roof cladding is fastened to wooden slats and it is weather-exposed.

Application

- > Roof overhangs
- > Sheds
- > Carports


Single-sheet profile roof


Description

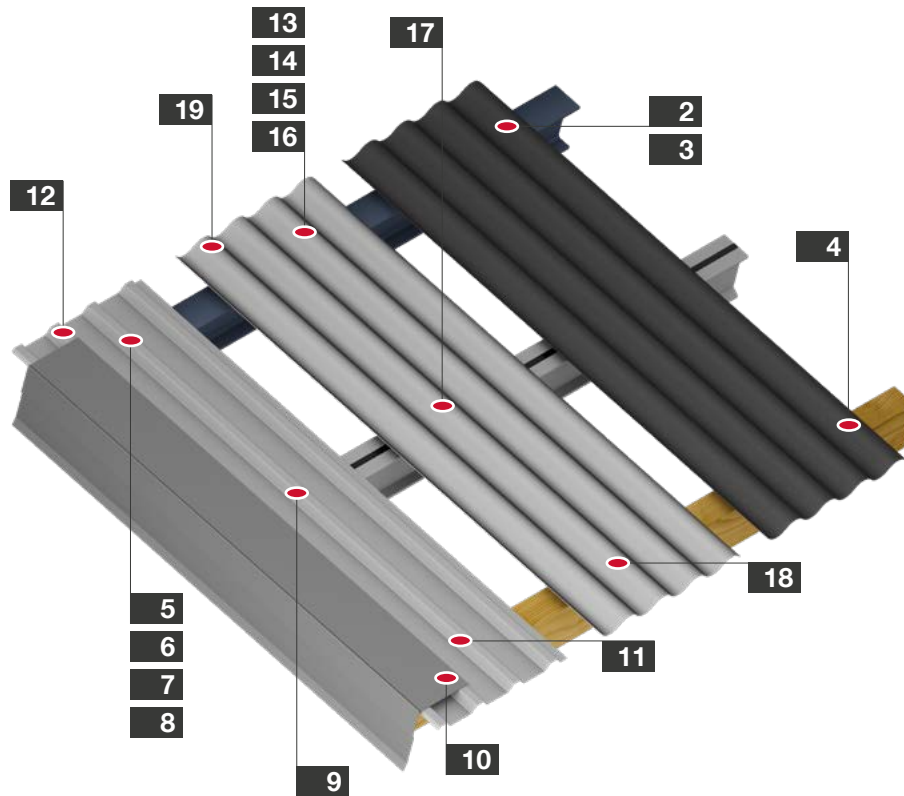
Single-sheet uninsulated profile roof, purlin design. The roof cladding is directly fastened to the purlins and it is weather-exposed.










Application










- > Roof overhangs
- > Sheds
- > Carports



No.	Application	Product	Page
1	 Roofing sheet to timber substructure	Self-drilling screw JF3-Plus-4.9x35 E14	98



No.	Application	Product	Page
2	 Fibre cement board to 1.5–5.0 mm steel purlin	Self-drilling screw JT2-FZ-6-6.3	90
3	 Fibre cement board to 4.0–12.0 mm steel purlin	Self-drilling screw JT2-FZ-12-6.3	91
4	 Fibre cement board to timber purlin min. width 65 mm	Self-drilling screw JT2-FZ-F-6.5	92
5	 Trapezoidal profile to 1.5–4.0 mm steel purlin	Self-drilling screw JT3-6-5.5xL-E16 + ORKAN storm washer	110
6	 Trapezoidal profile to 4.0–10.0 mm steel purlin	Self-drilling screw JT3-12-5.5xL-E16 + ORKAN storm washer	114
7	 Trapezoidal profile to 4.0–16.0 mm steel purlin	Self-drilling screw JT3-18-5.5xL-E16 + ORKAN storm washer	117
8	 Trapezoidal profile to steel purlin ≥ 1.5 mm	Self-tapping screw JZ5-6.3xL-E16 + ORKAN storm washer	140
9	 Trapezoidal profile to 3.0 mm insertion rail	Self-tapping screw JZ5-6.3xL-E16 + ORKAN storm washer	140
10	 Fastening flashings to trapezoidal profile 2 x 0.88 mm	Self-drilling screw JF3-2H-4.8x19-E14	96

No.	Application	Product	Page
11	 Trapezoidal profile to timber purlin min. width 60 mm	Self-drilling screw JF3-Plus -6.8xL-E16 + ORKAN storm washer	100
12	 Side lap stitching of trapezoidal profile ≤ 2 x 0.88 mm	Self-drilling screw JF3-2H-4.8x19-E14	96
13	 Corrugated profile sheet to 1.5–4.0 mm steel purlin	Self-drilling screw JT3-6-5.5xL-E16 + ORKAN storm washer	110
14	 Corrugated profile sheet to 4.0–10.0 mm steel purlin	Self-drilling screw JT3-12-5.5xL-E16 + ORKAN storm washer	114
15	 Corrugated profile sheet to 4.0–16.0 mm steel purlin	Self-drilling screw JT3-18-5.5xL-E16 + ORKAN storm washer	117
16	 Corrugated profile sheet to steel purlin ≥ 1.5 mm	Self-tapping screw JZ5-6.3xL-E16 + ORKAN storm washer	140
17	 Corrugated profile sheet to 3.0 mm insertion rail	Self-tapping screw JZ5-6.3xL-E16 + ORKAN storm washer	140
18	 Corrugated profile sheet to timber purlin min. width 60 mm	Self-drilling screw JF3-Plus -6.8xL-E16 + ORKAN storm washer	100
19	 Side lap stitching of corrugated profile sheet	Self-drilling screw JF3-2H-4.8x19-E14	96

Double-sheet profile roof

Description

On the inside, the supporting shell is first fastened to the steel or timber purlins. The exterior roof shell is kept apart through thin-walled spacer profiles. The external roof shell serves for weather protection, the internal load-bearing shell for load bearing.

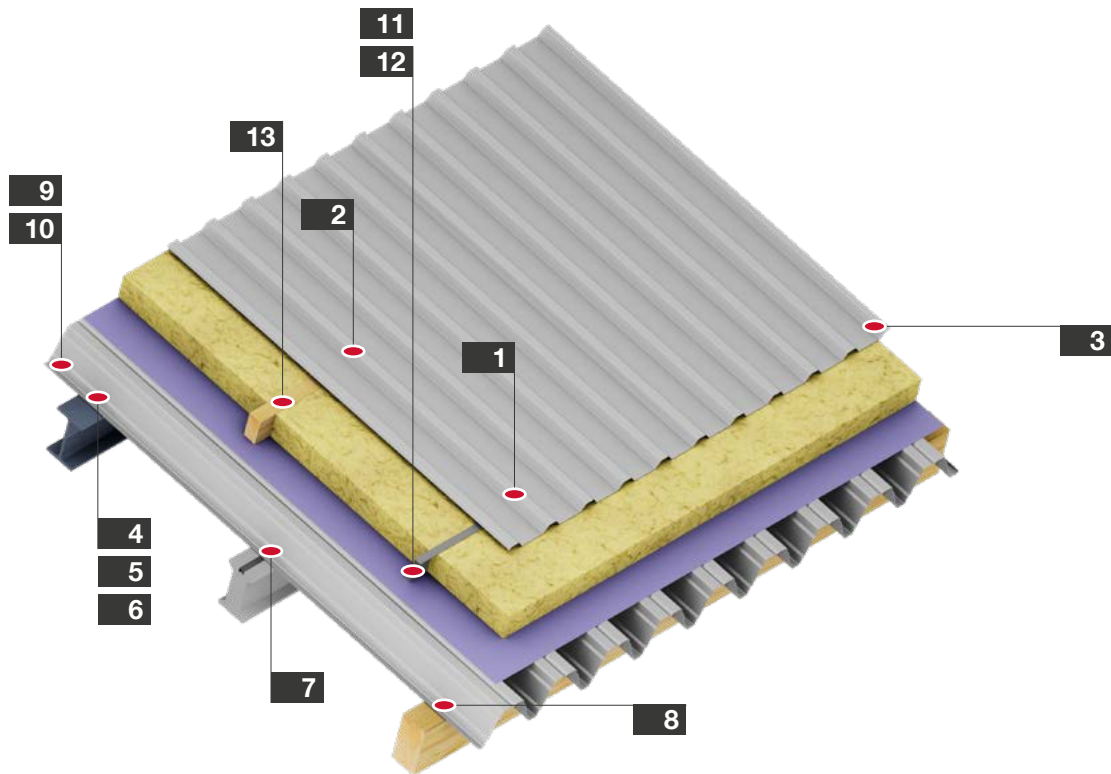
Application








> Heated buildings of all kinds and scope







Determination of the screw lengths

h = height of trapezoidal or corrugated profile, L = screw length, t_{fix} = clamp thickness

Load-bearing shell to steel substructure		Load-bearing shell to insertion rail		Load-bearing shell to timber substructure		Trapezoidal profile to steel purlin		Trapezoidal profile to timber purlin			
1.5–5.0 mm		4.0–10.0 mm		3.0 mm		min. width 60 mm		1.5 - 4.0 mm		min. width 60 mm	
JT2-6-5.5x25 F12 V16		JT2-12-5.5x35 F12 V16		JT2-6-5.5x25 F12 V16		JF3-Plus-6.8xL -E16		JT3-6-5.5xL-E16 + ORKAN storm washer		JF3-Plus -6.8xL-E16 + ORKAN storm washer	
t_{fix} [mm]	L [mm]	t_{fix} [mm]	L [mm]	t_{fix} [mm]	L [mm]	h [mm]	L [mm]	h [mm]	L [mm]	h [mm]	L [mm]
0–10	25	0–10	35	0–10	25	-	40	-	-	-	-
-	-	-	-	-	-	-	60	-	-	-	-
-	-	-	-	-	-	-	80	20–40	70	0–30	80
-	-	-	-	-	-	-	-	40–60	90	20–50	100
-	-	-	-	-	-	-	-	60–80	110	40–70	120
-	-	-	-	-	-	-	-	80–100	130	60–90	140
-	-	-	-	-	-	-	-	100–120	150	80–110	160
-	-	-	-	-	-	-	-	120–140	170	100–130	180
-	-	-	-	-	-	-	-	140–160	190	120–150	200
-	-	-	-	-	-	-	-	-	-	140–170	220
-	-	-	-	-	-	-	-	-	-	160–190	240
-	-	-	-	-	-	-	-	-	-	180–210	260
-	-	-	-	-	-	-	-	-	-	200–230	280
-	-	-	-	-	-	-	-	-	-	220–250	300



No.	Application	Product	Page
1	 Trapezoidal profile to 1.5–4.0 mm steel purlin	Self-drilling screw JT3-6-5.5xL-E16 + ORKAN storm washer	110
2	 Trapezoidal profile to timber purlin min. width 60 mm	Self-drilling screw JF3-Plus-6.8xL-E16 + ORKAN storm washer	100
3	 Side lap stitching trapezoidal profile ≤ 2 x 0.88 mm	Self-drilling screw JF3-2H-4.8x19-E14	96
4	 Load-bearing shell to 1.5–4.0 mm steel purlin	Self-drilling screw JT2-6-5.5x25 F12 V16	86
5	 Load-bearing shell to 4.0–10.0 mm steel purlin	Self-drilling screw JT2-12-5.5x40 F12 V16	88
6	 Load-bearing shell to steel purlin ≥ 6.0 mm	Powder-actuated fastener HSBR-14	136
7	 Load-bearing shell to 3.0 mm insertion rail	Self-drilling screw JT2-6-5.5x25 F12 V16	86

No.	Application	Product	Page
8	 Load-bearing shell to timber purlin min. width 60 mm	Self-drilling screw JF3-Plus-6.8xL-E16	100
9	 Side lap stitching of load-bearing shell ≤ 2 x 0.88 mm	Self-drilling screw JF2-2H-4.8x19	82
10	 Side lap stitching of load-bearing shell 2 x 1.0-2 x 1.5 mm	Self-drilling screw JT2-3-4.8x19	84
11	 Steel spacer 1.5–2.0 mm to load-bearing shell	Self-drilling screw JT2-2H-Plus-5.5x25 F12 V16	85
12	 Steel spacer profile > 1.5 mm to supporting shell	Folding blind rivet ECORIV Alu 5.2xL	168
13	 Wooden spacer to load-bearing shell	Self-drilling screw JT3-ST-2-6.0xL	122

Double-sheet roof with seam or clamping profile

Description

On the inside, the supporting shell is first fastened to the steel or timber purlins. The clips for fixing standing seam systems are fastened with self-drilling screws, either directly to the load-bearing shell or indirectly to an additional spacer. The outer shell is fixed to the clips with a folding machine.

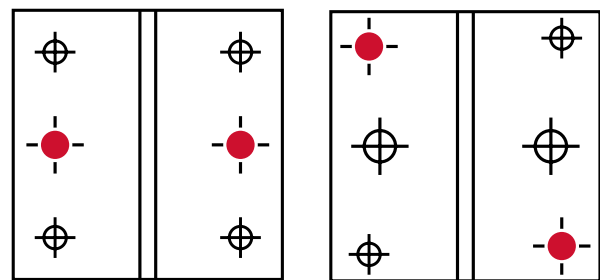
Application

- > Heated buildings of all kinds and scope
- > Arched roofs
- > Barrel roofs

Note

The JT3-X-2-6.0xL self-drilling screw is a building authorities-approved product to fasten clips to sub-structures made of steel, timber or aluminium. Every clip must be fixed with 2 screws in the order shown opposite. The special feature of the screw are the grooves under the head. They are able to considerably increase the stripping torque, which leads to an increased installation reliability. Sealing washers have to be used for set-up 1.

Position of the fastening elements



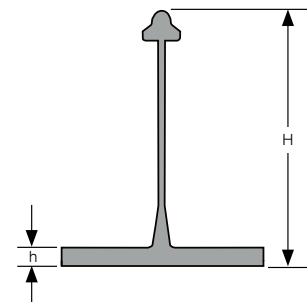
Set-up 1 (sealing washers must be used)

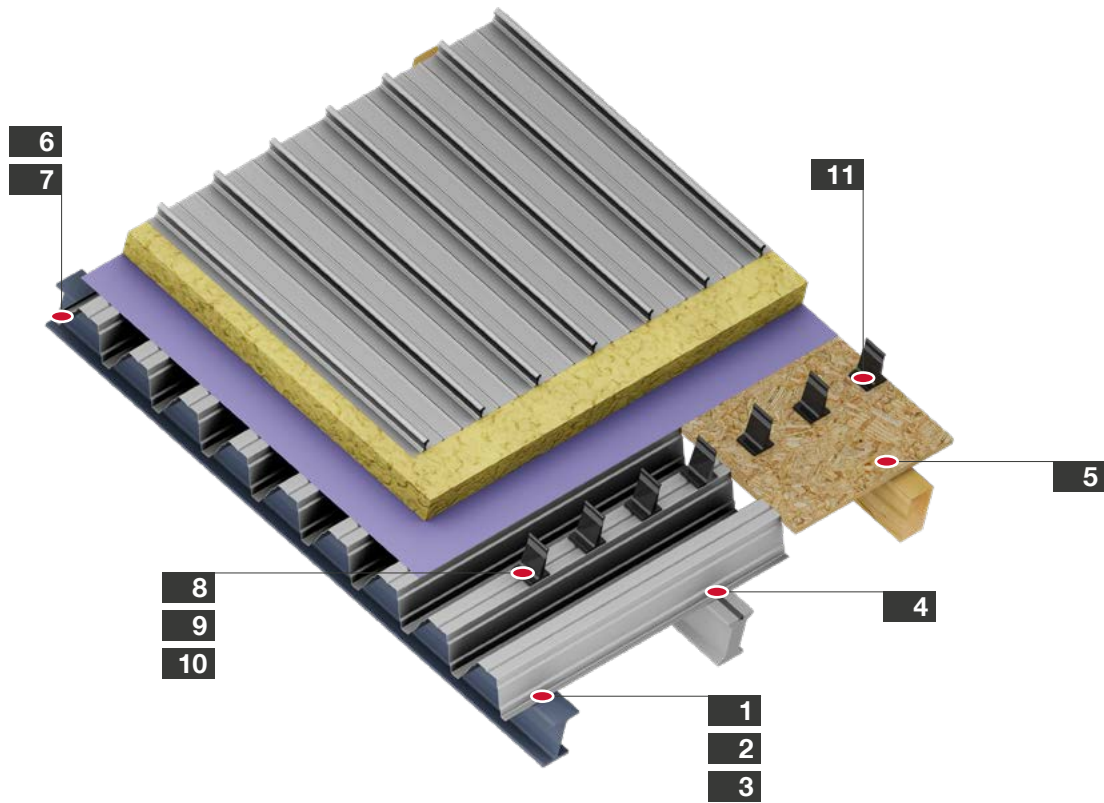
Set-up 2







Determination of the screw lengths






h = dedendum of the clip, L = screw length

Clip to steel substructure						Clip to roof boarding / OSB boards	
JF3-2-5.5xL-E16		JT3-X-2-6.0xL		JT3-6-5.5xL-E16		JT3-X-2-6.0xL	
h [mm]	L [mm]	h [mm]	L [mm]	h [mm]	L [mm]	h [mm]	L [mm]
0-10	35	0-10	25	0-5	25	0-5	36
-	-	0-20	36	0-10	30	0-15	46
-	-	0-30	46	0-15	35	-	-
-	-	-	-	20-30	50	-	-





No.	Application	Product	Page
1	 Load-bearing shell to 1.5–4.0 mm steel purlin	Self-drilling screw JT2-6-5.5x25 F12 V16	86
2	 Load-bearing shell to 4.0–10.0 mm steel purlin	Self-drilling screw JT2-12-5.5x40 F12 V16	88
3	 Load-bearing shell to steel purlin ≥ 6.0 mm	Powder-actuated fastener HSBR-14	136
4	 Load-bearing shell to 3.0 mm insertion rail	Self-drilling screw JT2-6-5.5x25 F12 V16	86
5	 Roof boarding/OSB to timber purlin min. width 65 mm	Wood screw JW2-STR-6.0xL	54
6	 Side lap stitching of load-bearing shell $\leq 2 \times 0.88$ mm	Self-drilling screw JF2-2H-4.8x19	82

No.	Application	Product	Page
7	 Side lap stitching of load-bearing shell $2 \times 1.0 - 2 \times 1.5$ mm	Self-drilling screw JT2-3-4.8x19	84
8	 Clip to spacer ≤ 1.5 mm	Self-drilling screw JT3-X-2-6.0xL	123
9	 Clip to milled system rail ≤ 1.5 mm	Self-drilling screw JT3-X-2-6.0xL	123
10	 Clip to trapezoidal profile $\leq 2 \times 1.0$ mm	Self-drilling screw JF3-2-5.5xL-E16	194
11	 Clip to roof boarding / OSB	Self-drilling screw JT3-X-2-6.0xL	123

Sandwich panel roof

Description

Sandwich panels are composite elements. They consist of two metallic layers that are usually connected with polyurethane foam or mineral wool so they are shear-resistant. Sandwich panels are fastened directly to the substructure. The following element is pushed to the assembled element from the side and then fastened.

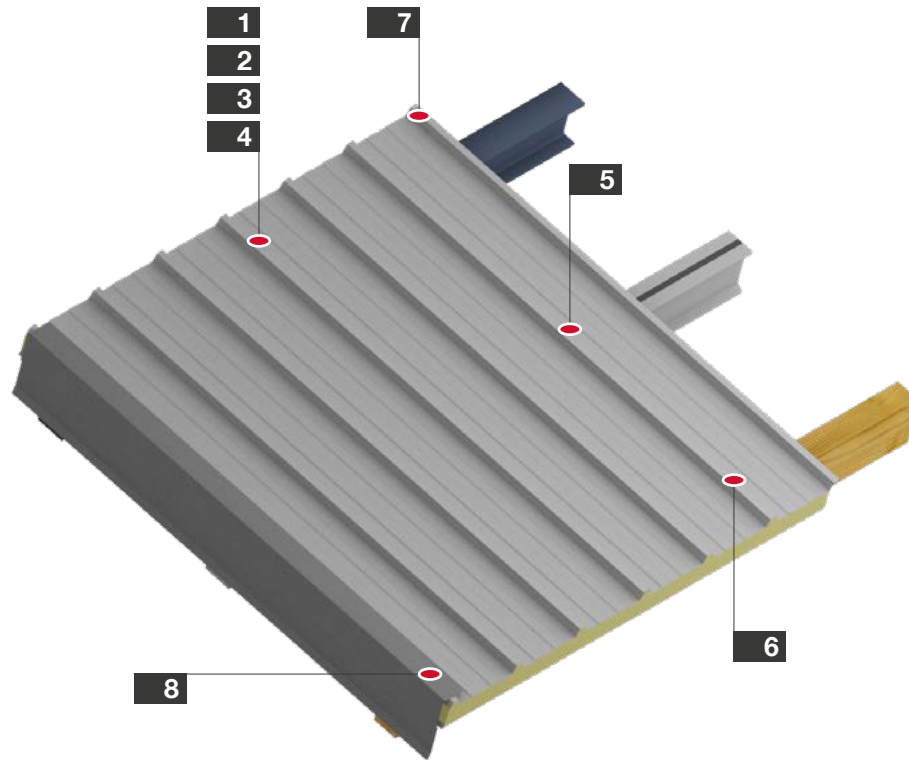
Application





> Heated buildings of all kind and scope





Determination of the screw lengths

h = height sandwich panel or corrugated profile, L = screw length

Sandwich panel to steel substructure						Sandwich panel to insertion rail		Sandwich panel to timber substructure			
≥ 1.5 mm		1.5–4.0 mm		4.0–10.0 mm		4.0–16.0 mm		3.0 mm		min. width 60 mm	
JZ5-6.3xL-E16 + ORKAN storm washer		JT3-6-5.5xL-E16 + ORKAN storm washer		JT3-12-5.5xL-E16 + ORKAN storm washer		JT3-18-5.5xL-E16 + ORKAN storm washer		JZ5-6.3xL-E16 + ORKAN storm washer		JF3-Plus-6.8xL-E16 + ORKAN storm washer	
h [mm]	L [mm]	h [mm]	L [mm]	h [mm]	L [mm]	h [mm]	L [mm]	h [mm]	L [mm]	h [mm]	L [mm]
40	53	-	-	-	-	-	-	27–37	53	-	65
40	63	-	-	-	-	-	-	37–47	63	-	80
40–55	83	20–40	70	20–40	78	-	-	57–67	83	20–45	100
40–70	93	40–60	90	40–60	98	40–60	115	67–77	93	40–65	120
40–80	103	60–80	110	60–80	118	80–100	155	77–87	103	60–85	140
50–95	113	80–100	130	80–100	138	120–140	195	87–97	113	80–105	160
60–105	123	100–120	150	100–120	158	160–180	235	97–107	123	100–125	180
70–115	133	120–140	170	120–140	178	200–220	275	107–117	133	120–145	200
80–125	143	140–160	190	140–160	198	-	-	117–127	143	140–165	220
90–135	153	-	-	-	-	-	-	127–137	153	160–185	240
100–145	163	-	-	-	-	-	-	137–147	163	180–205	260
120–165	183	-	-	-	-	-	-	157–167	183	200–225	280
140–185	203	-	-	-	-	-	-	177–187	203	220–245	300
160–205	223	-	-	-	-	-	-	-	-	-	-
180–225	243	-	-	-	-	-	-	-	-	-	-
200–245	263	-	-	-	-	-	-	-	-	-	-



No.	Application	Product	Page
1	 Sandwich panel to 1.5–4.0 mm steel purlin	Self-drilling screw JT3-6-5.5xL-E16 + ORKAN storm washer	110
2	 Sandwich panel to 4.0–10.0 mm steel purlin	Self-drilling screw JT3-12-5.5xL-E16 + ORKAN storm washer	114
3	 Sandwich panel to 4.0–16.0 mm steel purlin	Self-drilling screw JT3-18-5.5xL-E16 + ORKAN storm washer	117
4	 Sandwich panel to steel purlin ≥ 1.5 mm	Self-tapping screw JZ5-6.3xL-E16 + ORKAN storm washer	140

No.	Application	Product	Page
5	 Sandwich panel to insertion rail 3.0 mm	Self-tapping screw JZ5-6.3xL-E16 + ORKAN storm washer	140
6	 Sandwich panel to timber purlin min. width 60 mm	Self-drilling screw JF3-Plus-6.8xL + ORKAN storm washer	100
7	 Side lap stitching of sandwich panel	Self-drilling screw JF3-2H-4.8x19-E14	96
8	 Fastening flashing to sandwich panel	Self-drilling screw JF3-2H-4.8x19-E14	96

Profiled wall with cassette structure

Description

The cassette is directly fastened to steel supports. The outer sheet is fastened to the cassette bars and does not only serve as weather protection but also as bracing for the cassettes. The cassette system walls serve as noise and fire protection.

Application

- > Heated buildings
- > Buildings with high noise level
- > Buildings with increased demands on fire protection
- > Buildings with process heat

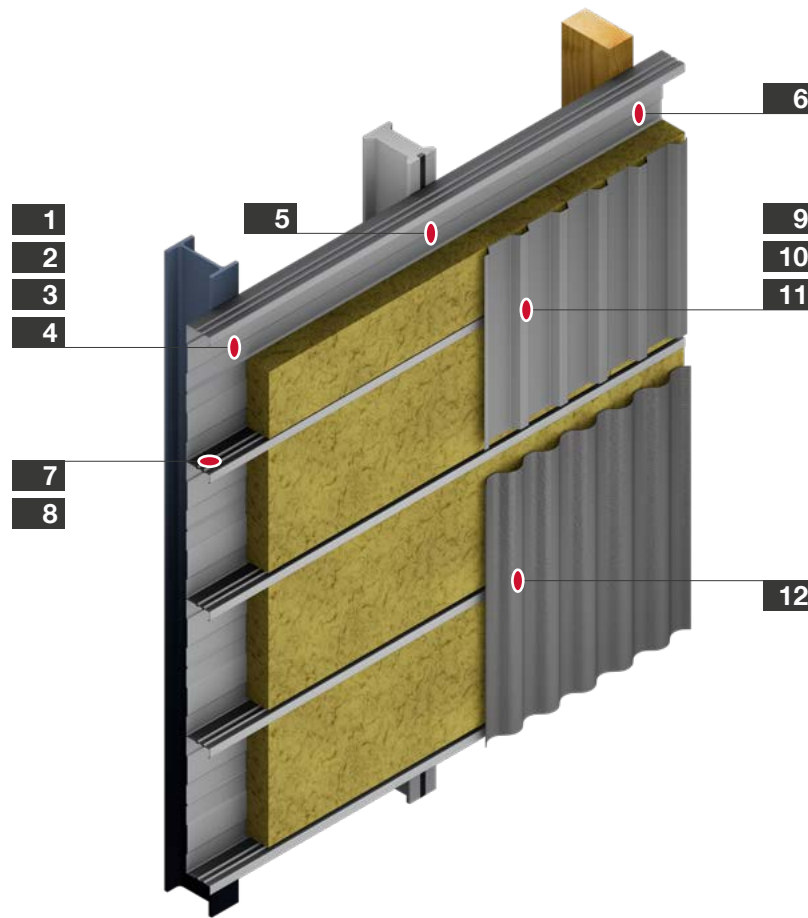
Note







The fastening elements may be mounted at a maximum distance of 75 mm from the cassette bars. The fastener in the middle of the cassette does not serve for load transmission, but is merely of a structural character.







The closer the longitudinal seam screws are positioned to the valley, the more effectively condensation problems can be prevented in advance.

The corrugation bridges are not a positioning aid for the side lap stitching of cassettes.

The approval of the fasteners for cassette wall structures includes a connection in which component II consists of two overlapping profiled sheets. This leads to an improved load-bearing capacity.



No.	Application	Product	Page
1	 Cassette to 1.5–4.0 mm steel purlin	Self-drilling screw JT2-6-5.5x25 F12 V16	86
2	 Cassette to 4.0–10.0 mm steel purlin	Self-drilling screw JT2-12-5.5x40 F12 V16	88
3	 Cassette to 4.0–16.0 mm steel purlin	Self-drilling screw JT2-18-5.5x40 F12 V16	89
4	 Cassette to steel purlin ≥ 6.0 mm	Powder-actuated fastener HSBR-14	136
5	 Cassette to 3.0 mm insertion rail	Self-drilling screw JT2-6-5.5x25 F12 V16	86
6	 Cassette to timber purlin min. width 60 mm	Self-drilling screw JF3-Plus-6.8xL-E16	100

No.	Application	Product	Page
7	 Cassette side lap stitching $\leq 2 \times 0.88$ mm	Self-drilling screw JF2-2H-4.8x19	82
8	 Cassette side lap stitching 2×1.0 – 2×1.5 mm	Self-drilling screw JT2-3-4.8x19	84
9	 Trapezoidal profile to 2×0.63 – 2×1.25 mm cassette	Self-drilling screw JT3-2H-Plus-5.5xL-E16	106
10	 Trapezoidal and top-hat profile on 40 mm insulated cassette	Self-drilling screw JT3-2H-40-6.0/6.0x64-E16	125
11	 Trapezoidal and top-hat profile on 80 mm insulated cassette	Self-drilling screw JT3-2H-80-6.0/6.0x64-E16	125
12	 Corrugated profile sheet to 2×0.63 – 2×1.25 mm cassette	Self-drilling screw JT3-FR-2H-Plus-5.5xL-E11	107

Wall with sandwich panels

Description

Sandwich panels are composite elements. They consist of two metallic layers that are usually connected with polyurethane foam or mineral wool so they are shear-resistant. The ratio of weight to load-bearing capacity is unbeatable. Sandwich panels are fastened directly to the substructure. The following element is pushed to the assembled element from the side and then fastened.

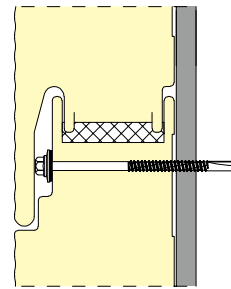


Fig. 1
Not visible sandwich panel installation

In the case of non-visible fastening, the proof of usability (approval) of the sandwich elements must be taken into account when selecting the screws.

Application

> Heated buildings of all sizes and scope

Note

When using screws with high thread (JT3-D) indentations at the fixing points of sandwich panels can be reduced. With a deep control oriented fastening, dent formation can be reduced.

| see page 393, Cordless screwdriver ASCS 6.3 Select

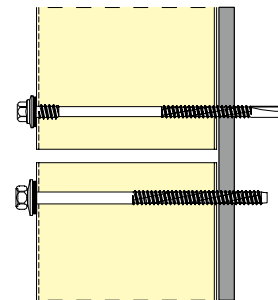
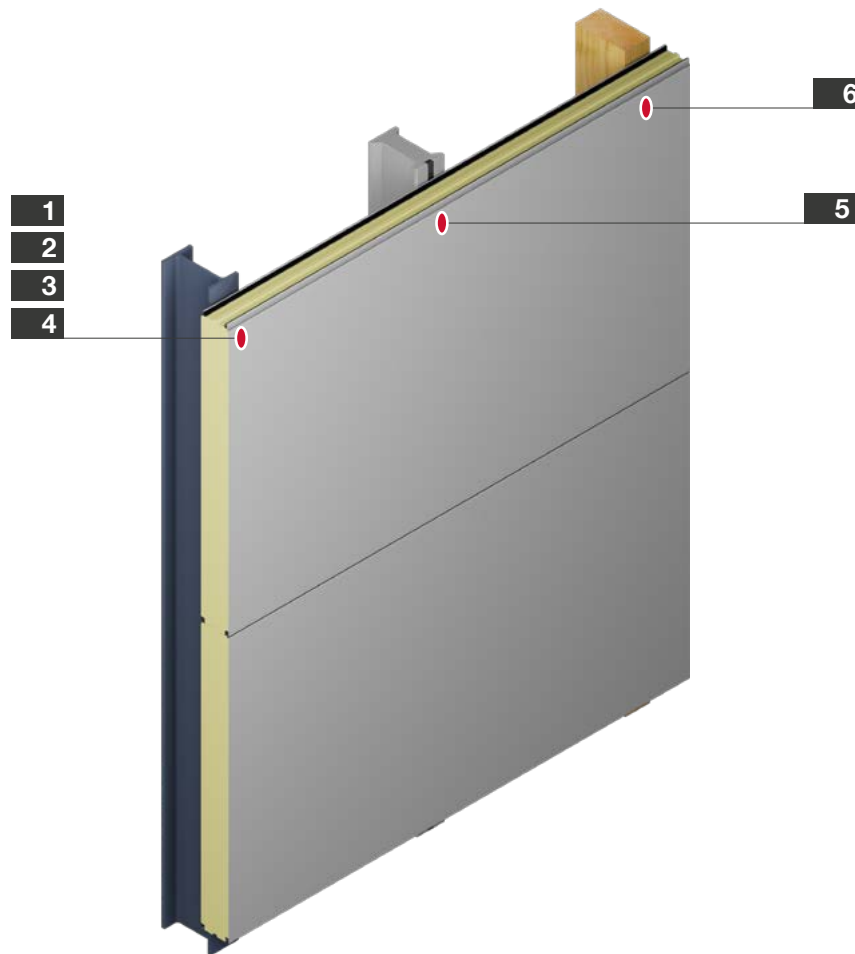





Fig. 2
Visible sandwich panel installation




Determination of the screw lengths

h = height sandwich panel, L = screw length

Sandwich panel to steel substructure								Sandwich panels to insertion rail		Sandwich panel to timber substructure	
≥ 1.5 mm		1.5–4.0 mm		4.0–10.0 mm		4.0–16.0 mm		3.0 mm		min. width 60 mm	
JZ5-6.3xL-E19		JT3-D-6H-5.5/6.3xL-E19		JT3-D-12H-5.5/6.3xL-E19		JT3-18-5.5xL-E19		JZ5-6.3xL-E19		JF3-Plus-6.8xL-E19	
h [mm]	L [mm]	h [mm]	L [mm]	h [mm]	L [mm]	h [mm]	L [mm]	h [mm]	L [mm]	h [mm]	L [mm]
0–30	50	–	–	40–42	75	–	–	25–33	50	–	–
3–44	64	35–40	67	50–62	95	–	–	39–47	64	20–45	100
19–60	80	42–60	87	60–82	115	40–60	115	55–63	80	40–65	120
29–70	90	52–80	107	75–102	135	80–100	155	65–73	90	60–85	140
39–80	100	72–100	127	95–122	155	120–140	195	75–83	100	80–105	160
54–95	115	92–120	147	115–142	175	160–180	235	90–98	115	100–125	180
64–105	125	112–140	167	135–162	195	200–220	275	100–108	125	120–145	200
74–115	135	140–170	197	145–182	215	–	–	110–118	135	140–165	220
89–130	150	170–210	237	175–212	245	–	–	125–133	150	160–185	240
114–155	175	200–240	267	205–242	275	–	–	150–158	175	180–225	280
139–180	200	–	–	235–272	300	–	–	175–183	200	220–245	300



No.	Application	Product	Page
1	 Sandwich panel to 1.5–4.0 mm steel purlin	Self-drilling screw JT3-D-6H-5.5/6.3xL-E19	118
2	 Sandwich panel to 3.0–12.0 mm steel purlin	Self-drilling screw JT3-D-12H-5.5/6.3xL-E19	120
3	 Sandwich panel to 4.0–16.0 mm steel purlin	Self-drilling screw JT3-18-5.5xL-E19	117

No.	Application	Product	Page
4	 Sandwich panel to steel purlin ≥ 1.5 mm	Self-tapping screw JZ5-6.3xL-E19	140
5	 Sandwich panel to insertion rail 3.0 mm	Self-tapping screw JZ5-6.3xL-E19	140
6	 Sandwich panel to timber purlin min. width 60 mm	Self-drilling screw JF3-Plus-6.8xL-E19	100

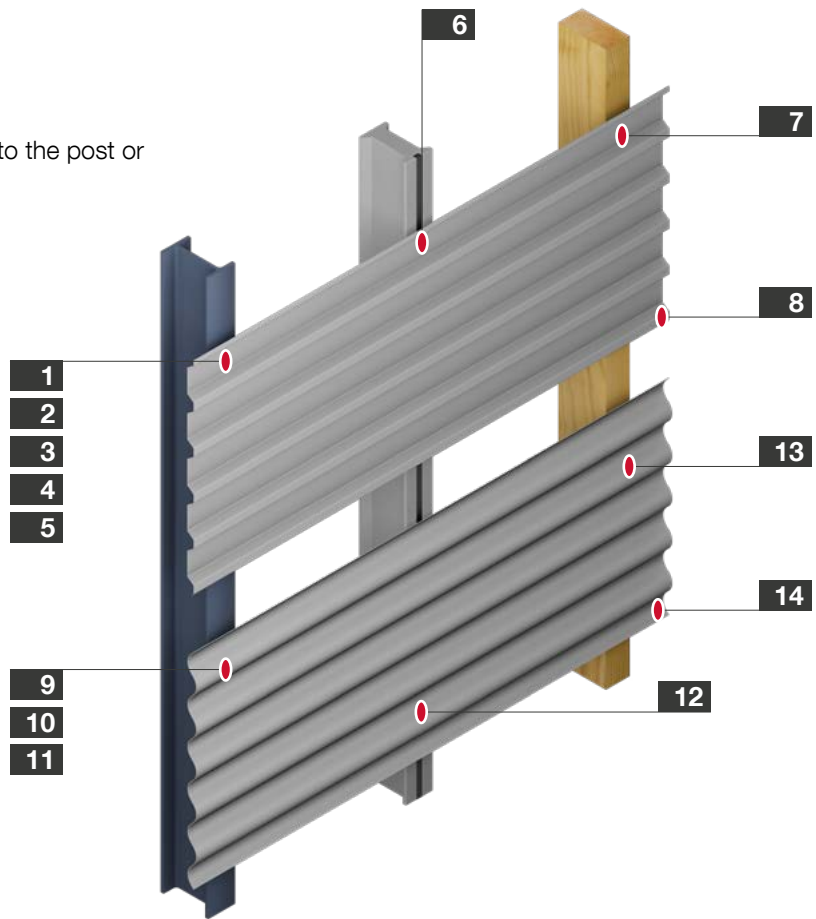
Single-sheet profiled wall















Description


The profiled sheet is directly fastened to the post or rail and it is weather-exposed.

Application

- > Simple sheds
- > Carports
- > Bicycle sheds



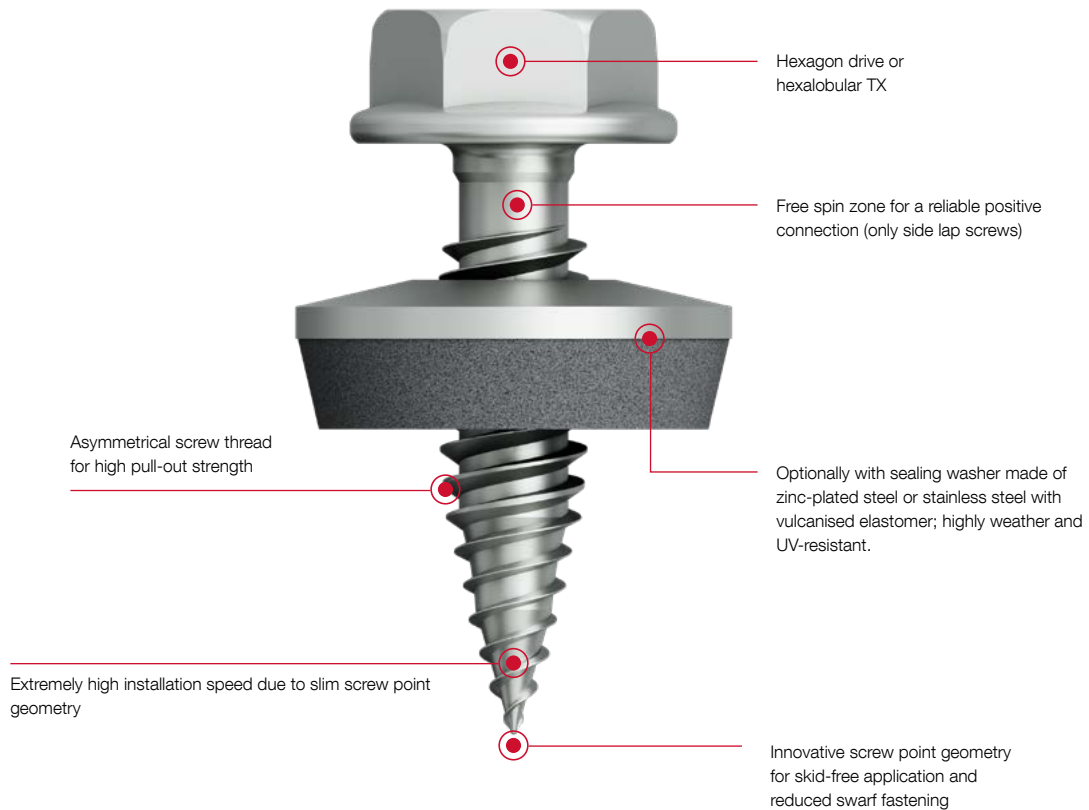
No.	Application	Product	Page	No.	Application	Product	Page
1	 Trapezoidal profile to 1.5–4.0 mm steel purlin	Self-drilling screw JT3-6-5.5xL-E16	110	8	 Side lap stitching of trapezoidal profile $\leq 2 \times 0.88$ mm	Self-drilling screw JF3-2H-4.8x19-E14	96
2	 Trapezoidal profile to 1.5–4.0 mm steel purlin	Self-drilling screw JT3-6-5.5xL-E16	110	9	 Corrugated aluminium profile sheet to 1.5–4.0 mm steel purlin	Self-drilling screw JT3-FR-6-5.5xL-E11	112
3	 Trapezoidal profile to 4.0–10.0 mm steel purlin	Self-drilling screw JT3-12-5.5xL-E16	114	10	 Corrugated aluminium profile sheet to 1.5–4.0 mm steel purlin	Self-drilling screw JT3-FR-6-5.5xL-E11	112
4	 Trapezoidal profile to 4.0–16.0 mm steel purlin	Self-drilling screw JT3-18-5.5xL-E16	117	11	 Corrugated aluminium profile sheet to 4.0–10.0 mm steel purlin	Self-drilling screw JT3-FR-12-5.5xL-E11	116
5	 Trapezoidal profile to steel purlin ≥ 1.5 mm	Self-tapping screw JZ5-6.3xL-E16	140	12	 Corrugated aluminium profile sheet to 3.0 mm insertion rail	Self-drilling screw JT3-FR-6-5.5x25-E11	112
6	 Trapezoidal profile to 3.0 mm insertion rail	Self-drilling screw JT3-6-5.5x25-E16	110	13	 Corrugated aluminium profile sheet to timber purlin min. width 40 mm	Self-drilling screw JF3-FR-Plus-4.9x35-E11	99
7	 Trapezoidal profile to timber purlin min. width 60 mm	Self-drilling screw JF3-Plus-6.8xL-E16	100	14	 Side lap stitching of corrugated aluminium profile sheet $\leq 2 \times 0.88$ mm	Self-drilling screw JT3-FR-2H-4.8-E11	103









EJOFAST® self-drilling screws

Clever & Clean. Our strongest, cleanest and safest self-drilling screw.

The new EJOFAST® Plus self-drilling screws, with their concave and particularly slender tip, enable significantly safer placement on the surface and a high screwing speed. Displacement or slipping is almost impossible. At the same time, the load-bearing capacity values were improved once again. The slim, single-fluted drill tip products no sharp-edged chips that get stuck in the material and require time-consuming removal.



Product overview EJOFAST® self-drilling screws

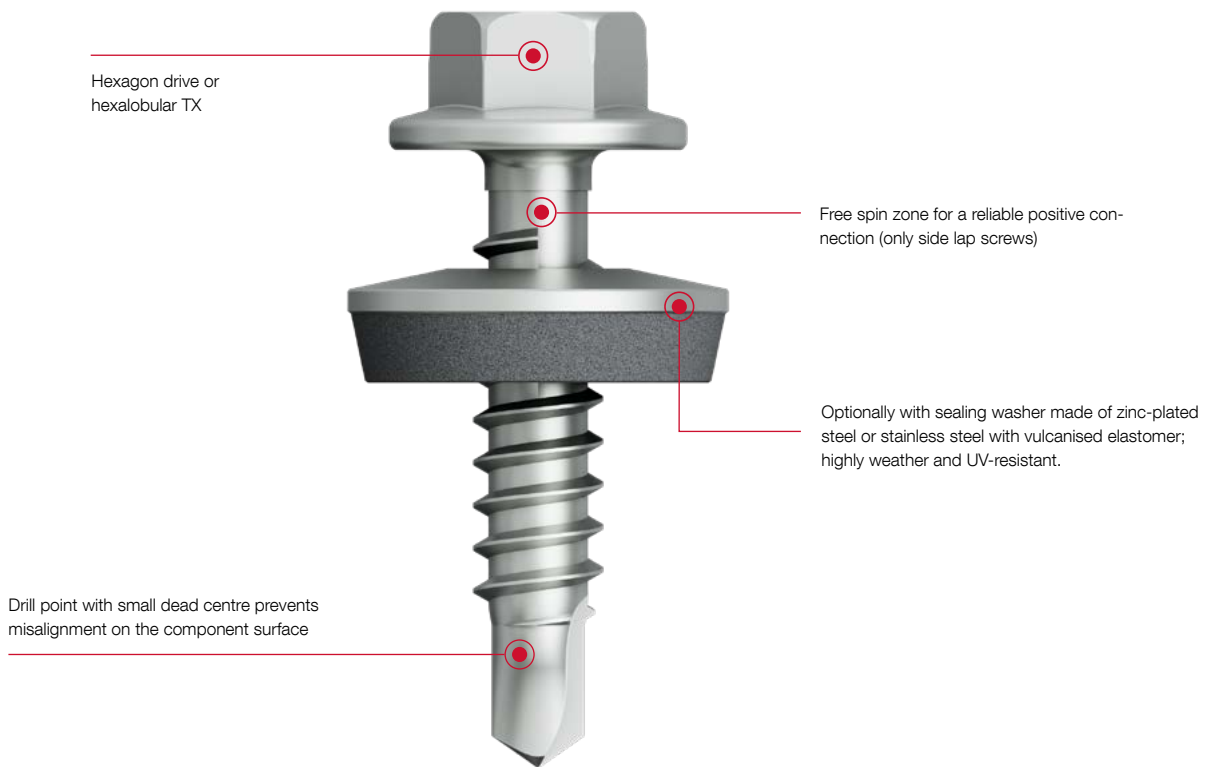
	JF2-2-4.2	JF2-2H-4.8	JF3-2H-4.8	JF3-2-5.5	JF3-Plus-4.9	JF3-Plus-6.8
Self-drilling screws with innovative point geometry						
Material	Steel Case-hardened steel, protected against corrosion	Steel case-hardened, zinc-plated	A2 stainless steel with hardened steel drill point			
For components made of	Steel		Steel or aluminium		Steel or aluminium on timber	
Max. drilling capacity steel [mm]	0.75 + 0.75	0.88 + 0.88		1.0 + 1.0	0.88	

Timber Construction
Industrial Lightweight Construction
Solar
Flat Roofing
Rear-Ventilated Facades (VHF)
Anchoring Technology
Window and Glass Facade Technology
Interior Work
Mounting Elements for Attachments
Machinery, Spare Parts, Tools






Self-drilling screws

The classic drill point with cutting bit.

The self-drilling EJOT screws feature a classic cutting bit. They drill a hole, form the female thread and fasten components in just one work step. The self-drilling screws are completed by an optional pre-assembled sealing washer.



Product overview self-drilling screws

	JT2	JT3	JT6	JT4	JT9
Self-drilling screws with classic drill point					
Material	Steel case-hardened, zinc-plated	A2 stainless steel with hardened steel drill point	A4 stainless steel with hardened steel drill point	A2 stainless steel	A4 stainless steel
For components made of	Steel	Steel or aluminium		Aluminium	
Max. drilling capacity [mm]	18.0			6.0	

Self-drilling screw selection

Drilling capacity and required clamp thickness have to be specified

Determination of the screw length of self-drilling screws

The clamp thickness t_{fix} is the area of a self-drilling screw which can be used to connect two components. The components are clamped in this area (absorption and transfer of forces and loads in accordance with the respective technical approvals and assessments).

Important: The clamping thickness does not equal the threaded part of a screw minus the length of the drill point!

Therefore:

- > The first thread turns of a self-drilling screw are **not** suitable for clamping.
- > With bi-met screws (JF3/JF6, JT3/JT6) the drill point and the first thread turns are made of one hardened steel part. This part is used exclusively for the assembly process of the screw and must **not** be used for clamping.
- > The clamping thicknesses of the self-drilling screws can be found in the tables on the product-specific pages.
- > Cutting off the drill points is not permitted!

The required clamping thickness of a self-drilling screw is calculated from the material thickness of the components to be clamped (Fig. 1). For this, the thicknesses of components I and II, any intermediate layer and additional elements (including sealing washers, storm washers and load distributors) must be added together. It should be noted that the sealing washer thickness for screws with a pre-assembled sealing washer is already taken into account when specifying the clamping thickness.

The component thicknesses from the respective technical approvals and assessments must be observed!

If you have any questions about the selection of the suitable screw length for your application, please contact our application technology department.

Drilling capacity

The drilling capacity refers to the drill point of a screw. The value is calculated from the thickness of the components to be drilled. A drilling capacity of 6 mm, for instance, means that the drill point can penetrate components with a maximum thickness of 6 mm.

The following formulas can be used to determine the required drilling capacity:

Drilling capacity for direct bearing surface (e.g. trapezoidal profile to steel substructure):

$$t = \text{component } t_I + \text{component } t_{II}$$

(Fig. 2)

Drilling capacity for sandwich panel:

$$t = \text{component } t_{II}$$

(Fig. 3)

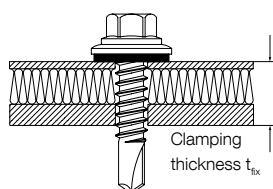


Fig. 1

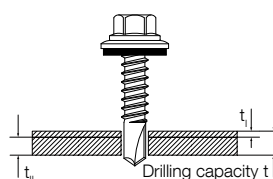


Fig. 2

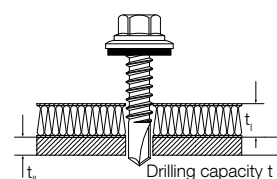
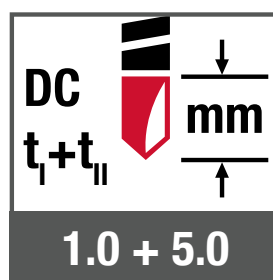
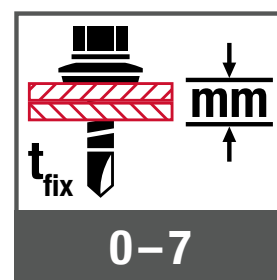


Fig. 3



Icon for specifying the drilling capacity of a self-drilling screw



Icon for specifying the clamping thickness of a self-drilling screw

Self-drilling screws with free spin zone

Permanently reliable connection of profiled panels

According to the current IFBS assembly guidelines, screws with a so-called free spin zone should be used for side lap stitching of metal profile panels or for attaching flashings.

The free spin zone is a non-threaded area underneath the screw head. This minimises the risk of possible stripping of the sheets, which would result in a loss of load-carrying capacity. In addition, it offers turning-back protection, which prevents unintentional loosening of the screw and thus a loss of tightness of the roof.

Example side lap stitching: Both profiled panels are drilled one after the other and pulled towards the screw head. During this process, the sheets "lock"; this means a gap is created between component I and component II. If screws without free spin zone are used, the first sheet may be stripped when trying to pull the two sheets together. It is also possible to strip the second sheet if the screw is rotated further; this would considerably reduce the load-carrying capacity of the connection. If screws with a free spin zone are used instead, both sheets will be positioned neatly under the screw head after assembly.

Maximum protection due to special shape of the free spin zone

On industrial roofs, the profiled panels of the cover shell are exposed to particularly strong weather influences. Due to the interplay of heat and cold, the sheets experience a strong linear expansion. This can lead to loosening of the side lap stitching if the screws are forced out of the sheets over time. The consequence: possible damage due to the side laps opening up and moisture penetration. Therefore, EJOT recommends to use screws with a special shape of the free spin zone, such as the side lap screw EJOFAST® JF3-2H-4.8.

Important: This is a geometric change in the fastener shank diameter, in which the shank is smaller than or equal to the thread core diameter. This special shape of the free spin zone prevents unintended turning back of the screw.

Short-term "tacking" or permanent connection?

What to do when screws are only used for so-called "tacking" and then have to be loosened again? If profiled panels are only to be connected for a short time in order to be able to align them better on the roof, the safety-relevant advantages of a self-drilling screw with free spin zone are not necessary. In this case, screws without free spin zone can be used, such as the EJOFAST® JF3-2-5.5.



Screw EJOFAST® JF3-2H-4.8 with geometrically modified free spin zone according to IFBS assembly guidelines.



Screw with simple non-threaded part.



Screw EJOFAST® JF3-2-5.5 without free spin zone.

Corrosion protection

For the correct selection of mechanical fasteners, it is essential to consider the exposure to corrosion when installed. This is adversely affected, amongst other things, by air pollutants such as sulfur dioxide or salty atmospheres in coastal areas.

But even factors such as humidity can lead to corrosion on screws and fasteners with insufficient surface coating or wrong choice of materials and thus permanently damage the connection.

Corrosivity categories

In order to determine the existing exposure to corrosion, the DIN EN ISO 12944-2 classifies the atmospheric environmental conditions into the adjacent six corrosivity categories.

Category	Explanation	Example
C1	insignificant	Heated indoor areas
C2	low	Rural areas, unheated buildings
C3	moderate	Urban and industrial areas
C4	High	Industrial and coastal areas
C5I	very high (industry)	Industrial areas with increased pollution
C5M	very high (sea)	Coastal and offshore areas

For environmental conditions $\geq C2$, the European Technical Assessments ETA-10/0200 and ETA-13/0177 demand the usage of fastening elements made of stainless steel. For mechanical fastening, further suitable measures to avoid galvanic corrosion between the individual components and between the components and the fastening element have to be taken.

Stainless steel

The expression stainless steel comprises steel alloys with a considerably improved corrosion resistance compared to non-alloy steels. A minimum of 10.5 % chromium content by mass is typical for these stainless steels.


According to the DIN EN ISO 3506, mechanical fasteners can be produced from grade A2 or A4 stainless steels.

Whereas A2 stainless steel fasteners are suitable for minimal and moderate exposures to corrosion, grade A4 stainless steels are required in areas with high exposure to corrosion. For applications with a very high exposure to corrosion, EJOT recommends the usage of fastening elements made of the material 1.4529 (High Corrosion Resistant – HRC). According to the German general building authorities approval Z-30.3-6, this material is assigned to the highest corrosion resistance category V.




Micrographs

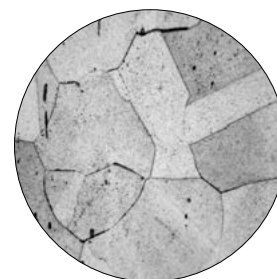
500 times magnification



A2 stainless steel
1,4301



A4 stainless steel
1,4401




Stainless steel HCR
1,4529

Zinc-plated

Zinc-plated steel screws are used in environments with insignificant exposures to corrosion such as indoor areas of heated buildings. The galvanisation only slightly increases the corrosion resistance of the fasteners. Concerning JT3 bi-met self-drilling screws, the galvanic zinc plating shall protect the drill point from corrosion during transport and storage. Furthermore, galvanic zinc layers serve as a functional layer to improve the installation parameters of self-drilling and self-tapping screws.


EJOGUARD

Thanks to the combination of specifically concerted coatings, the EJOGUARD surface offers excellent corrosion properties. With a salt spray test resistance of one thousand hours according to DIN EN ISO 9227 and 15 Kesternich cycles according to DIN 50018, the application range of steel screws is significantly expanded, depending on national regulations. In Germany, self-drilling screws with EJOGUARD coating can only be used in environments with insignificant corrosion exposure, such as indoors.



Multiple protection EJOGUARD:

- 1** Carbon steel
- 2** Zinc coating
- 3** Organic coating
- 4** Additional sealant



Advice for screw installation

Installation depth into timber

For trapezoidal profile fastenings, the installation depth into timber is regulated by the respective approval. The minimum installation depth of a 6.8 screw is 27.2 mm. The maximum installation depth, which may still be used mathematically, equals the thread length.

For fastening a 0.75 mm trapezoidal steel profile with a 6.5 screw into timber, an installation depth of 50 mm has proven to be optimal in practical experience. The force ratio between the pull-out capacity and pullover load is then more or less balanced.

Pre-drilling in timber

Pre-drilling may be omitted if a self-drilling screw is used. The no-swarf EJOFAST® screws for timber can also be used without pre-drilling. Pre-drilling of timber has the advantage that expansion forces, which can lead to splicing of the wood, can be clearly reduced.

Side lap stitching

If side lap stitching is not regulated any differently, it has to be spaced 500–666 mm apart, according to DIN EN 1090. A screw spacing of 500 to 600 mm has proven to be very practical. In the water-bearing

surface (outdoor area), the screw spacing may only be a maximum of 500 mm according to IFBS.

Note on screw length

For countersunk screws (countersunk heads), the head is added to the screw length. For screws with surface mounted heads the screw length is measured to below the head.

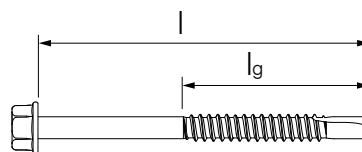


Fig. 1
Hexagon head screw with drill point

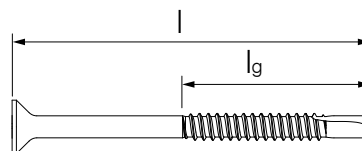


Fig. 2
Countersunk screw with drill point

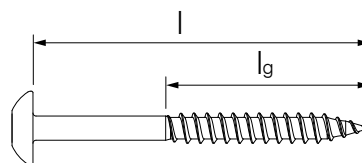


Fig. 3
Truss head screw with JF point

Pent roof, flat roof	Gable roof
<p>Description</p>	<p>Number of fastening screws (pent roof, flat roof)</p> $N_1 = \left(\left(\frac{B}{e} + 3 \right) \cdot \frac{L}{2 \cdot b_R} \right) \text{ or } N = \left(\frac{L \cdot B}{2 \cdot e \cdot b_R} + \frac{3L}{2 \cdot b_R} \right) \cdot 1.2 \cdot N$ <p>Number of fastening screws (gable roof)</p> $N_1 = \left(\left(\frac{B}{e} + 5 \right) \cdot \frac{L}{2 \cdot b_R} \right) \text{ or } N = \left(\frac{L \cdot B}{2 \cdot e \cdot b_R} + \frac{5L}{2 \cdot b_R} \right) \cdot 1.2 \cdot N$ <p>Number of side lap screws</p> <p>$N_2 = \text{roof or wall area respectively [m}^2\text{]} \cdot 2.2 + (\text{building length [m]} + [\text{building width [m]}]) \cdot 6$</p>

EJOT recommends the use of screws with a free spin zone in order to prevent stripping of the screws and a destruction of the sealing washers.

Determination of the screw length

To determine the correct screw length, the clamping thickness of the respective screw must be considered. The components are clamped in this area (absorption and transfer of forces and loads in accordance with the respective technical approvals and assessments).

The required clamping thickness of a screw is calculated from the material thickness of the components to be clamped. For this, the thicknesses of components I and II, any intermediate layer and additional elements (including sealing washers, storm washers and load distributors) must be added together.

To determine the screw length, please refer to **pages 76 and 139** and the information in the tables on the product-specific pages.

| see pages 76 and 139

EJOT recommends ORKAN storm washers

Special attention should be paid to the waterproofing of fastening elements. Practical experience has shown that leakage of only a few tenth millimetres can lead to considerable damage. For that reason EJOT recommends crown fixing with storm washers. ORKAN storm washers prevent an indentation of the crown and provide a very high degree of safety against rainwater penetration.

Quantity determination

For a rough estimate of the fastener quantity it can be assumed that an average of approx.

**2 fastening screws and
3 side lap screws per m² steep roof are required.**

The IFBS regulations must be observed.

EJOT recommends using sealing washers - also in combination with case-hardened steel screws that are used in unweathered areas.

The risk of damaging the screw joint due to incorrect installation (e.g. excessive tightening torque, slightly sloped clamping) is significantly reduced when using sealing washers. Furthermore, the clamp load and thus the tensile stress in the screw are limited by the use of sealing washers. Direct weathering of the drill hole, in which the surface protection layers are perforated by the screwing process, is prevented by the sealing washers. The risk of operation-related, hydrogen-induced brittle fracture is significantly reduced.

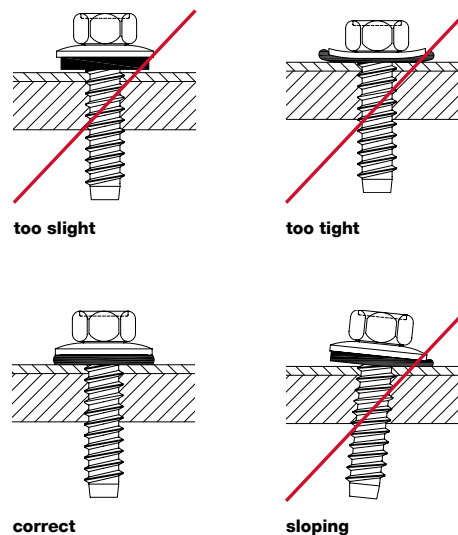
Rain-proof connections

The use of sealing washers facilitates the formation of rain-proof fastening and connection points in lightweight metal construction.

When planning and executing the connections, the minimum roof pitches according to the specialist rules for lightweight metal construction must be observed.

Correct installation of sealing washers

Screws with sealing washers must be installed using a depth stop. Impermissible deformation of the sealing washer (washer with elastomer seal) is prevented with the adjustable depth stop on the screwdriver. If the sealing washer is correctly installed, the rubber seal may overlap. Only if the metal back of the sealing washer changes from convex to concave, the joint is definitely too tight.



EJOFAST® self-drilling screw JF2-2H-4.8

EJOFAST



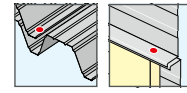
Application range

- > Side lap stitching of profiled steel sheets

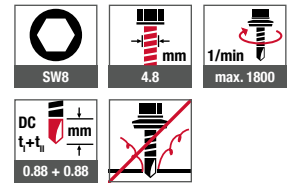
Properties

- > Case-hardened steel, zinc-plated
- > Reduced swarf fastening
- > With free spin zone under screw head for side lap stitching
- > Non-skid application
- > Suitable for installation with the EJOFAST® JF screwdriver

Applications



Technical specifications



Cross references

	page
Socket wrench insert SW8	416
Cordless screwdriver ASCS 6.3	393



EJOFAST® JF screwdriver

Rental equipment available
Article number G000000070

Info see page 33

Certifications



Product online



Order description	Length [mm]	Clamping thickness [mm]	PU [pieces]	Price/100 [EUR]	Article number	EAN
loose						
JF2-2H-4.8x19	19	0–9	1000		7280628601	4061245014524
JF2-2H-4.8x19 VE100	19	0–9	100		6280628601	4061245014890
collated						
JF2-2H-4.8x19 collated	19	0–9	500		3375000000	4061245016573

Self-drilling screw JT2-2H-4.8 EJOGUARD



Cross references	page
Socket wrench insert SW8	416
Cordless screwdriver ASCS 6.3	393

Application range

- > Side lap stitching of profiled steel sheet

Properties

- > Case-hardened steel, zinc-plated
- > EJOGUARD corrosion protection
- > With free spin zone under screw head for effective side lap stitching

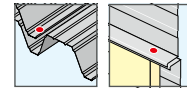


EJOFAST® JF screwdriver

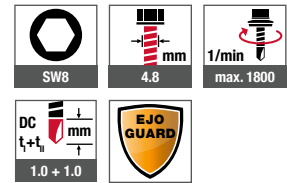
Rental equipment available
Article number G000000070

Info see page 33

Applications



Technical specifications



Certifications



Product online



Order description	Length [mm]	Clamping thickness [mm]	PU [pieces]	Price/100 [EUR]	Article number	EAN
JT2-2H-4.8x19 EJOGUARD	19	0-9	1000		3592200997	4061245093079
JT2-2H-4.8x19 EJOGUARD VE100	19	0-9	100		6592200997	4061245093062

Self-drilling screw JT2-3-4.8 EJOGUARD



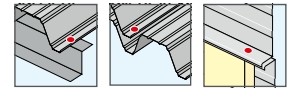
Application range

- > Fastening profiled steel sheets to 2 mm steel substructure
- > Side lap stitching of profiled steel sheets
- > Suitable for installation with the EJOFAST® JF screwdriver

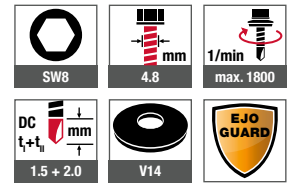
Properties

- > Case-hardened steel, zinc-plated
- > EJOGUARD corrosion protection
- > Loose or collated

Applications



Technical specifications



Cross references	page
Socket wrench insert SW8	416
Cordless screwdriver ASCS 6.3	393



EJOFAST® JF screwdriver

Rental equipment available
Article number G00000070

Info see page 33

Product online



Certifications



Order description	Length [mm]	Clamping thickness [mm]	PU [pieces]	Price/100 [EUR]	Article number	EAN
loose						
JT2-3-4.8x19 EJOGUARD	19	0–11	1000		3592200614	4061245015576
JT2-3-4.8x19 EJOGUARD VE100	19	0–11	100		6592200614	4061245092904
collated						
JT2-3-4.8x19 EJOGUARD collated	19	0–11	500		3365100000	4061245092928
Sealing washer V14, Ø 14 mm						
JT2-3-4.8x19 V14 EJOGUARD	19	0–9	500		3592251614	4061245092966

Self-drilling screw JT2-2H-Plus-5.5 F12 EJOGUARD



Cross references	page
Socket wrench insert SW8	416
Cordless screwdriver ASCS 6.3	393

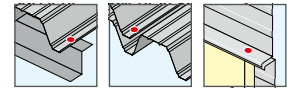
Application range

- > Side lap stitching of profiled steel sheets
- > Fastening profiled steel sheets to 0.4–2.0 mm steel substructure
- > For high-strength steel substructures according to ETA-21/0420

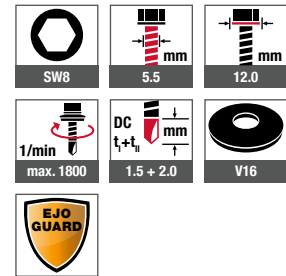
Properties

- > Case-hardened steel
- > EJOGUARD corrosion protection
- > Steel sealing washer, zinc-plated
- > Pre-assembled sealing washer
- > With free spin zone under screw head for effective side lap stitching

Applications



Technical specifications



Certifications



Product online



Order description	Length [mm]	Clamping thickness [mm]	PU [pieces]	Price/100 [EUR]	Article number	EAN
Sealing washer V16, Ø 16 mm						
JT2-2H-Plus-5.5x25 F12 V16 EJOGUARD	25	0–9	500		3592521997	4061245015507

Self-drilling screw JT2-6-5.5 F12 EJOGUARD



Cross references	page
Socket wrench insert SW8	416
Cordless screwdriver ASCS 6.3	393

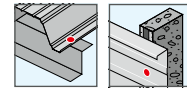
Application range

- > Fastening profiled steel sheets to 1.5–4 mm steel substructure
- > For high-strength steel substructures according to ETA-10/0200

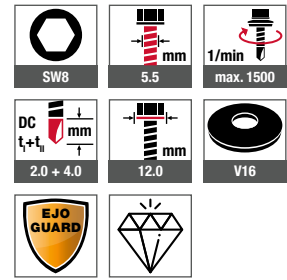
Properties

- > Case-hardened steel, zinc-plated
- > EJOGUARD corrosion protection
- > Steel sealing washer, zinc-plated
- > Pre-assembled sealing washer

Applications



Technical specifications



Certifications



Product online



Order description	Length [mm]	Clamping thickness [mm]	PU [pieces]	Price/100 [EUR]	Article number	EAN
Sealing washer V16, Ø 16 mm						
JT2-6-5.5X20 F12 V16 EJOGUARD	22	0–7	500		3973321634	4061245092706
JT2-6-5.5X25 F12 V16 EJOGUARD	25	0–10	500		3973421634	4061245092591
JT2-6-5.5X25 F12 V16 EJOGUARD VE100	25	0–10	100		6973421634	4061245092935

Self-drilling screw JT2-6-6.3 F12 EJOGUARD



Cross references	page
Socket wrench insert SW8	416
Cordless screwdriver ASCS 6.3	393

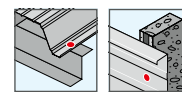
Application range

- > Fastening profiled steel sheets to 2–5 mm steel substructure

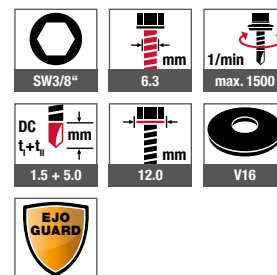
Properties

- > Case-hardened steel, zinc-plated
- > EJOGUARD corrosion protection
- > Steel sealing washer, zinc-plated
- > Pre-assembled sealing washer


Applications



Technical specifications



Certifications



Product online



Order description	Length [mm]	Clamping thickness [mm]	PU [pieces]	Price/100 [EUR]	Article number	EAN
Sealing washer V16, Ø 16 mm						
JT2-6-6.3X22 F12 V16 EJOGUARD	22	0–7	500		3824221997	4061245092942
JT2-6-6.3X25 F12 V16 EJOGUARD	25	0–10	500		3824421997	4061245092515
JT2-6-6.3X25 F12 V16 EJOGUARD VE100	25	0–10	100		6824421997	4061245092959
JT2-6-6.3X32 F12 V16 EJOGUARD	32	0–17	500		3824321997	4061245092522
JT2-6-6.3X38 F12 V16 EJOGUARD	38	0–23	500		3824521997	4061245092539

Self-drilling screw JT2-12-5.5 F12 EJOGUARD



Cross references	page
Socket wrench insert SW8	416
Cordless screwdriver ASCS 6.3	393

Product online



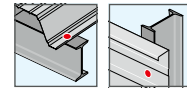
Application range

- > Fastening profiled steel sheets to 4–10 mm steel substructure

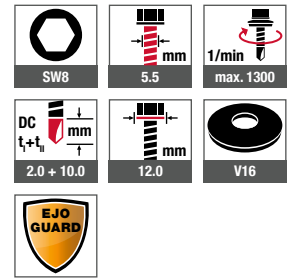
Properties

- > Case-hardened steel, protected against corrosion
- > EJOGUARD corrosion protection
- > High-grade coating to improve the corrosion protection
- > Steel sealing washer, zinc-plated
- > Pre-assembled sealing washer

Applications



Technical specifications



Certifications



Order description	Length [mm]	Clamping thickness [mm]	PU [pieces]	Price/100 [EUR]	Article number	EAN
Sealing washer V16, Ø 16 mm						
JT2-12-5.5X35 F12 V16 EJOGUARD	35	0–10	500		3814521997	4061245092546
JT2-12-5.5X35 F12 V16 EJOGUARD VE100	35	0–10	100		6814521997	4061245092553
JT2-12-5.5X50 F12 V16 EJOGUARD	50	0–25	250		3817121997	4061245092560
JT2-12-5.5X50 F12 V16 EJOGUARD VE100	50	0–25	100		6817121997	4061245092577
JT2-12-5.5X65 F12 V16 EJOGUARD	65	6–40	250		3817521997	4061245092584
JT2-12-5.5X65 F12 V16 EJOGUARD VE100	65	6–40	100		6817521997	4061245092607

Self-drilling screw JT2-18-5.5 F12 EJOGUARD



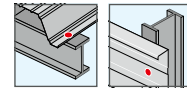
Application range

- > Fastening profiled steel sheets to 4–16 mm steel substructure

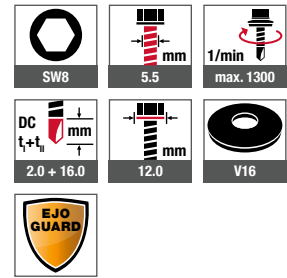
Properties

- > Case-hardened steel, protected against corrosion
- > EJOGUARD corrosion protection
- > High-grade coating to improve the corrosion protection
- > Steel sealing washer, zinc-plated
- > Pre-assembled sealing washer

Applications



Technical specifications



Certifications



Product online



Cross references	page
Socket wrench insert SW8	416
Cordless screwdriver ASCS 6.3	393

Order description	Length [mm]	Clamping thickness [mm]	PU [pieces]	Price/100 [EUR]	Article number	EAN
Sealing washer V16, Ø 16 mm						
JT2-18-5.5x40 F12 V16 EJOGUARD	40	0–12	500		3914021997	4061245014913

Self-drilling screw JT2-FZ-6-6.3 EJOGUARD



Application range

- > Fastening corrugated fibre cement sheet 177/51 to steel substructure 1.5–5 mm

Properties

- > Case-hardened steel
- > EJOGUARD corrosion protection
- > Fibre cement seal FZD pre-assembled
- > A2 stainless steel washer
- > Screw wings save additional drilling into the corrugated slabs
- > Reduced forcing tension

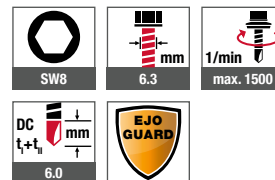
Note

For the dimensioning and the use of fastening materials please note the manufacturer's instructions for use as well as the national approvals.

Applications



Technical specifications



Certifications



Cross references	page
Socket wrench insert SW8	416
Cordless screwdriver	
ASCS 6.3	393
Long screw support SH2	393

Product online



Order description	Length [mm]	PU [pieces]	Price/100 [EUR]	Article number	EAN
JT2-FZ-6-6.3x110 FZD EJOGUARD	110	100		3512275664	4061245016092

Self-drilling screw JT2-FZ-12-6.3 EJOGUARD

**Application range**

- > Fastening corrugated fibre cement sheet 177/51 to steel substructure 5–12 mm

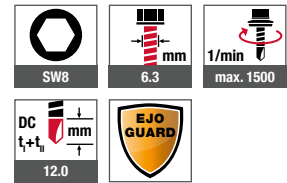
Properties

- > Case-hardened steel
- > EJOGUARD corrosion protection
- > Fibre cement seal FZD pre-assembled
- > A2 stainless steel washer
- > Screw wings save additional drilling into the corrugated slabs
- > Reduced forcing tension

Note

For the dimensioning and the use of fastening materials please note the manufacturer's instructions for use as well as the national approvals.

Cross references	page
Socket wrench insert SW8	416
Cordless screwdriver	
ASCS 6.3	393
Long screw support SH2	393

Applications**Technical specifications****Certifications****Product online**

Order description	Length [mm]	PU [pieces]	Price/100 [EUR]	Article number	EAN
JT2-FZ-12-6.3x115 FZD EJOGUARD	115	100		3512375614	4061245016085

Self-drilling screw JT2-FZ-F-6.5



Application range

- > Fastening corrugated fibre cement sheets to timber substructure

Properties

- > Case-hardened steel, hot-dip zinc-plated
- > Fibre cement seal FZD pre-assembled
- > A2 stainless steel washer
- > Screw wings save additional drilling into the corrugated slabs
- > Reduced forcing tension

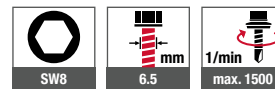
Note

For the dimensioning and the use of fastening materials please note the manufacturer's instructions for use as well as the national approvals.

Applications



Technical specifications



Certifications



Cross references	page
Socket wrench insert SW8	416
Cordless screwdriver	
ASCS 6.3	393
Long screw support SH2	393
JT4-FZ-6.5x130 FZD	132

Product online



Order description	Length [mm]	Thread length [mm]	PU [pieces]	Price/100 [EUR]	Article number	EAN
JT2-FZ-F-6.5x100 FZD EJOGUARD*	100	50	100		3515175608	4061245016078
JT2-FZ-F-6.5x130 FZD EJOGUARD	130	50	100		3515675608	4061245016054

*No approval

Self-drilling screw JT2-ST-2-6.0 EJO GUARD



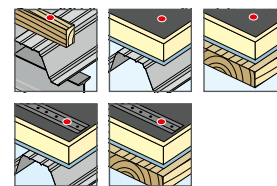
Application range

- > Fastening timber components to thin-walled steel substructures
- > Fastening of edge planks
- > To fix roofing membranes and insulating material to substructures made of sheet steel $\geq 0.70 \text{ mm} \leq 1.5 \text{ mm}$, timber or wood-based material in combination with EJOT stress plates

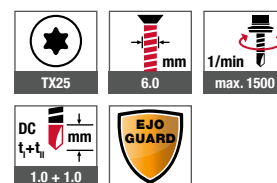
Properties

- > Case-hardened steel
- > EJO GUARD corrosion protection
- > With countersunk head

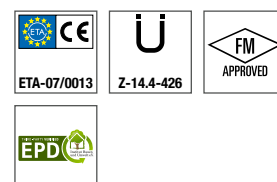
Applications



Technical specifications



Certifications



Product online



Cross references	page
Bit hexalobular TX25	413
Bit holder	420
Cordless screwdriver ASCS 6.3	393
Falt roof profile FP	232
Stress plate EcoTek 50	235
Stress plate EcoTek T 50	236
Stress plate HTV82/40F	230
Stress plate HTV 40 RU	231

Order description	Length [mm]	Thread length [mm]	Clamping thickness [mm]	PU [pieces]	Price/100 [EUR]	Article number	EAN
JT2-ST-2-6.0x40 EJO GUARD	40	40	0–27	500		7282110609	4061245014517
JT2-ST-2-6.0x60 EJO GUARD	60	45	15–47	500		7282119609	4061245014432
JT2-ST-2-6.0x80 EJO GUARD	80	65	15–67	250		7282112609	4061245014500
JT2-ST-2-6.0x100 EJO GUARD	100	65	35–87	250		7282113609	4061245014494
JT2-ST-2-6.0x120 EJO GUARD	120	65	55–107	250		7282114609	4061245014487
JT2-ST-2-6.0x140 EJO GUARD	140	65	75–127	250		7282115609	4061245014470

Further lengths
available upon request



Self-drilling screw JT2-WD-5-5.5



Application range

- > Special screw for fastening wood to steel substructures up to a thickness of 5 mm

Properties

- > Case-hardened steel, zinc-plated
- > The wings widen the drill hole in the wood component to be fastened in order to prevent forced feed. They break off as soon as they touch the steel substructure. This prevents the wood to be fastened from being pushed away from the substructure.

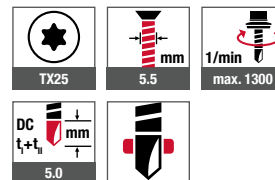
Note

To ensure shearing of the wings, the material thickness of the steel substructure must be at least 2.5 mm. The screw is not suitable for fastening OSB boards.

Applications



Technical specifications



Cross references	page
Bit hexalobular TX25	413
Bit holder	420
Cordless screwdriver	
ASCS 6.3	393



Product online




Order description	Length [mm]	Thread length [mm]	Clamping thickness [mm]	PU [pieces]	Price/100 [EUR]	Article number	EAN
JT2-WD-5-5.5x50	50	30	12-35	200		7289206601	4061245014388
JT2-WD-5-5.5x60	60	30	22-45	200		7289207601	4061245014371
JT2-WD-5-5.5x80	80	60	12-65	200		7289208601	4061245014364
JT2-WD-5-5.5x100	100	60	32-85	200		7289202601	4061245038537

Further lengths available upon request



Timber Construction
Industrial Lightweight Construction
Solar
Flat Roofing
Rear-Ventilated Facades (V+V)
Anchoring Technology
Window and Glass Facade Technology
Interior Work
Mounting Elements for Attachments
Machinery, Spare Parts, Tools



EJOFAST® self-drilling screw JF3-2H-4.8



Application range

- > Side lap stitching of profiled steel / aluminium sheets and sandwich panels

Properties

- > Suitable for installation with the EJOFAST® JF screwdriver
- > A2 stainless steel with hardened steel point
- > Stainless steel sealing washer
- > Pre-assembled sealing washer
- > With free spin zone under screw head for effective side lap stitching
- > Non-skid application
- > Reduced swarf fastening
- > Loose or collated

Cross references	page
Socket wrench insert SW8	416
Cordless screwdriver ASCS 6.3	393



EJOFAST® JF screwdriver

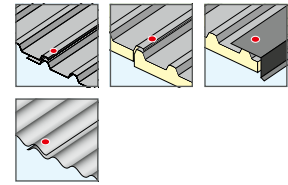
Rental equipment available
Article number G000000070

Info see page 33

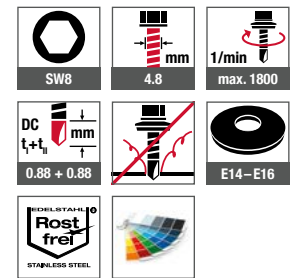
Product online




Applications



Technical specifications



Certifications



Order description	Length [mm]	Clamping thickness [mm]	PU [pieces]	Price/100 [EUR]	Article number	EAN
Sealing washer E 14, Ø 14 mm, loose						
JF3-2H-4.8x19 E14	19	0-4	500		3591977391	4061245015583
JF3-2H-4.8x19 E14 VE100	19	0-4	100		6591977391	4061245014791
JF3-2H-4.8x19 E14 RAL 7016	19	0-4	100		3351977025	4061245039749
JF3-2H-4.8x19 E14 RAL 9002	19	0-4	100		3351977082	4061245039671
JF3-2H-4.8x19 E14 RAL 9006	19	0-4	100		3351977084	4061245044804
JF3-2H-4.8x19 E14 RAL 9007	19	0-4	100		3351977220	4061245044811
Sealing washer E 14, Ø 14 mm, collated						
JF3-2H-4.8x19-E14 collated	19	0-4	500		3385009000	4061245016559
Sealing washer E 16, Ø 16 mm, loose						
JF3-2H-4.8x19 E16	19	0-4	500		3591911391	4061245026466

Timber Construction
Industrial Lightweight Construction
Solar
Flat Roofing
Rear-Ventilated Facades (VHF)
Anchoring Technology
Window and Glass Facade Technology
Interior Work
Mounting Elements for Attachments
Machinery, Spare Parts, Tools

EJOFAST® self-drilling screw JF3-FR-2-5.5



Cross references	page
Bit hexalobular TX 25	413
EJOT FR-Tool	420
EJOT FR-Tool plastic	421
Cordless screwdriver	
ASCS 6.3	393

Application range

- > Fixing cant parts to profiled elements

Properties

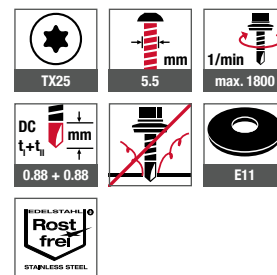
- > A2 stainless steel with hardened steel point
- > Stainless steel sealing washer
- > Pre-assembled sealing washer
- > Non-skid application
- > Reduced swarf fastening
- > High load-bearing capacity
- > With truss head

EJOFAST


Applications



Technical specifications



Certifications



Product online



Order description	Length [mm]	Clamping thickness [mm]	PU [pieces]	Price/100 [EUR]	Article number	EAN
Sealing washer E 11, Ø 11 mm						
JF3-FR-2-5.5x25 E11	25	0-7	500		3593292391	4061245015460

Further versions available



Self-drilling screw JT3-2-5.5
| see page 194

A4 stainless steel available upon request



Self-drilling screw JF6-FR-2-5.5

EJOFAST® self-drilling screw JF3-Plus-4.9



Application range

- > Fastening profiled steel or aluminium sheets and roofing sheet to timber substructures

Properties

- > A2 stainless steel with hardened steel point
- > Stainless steel sealing washer
- > Pre-assembled sealing washer
- > Reduced swarf fastening
- > Assembly without pre-drilling
- > Non-skid application
- > High load-bearing capacity

Cross references

OR	page
ORKAN storm washers	148
Socket wrench insert SW8	416
Cordless screwdriver	
ASCS 6.3	393
Long screw support SH2	393

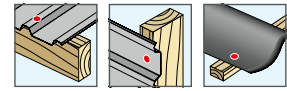
Product online



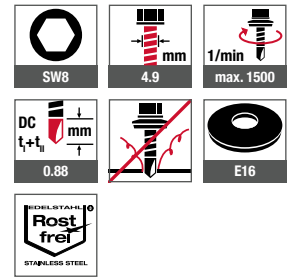
Order description	Length [mm]	Thread length [mm]	Height component I [mm]	PU [pieces]	Price/100 [EUR]	Article number	EAN
Sealing washer E16, Ø 16 mm							
JF3-Plus-4.9x35 E16	35	28	0–5	500		3593667323	4061245083605
JF3-Plus-4.9x35 E16 VE100	35	28	0–5	100		6593667323	4061245083506
JF3-Plus-4.9x70 E16	70	50	20–40	250		3597167323	4061245083612

EJOFAST

Applications



Technical specifications



Certifications



Timber Construction
Industrial Lightweight Construction
Solar
Flat Roofing
Rear-Ventilated Facades (V+V)
Anchoring Technology
Window and Glass Facade Technology
Interior Work
Mounting Elements for Attachments
Machinery, Spare Parts, Tools

EJOFAST® self-drilling screw JF3-FR-Plus-4.9



Cross references	page
EJOT FR-Tool	420
EJOT FR-Tool plastic	421
Cordless screwdriver	
ASCS 6.3	393

Application range

- > Fastening profiled steel or aluminium sheets to timber sub-structures

Properties

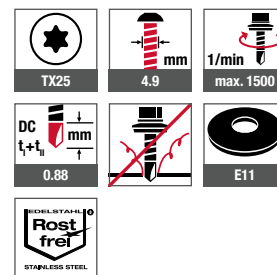
- > A2 stainless steel with hardened steel point
- > Stainless steel sealing washer
- > Pre-assembled sealing washer
- > Reduced swarf fastening
- > Assembly without pre-drilling
- > Non-skid application
- > High load-bearing capacity
- > With truss head

EJOFAST

Applications



Technical specifications



Certifications



Product online



Order description	Length [mm]	Thread length [mm]	Height component I [mm]	PU [pieces]	Price/100 [EUR]	Article number	EAN
Sealing washer E11, Ø 11 mm							
JF3-FR-Plus-4.9x35 E11	35	28	0-5	500		3593692329	4061245083629
JF3-FR-Plus-4.9x35 E11 VE100	35	28	0-5	100		6593692329	4061245083636

EJOFAST® self-drilling screw JF3-Plus-6.8

EJOFAST



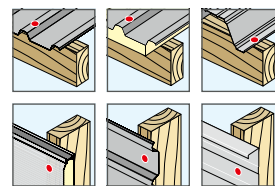
Application range

- > Fastening profiled steel and aluminium sheets and sandwich panels to timber substructures

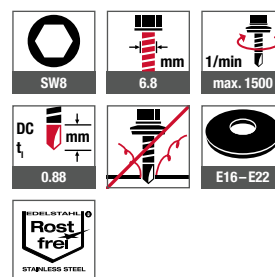
Properties

- > A2 stainless steel with hardened steel point
- > Stainless steel sealing washer
- > Pre-assembled sealing washer
- > Reduced swarf fastening
- > Assembly without pre-drilling
- > Non-skid application
- > High load-bearing capacity

Applications



Technical specifications



Certifications



Cross references	page
ORKAN storm washers	148
Socket wrench insert SW8	416
Cordless screwdriver	
ASCS 6.3	393
Long screw support SH2	393

Product online



Order description	Length [mm]	Thread length [mm]	Height component I [mm]	PU [pieces]	Price/100 [EUR]	Article number	EAN
Sealing washer E16, Ø 16 mm							
JF3-Plus-6.8x40 E16	40	40	–	250		3594067393	4061245080611
JF3-Plus-6.8x40 E16 VE100	40	40	–	100		6594067393	4061245081304
JF3-Plus-6.8x60 E16	60	60	0–10	250		3594167393	4061245080635
JF3-Plus-6.8x60 E16 VE100	60	60	0–10	100		6594167393	4061245081335
JF3-Plus-6.8x80 E16	80	75	0–30	250		3594267393	4061245081366
JF3-Plus-6.8x80 E16 VE100	80	75	0–30	100		6594267393	4061245081373
JF3-Plus-6.8x100 E16	100	75	20–50	100		3594367393	4061245081403
JF3-Plus-6.8x120 E16	120	75	40–70	100		3594467393	4061245081434
JF3-Plus-6.8x140 E16	140	75	60–90	100		3594567393	4061245081465
JF3-Plus-6.8x160 E16	160	75	80–110	100		3594667393	4061245081496
JF3-Plus-6.8x180 E16	180	75	100–130	100		3594767393	4061245081526
JF3-Plus-6.8x200 E16	200	75	120–150	100		3594867393	4061245081557
JF3-Plus-6.8x220 E16	220	75	140–170	100		3594967393	4061245081601
JF3-Plus-6.8x240 E16	240	75	160–190	100		3595067393	4061245081632
JF3-Plus-6.8x260 E16	260	75	180–210	100		3595167393	4061245081663
JF3-Plus-6.8x280 E16	280	75	200–230	100		3595267393	4061245081694
JF3-Plus-6.8x300 E16	300	75	220–250	100		3595367393	4061245081724





Order description	Length [mm]	Thread length [mm]	Height component I [mm]	PU [pieces]	Price/100 [EUR]	Article number	EAN
Sealing washer E19, Ø 19 mm							
JF3-Plus-6.8x40 E19	40	40	–	250		3594066393	4061245081311
JF3-Plus-6.8x60 E19	60	60	0–10	250		3594166393	4061245081342
JF3-Plus-6.8x80 E19	80	75	0–30	100		3594266393	4061245081380
JF3-Plus-6.8x100 E19	100	75	20–50	100		3594366393	4061245081410
JF3-Plus-6.8x120 E19	120	75	40–70	100		3594466393	4061245081441
JF3-Plus-6.8x140 E19	140	75	60–90	100		3594566393	4061245081472
JF3-Plus-6.8x160 E19	160	75	80–110	100		3594666393	4061245081502
JF3-Plus-6.8x180 E19	180	75	100–130	100		3594766393	4061245081533
JF3-Plus-6.8x200 E19	200	75	120–150	100		3594866393	4061245081564
JF3-Plus-6.8x220 E19	220	75	140–170	100		3594966393	4061245081618
JF3-Plus-6.8x240 E19	240	75	160–190	100		3595066393	4061245081649
JF3-Plus-6.8x260 E19	260	75	180–210	100		3595166393	4061245081670
JF3-Plus-6.8x280 E19	280	75	200–230	100		3595266393	4061245081700
JF3-Plus-6.8x300 E19	300	75	220–250	100		3595366393	4061245081731
Sealing washer E22, Ø 22 mm							
JF3-Plus-6.8x40 E22	40	40	–	250		3594013393	4061245081328
JF3-Plus-6.8x60 E22	60	60	0–10	250		3594113393	4061245081359
JF3-Plus-6.8x80 E22	80	75	0–30	100		3594213393	4061245081397
JF3-Plus-6.8x100 E22	100	75	20–50	100		3594313393	4061245081427
JF3-Plus-6.8x120 E22	120	75	40–70	100		3594413393	4061245081458
JF3-Plus-6.8x140 E22	140	75	60–90	100		3594513393	4061245081489
JF3-Plus-6.8x160 E22	160	75	80–110	100		3594613393	4061245081519
JF3-Plus-6.8x180 E22	180	75	100–130	100		3594713393	4061245081540
JF3-Plus-6.8x200 E22	200	75	120–150	100		3594813393	4061245081571
JF3-Plus-6.8x220 E22	220	75	140–170	100		3594913393	4061245081625
JF3-Plus-6.8x240 E22	240	75	160–190	100		3595013393	4061245081656
JF3-Plus-6.8x260 E22	260	75	180–210	100		3595113393	4061245081687
JF3-Plus-6.8x280 E22	280	75	200–230	100		3595213393	4061245081717
JF3-Plus-6.8x300 E22	300	75	220–250	100		3595313393	4061245081748
*Calculated with the setting depth of 50 mm recommended by EJOT. Deviating setting depths possible according to ETA.							

Self-drilling screw JT3-2H-4.8



Cross references	page
Socket wrench insert SW8	416
Cordless screwdriver ASCS 6.3	393

Application range

- > Side lap stitching of profiled steel / aluminium sheets and sandwich panels
- > Fastening of flashings

Properties

- > Suitable for installation with the EJOFAST® JF screwdriver
- > A2 stainless steel with hardened steel drill point
- > Stainless steel sealing washer
- > Pre-assembled sealing washer
- > With free spin zone under screw head for effective side lap stitching
- > Loose or collated

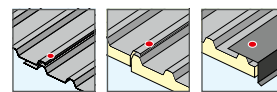


EJOFAST® JF screwdriver


Rental equipment available
Article number G000000070

Info see page 33

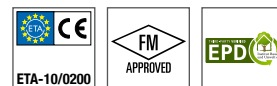
Applications



Technical specifications



Certifications



Product online



Order description	Length [mm]	Clamping thickness [mm]	PU [pieces]	Price/100 [EUR]	Article number	EAN
Sealing washer E 14, Ø 14 mm, loose						
JT3-2H-4.8x19 E14	19	0-4	500		3591977351	4061245015590
JT3-2H-4.8x19 E14 VE100	19	0-4	100		6591977351	4061245014807
JT3-2H-4.8x19 E14 RAL 7016	19	0-4	100		3531977525	4061245035826
JT3-2H-4.8x19 E14 RAL 9002	19	0-4	100		3531977582	4061245035987
JT3-2H-4.8x19 E14 RAL 9006	19	0-4	100		3531977584	4061245036007
JT3-2H-4.8x19 E14 RAL 9007	19	0-4	100		3380209220	4061245036014
Sealing washer E 14, Ø 14 mm, collated						
JT3-2H-4.8x19 E14 collated	19	0-4	500		3380209000	4061245016566
Sealing washer E 16, Ø 16 mm, loose						
JT3-2H-4.8x19 E16	19	0-4	500		3591911351	4061245026473

Self-drilling screw JT3-FR-2H-4.8



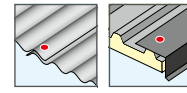
Application range

- > Side lap stitching of profiled steel and aluminium sheets

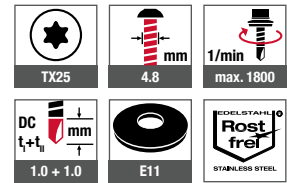
Properties

- > A2 stainless steel with hardened steel drill point
- > Stainless steel sealing washer
- > Pre-assembled sealing washer
- > With free spin zone under screw head for effective side lap stitching
- > With truss head

Applications



Technical specifications



Cross references	page
Bit hexalobular TX 25	413
EJOT FR-Tool	420
EJOT FR-Tool plastic	421
Cordless screwdriver	
ASCS 6.3	393

Certifications



Product online



Order description	Length [mm]	Clamping thickness [mm]	PU [pieces]	Price/100 [EUR]	Article number	EAN
Sealing washer E11, Ø 11 mm						
JT3-FR-2H-4.8x19 E11	19	0-4	500		3591968358	4061245047898
JT3-FR-2H-4.8x19 E11 VE100	19	0-4	100		6591968358	4061245051888

Self-drilling screw JT3-2-4.9



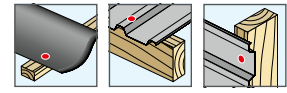
Application range

- > Fastening profiled steel or aluminium sheets and roofing sheet to timber substructures

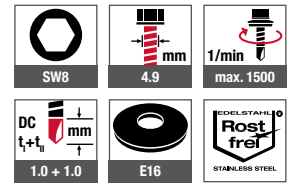
Properties

- > A2 stainless steel with hardened steel drill point
- > With full thread
- > Stainless steel sealing washer
- > Pre-assembled sealing washer

Applications



Technical specifications



Cross references	page
Socket wrench insert SW8	416
Cordless screwdriver ASCS 6.3	393

Product online



Certifications



Order description	Length [mm]	Height component I [mm]	PU [pieces]	Price/100 [EUR]	Article number	EAN
Sealing washer E16, Ø 16 mm						
JT3-2-4.9x35-E16	35	0-7	500		3593511321	4061245015453
JT3-2-4.9x35 E16 VE100	35	0-7	100		6593511321	4061245014715
JT3-2-4.9x70-E16	70	0-42	250		3597011321	4061245015057

Self-drilling screw JT3-FR-2-4.9



Cross references	page
Bit hexalobular TX 25	413
EJOT FR-Tool	420
EJOT FR-Tool plastic	421
Cordless screwdriver	
ASCS 6.3	393

Application range

- > Fastening corrugated profile steel or aluminium sheets to timber substructure

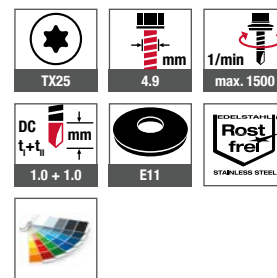
Properties

- > A2 stainless steel with hardened steel drill point
- > With truss head
- > With full thread
- > Stainless steel sealing washer
- > Pre-assembled sealing washer

Applications



Technical specifications



Certifications



Product online



Order description	Length [mm]	Height component I [mm]	PU [pieces]	Price/100 [EUR]	Article number	EAN
Sealing washer E11, Ø 11 mm						
JT3-FR-2-4.9x35 E11	35	0-7	500		3593568328	4061245015446
JT3-FR-2-4.9x35 E11 VE100	35	0-7	100		6593568328	4061245014708
JT3-FR-2-4.9x35 E11 RAL 7016	35	0-7	100		3390369025	4061245034751
JT3-FR-2-4.9x35 E11 RAL 9002	35	0-7	100		3390368082	4061245034812
JT3-FR-2-4.9x35 E11 RAL 9006	35	0-7	100		3390368084	4061245034829
JT3-FR-2-4.9x35 E11 RAL 9007	35	0-7	100		3390369220	4061245034836

Self-drilling screw JT3-2H-Plus-5.5



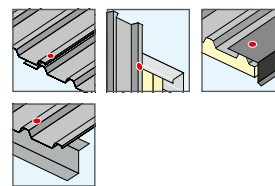
Application range

- > Side lap stitching of profiled steel and aluminium sheets
- > Fastening profiled steel and aluminium sheets to cassette system walls
- > For high-strength steel substructures
- > For fixing profiled steel and aluminium sheet to thin-walled steel and aluminium substructure

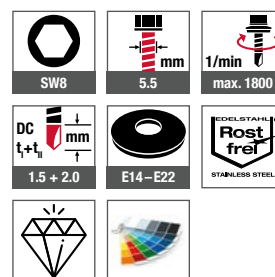
Properties

- > A2 stainless steel with hardened drill point
- > Stainless steel sealing washer
- > Pre-assembled sealing washer
- > With free spin zone under screw head for effective side lap stitching


Applications



Technical specifications



Certifications



Cross references	page
Socket wrench insert SW8	416
Cordless screwdriver ASCS 6.3	393

Product online



Order description	Length [mm]	Clamping thickness [mm]	PU [pieces]	Price/100 [EUR]	Article number	EAN
Sealing washer E14, Ø 14 mm						
JT3-2H-Plus-5.5x25 E14	25	0-7	500		3592209391	4061245026442
Sealing washer E16, Ø 16 mm						
JT3-2H-Plus-5.5x25 E16	25	0-7	500		3592211391	4061245015552
JT3-2H-Plus-5.5x25 E16 VE100	25	0-7	100		6592211391	4061245014760
JT3-2H-Plus-5.5x25 E16 RAL 7016	25	0-7	100		3592211325	4061245034294
JT3-2H-Plus-5.5x25 E16 RAL 9002	25	0-7	100		3592211382	4061245034300
JT3-2H-Plus-5.5x25 E16 RAL 9006	25	0-7	100		3592211384	4061245034317
JT3-2H-Plus-5.5x25 E16 RAL 9007	25	0-7	100		3380911220	4061245044828
JT3-2H-Plus-5.5x30 E16	30	0-12	500		3592311391	4061245050126
JT3-2H-Plus-5.5x35 E16	35	0-17	500		3592511391	4061245015514
Sealing washer E19, Ø 19 mm						
JT3-2H-Plus-5.5x25 E19	25	0-7	500		3592212391	4061245050218
Sealing washer E22, Ø 22 mm						
JT3-2H-Plus-5.5x25 E22	25	0-7	500		3592213391	4061245026428

Further lengths available upon request



A4 stainless steel upon request



Self-drilling screw JT6-2H-plus-5.5 | see page 133

Self-drilling screw JT3-FR-2H-Plus-5.5



Cross references	page
------------------	------

Bit hexalobular TX 25	413
EJOT FR-Tool	420
EJOT FR-Tool plastic	421
Cordless screwdriver	
ASCS 6.3	393

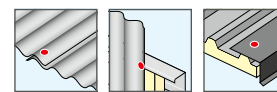
Application range

- > Side lap stitching of profiled steel and aluminium sheets
- > Fastening profiled steel and aluminium sheets to cassette system walls
- > For high-strength steel substructures

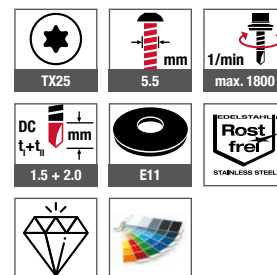
Properties

- > A2 stainless steel with hardened steel drill point
- > Stainless steel sealing washer
- > Pre-assembled sealing washer
- > With free spin zone under screw head for effective side lap stitching
- > With truss head

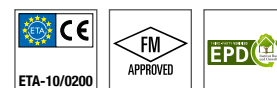
Applications



Technical specifications



Certifications



Product online



Order description	Length [mm]	Clamping thickness [mm]	PU [pieces]	Price/100 [EUR]	Article number	EAN
Sealing washer E11, Ø 11 mm						
JT3-FR-2H-Plus-5.5x25 E11	25	0-7	500		3592269398	4061245015538
JT3-FR-2H-Plus-5.5x25 E11 VE100	25	0-7	100		6592269398	4061245014746
JT3-FR-2H-Plus 5.5x25 E11 RAL 7016	25	0-7	100		3390569025	4061245036465
JT3-FR-2H-Plus 5.5x25 E11 RAL 9002	25	0-7	100		3390569082	4061245036502
JT3-FR-2H-Plus 5.5x25 E11 RAL 9006	25	0-7	100		3390569084	4061245036519
JT3-FR-2H-Plus 5.5x25 E11 RAL 9007	25	0-7	100		3390590220	4061245036526
Order information: Further colours upon request						

Self-drilling screw JT3-2-6.5



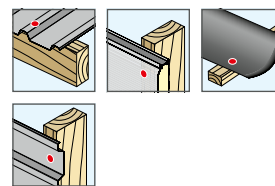
Application range

- > Fastening profiled steel and aluminium sheets, sandwich panels and roofing sheets to timber substructures

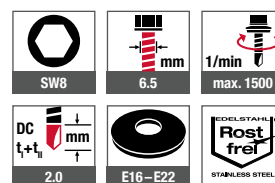
Properties

- > A2 stainless steel with hardened steel drill point
- > Stainless steel sealing washer
- > Pre-assembled sealing washer

Applications



Technical specifications



Certifications



Cross references	page
Orkan storm washers	148
Socket wrench insert SW8	416
Cordless screwdriver ASCS 6.3	393

Product online



Order description	Length [mm]	Thread length [mm]	Height component I [mm]	PU [pieces]	Price/100 [EUR]	Article number	EAN
Sealing washer E16, Ø 16 mm							
JT3-2-6.5x40-E16	40	40	-	250		3594011321	4061245015422
JT3-2-6.5x40 E16 VE100	40	40	-	100		6594011321	4061245014685
JT3-2-6.5x50-E16	50	50	-	250		3598811321	4061245014968
JT3-2-6.5x50 E16 VE100	50	50	-	100		6598811321	4061245014586
JT3-2-6.5x65-E16	65	65	0-15	250		3598911321	4061245014951
JT3-2-6.5x65 E16 VE100	65	65	0-15	100		6598911321	4061245014579
JT3-2-6.5x80-E16	80	80	0-30	250		3598011321	4061245015019
JT3-2-6.5x80 E16 VE100	80	80	0-30	100		6598011321	4061245014593
JT3-2-6.5x100-E16	100	80	16-50	100		3598111321	4061245014982
JT3-2-6.5x120-E16	120	80	36-70	100		3598311321	4061245014975
Sealing washer E19, Ø 19 mm							
JT3-2-6.5x40-E19	40	40	-	250		3594012321	4061245041643
JT3-2-6.5x50-E19	50	50	-	250		3598812321	4061245040707
JT3-2-6.5x65-E19	65	65	0-15	250		3598912321	4061245040691
JT3-2-6.5x80-E19	80	80	0-30	100		3598012321	4061245040745
JT3-2-6.5x100-E19	100	80	16-50	100		3598112321	4061245040721
JT3-2-6.5x120-E19	120	80	36-70	100		3598312321	4061245040714





Order description	Length [mm]	Thread length [mm]	Height component I [mm]	PU [pieces]	Price/100 [EUR]	Article number	EAN
Sealing washer E22, Ø 22 mm							
JT3-2-6.5x40-E22	40	40	–	250		3594013321	4061245026251
JT3-2-6.5x40 E22 VE100	40	40	–	100		6594013321	4061245025421
JT3-2-6.5x50-E22	50	50	–	250		3598813321	4061245025629
JT3-2-6.5x50 E22 VE100	50	50	–	100		6598813321	4061245025407
JT3-2-6.5x65-E22	65	65	0–15	250		3598913321	4061245047232
JT3-2-6.5x65 E22 VE100	65	65	0–15	100		6598913321	4061245025391
JT3-2-6.5x80-E22	80	80	0–30	100		3598013321	4061245025711
JT3-2-6.5x100-E22	100	80	16–50	100		3598113321	4061245025704
JT3-2-6.5x120-E22	120	80	36–70	100		3598313321	4061245025674

***Calculated with the setting depth of 50 mm recommended by EJOT. Deviating setting depths possible according to ETA.**

Self-drilling screw JT3-6-5.5



Application range

- > Fastening profiled steel sheet to 1.5–4 mm steel substructure
- > Fastening profiled aluminium sheets and sandwich panels to 1.5–4 mm steel substructure
- > Fastening profiled aluminium sheets to aluminium substructures (acc. to Z-10.3-701)
- > For high-strength steel substructures

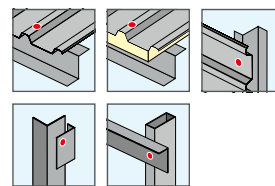
Properties

- > A2 stainless steel with hardened steel drill point
- > Stainless steel sealing washer
- > Pre-assembled sealing washer

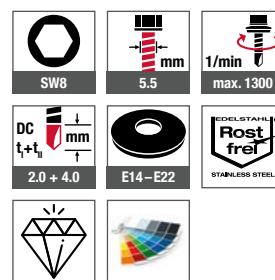
Note

Z-10.3-701 applies exclusively to the JT3-6-5.5x25 E14

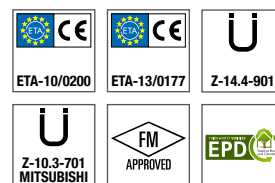
Applications



Technical specifications



Certifications



Cross references	page
Orkan storm washers	148
Socket wrench insert SW8	416
Cordless screwdriver	
ASCS 6.3	393
Long screw support SH2	393

Product online



Order description	Length [mm]	Clamping thickness [mm]	PU [pieces]	Price/100 [EUR]	Article number	EAN
Sealing washer E14, Ø 14 mm						
JT3-6-5.5x25-E14	25	0–7	500		3572209361	4061245026664
JT3-6-5.5x30-E14	30	0–11	500		3572377361	4061245026589
JT3-6-5.5x35-E14	35	0–16	500		3572577361	4061245026541
Sealing washer E16, Ø 16 mm						
JT3-6-5.5x25-E16	25	0–7	500		3572211361	4061245015699
JT3-6-5.5x25 E16 VE100	25	0–7	100		6572211361	4061245014852
JT3-6-5.5x25 E16 RAL 7016	25	0–7	100		3532211625	4061245034447
JT3-6-5.5x25 E16 RAL 9002	25	0–7	100		3532211682	4061245034539
JT3-6-5.5x25 E16 RAL 9006	25	0–7	100		3532211684	4061245034546
JT3-6-5.5x25 E16 RAL 9007	25	0–7	100		3381011220	4061245034553
JT3-6-5.5x30-E16	30	0–11	500		3572311361	4061245015675
JT3-6-5.5x30 E16 VE100	30	0–11	100		6572311361	4061245014845
JT3-6-5.5x35-E16	35	0–16	500		3572511361	4061245015668
JT3-6-5.5x35 E16 VE100	35	0–16	100		6572511361	4061245014838
JT3-6-5.5x50-E16	50	0–31	250		3592811361	4061245015484
JT3-6-5.5x50 E16 VE100	50	0–31	100		6592811361	4061245014722
JT3-6-5.5x70-E16	70	22–51	250		3593911361	4061245015439
JT3-6-5.5x70 E16 VE100	70	22–51	100		6593911361	4061245014692
JT3-6-5.5x90-E16	90	42–71	250		3596111361	4061245015118
JT3-6-5.5x90 E16 VE100	90	42–71	100		6596111361	4061245014616





Order description	Length [mm]	Clamping thickness [mm]	PU [pieces]	Price/100 [EUR]	Article number	EAN
JT3-6-5.5x110-E16	110	62–91	100		3596211361	4061245015101
JT3-6-5.5x130-E16	130	82–111	100		3596311361	4061245015095
JT3-6-5.5x150-E16	150	102–131	100		3596411361	4061245015088
JT3-6-5.5x170-E16	170	122–151	100		3596511361	4061245015071
JT3-6-5.5x190-E16	190	142–171	100		3596611361	4061245015064
Sealing washer E19, Ø 19 mm						
JT3-6-5.5x25-E19	25	0–7	500		3572212361	4061245026657
JT3-6-5.5x30-E19	30	0–11	500		3572312361	4061245026602
JT3-6-5.5x35-E19	35	0–16	500		3572512361	4061245026572
JT3-6-5.5x50-E19	50	0–31	250		3592812361	4061245032306
JT3-6-5.5x70-E19	70	22–51	250		3593912361	4061245026299
JT3-6-5.5x90-E19	90	42–71	100		3596112361	4061245025872
JT3-6-5.5x110-E19	110	62–91	100		3596212361	4061245025841
JT3-6-5.5x130-E19	130	82–111	100		3596312361	4061245032436
JT3-6-5.5x150-E19	150	102–131	100		3596412361	4061245025780
JT3-6-5.5x170-E19	170	122–151	100		3596512361	4061245025766
JT3-6-5.5x190-E19	190	142–171	100		3596666361	4061245025735
Sealing washer E22, Ø 22 mm						
JT3-6-5.5x25-E22	25	0–7	500		3572213361	4061245026640
JT3-6-5.5x25 E22 VE100	25	0–7	100		6572213361	4061245051963
JT3-6-5.5x30-E22	30	0–11	500		3572313361	4061245026596
JT3-6-5.5x35-E22	35	0–16	500		3572513361	4061245026565
JT3-6-5.5x50-E22	50	0–31	250		3592813361	4061245026367
JT3-6-5.5x70-E22	70	22–51	250		3593913361	4061245026282
JT3-6-5.5x90-E22	90	42–71	100		3596113361	4061245025865
JT3-6-5.5x110-E22	110	62–91	100		3596213361	4061245025834
JT3-6-5.5x130-E22	130	82–111	100		3596313361	4061245025797
JT3-6-5.5x150-E22	150	102–131	100		3596413361	4061245025773
JT3-6-5.5x170-E22	170	122–151	100		3596513361	4061245025759
JT3-6-5.5x190-E22	190	142–171	100		3596613361	4061245025742
Order information: Further RAL colours upon request						

Further lengths
available upon request



A4 stainless steel
upon request



Self-drilling screw
JT6-6-5.5
| see page 134

Self-drilling screw JT3-FR-6-5.5



Application range

- > Fastening corrugated profile steel sheets to 1.5–4 mm steel substructure
- > Fastening profiled aluminium sheets to 1.5–4 mm steel or 2–5 mm aluminium substructures

Properties

- > A2 stainless steel with hardened steel drill point
- > Stainless steel sealing washer
- > Pre-assembled sealing washer
- > With truss head

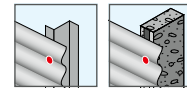
Cross references

	page
Bit hexalobular TX 25	413
EJOT FR-Tool	420
EJOT FR-Tool plastic	421
Cordless screwdriver ASCS 6.3	393

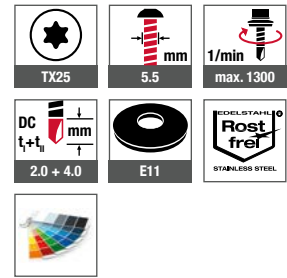
Product online



Applications



Technical specifications



Certifications



Order description	Length [mm]	Clamping thickness [mm]	PU [pieces]	Price/100 [EUR]	Article number	EAN
Sealing washer E11, Ø 11 mm						
JT3-FR-6-5.5x25 E11	25	0–7	500		3592269368	4061245015545
JT3-FR-6-5.5x25 E11 VE100	25	0–7	100		6592269368	4061245014753
JT3-FR-6-5.5x25 E11 RAL 7016	25	0–7	100		3390469025	4061245034966
JT3-FR-6-5.5x25 E11 RAL 9002	25	0–7	100		3390469082	4061245034980
JT3-FR-6-5.5x25 E11 RAL 9006	25	0–7	100		3390469084	4061245035000
JT3-FR-6-5.5x25 E11 RAL 9007	25	0–7	100		3390469220	4061245035017
JT3-FR-6-5.5x35 E11	35	0–17	500		3592569368	4061245015491
JT3-FR-6-5.5x35 E11 VE100	35	0–17	100		6592569368	4061245014739
Order information: Further RAL colours upon request						

Self-drilling screw JT3-6-6.3



Cross references	page
Socket wrench insert SW8	416
Cordless screwdriver ASCS 6.3	393

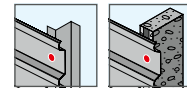
Application range

- > Fastening profiled steel sheets to 2–5 mm steel substructure

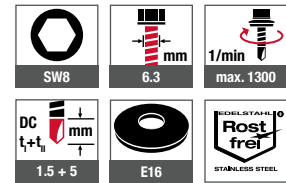
Properties

- > A2 stainless steel with hardened steel drill point
- > Stainless steel sealing washer
- > Pre-assembled sealing washer

Applications



Technical specifications



Certifications



Product online



Order description	Length [mm]	Clamping thickness [mm]	PU [pieces]	Price/100 [EUR]	Article number	EAN
Sealing washer E16, Ø 16 mm						
JT3-6-6.3x25-E16	25	0–7	500		3599411361	4061245036847

Self-drilling screw JT3-12-5.5



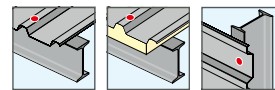
Application range

- > Fastening profiled steel and aluminium sheets and sandwich panels to 4–10 mm steel substructure
- > Fastening aluminium profiled sheets to 4–12 mm aluminium substructures

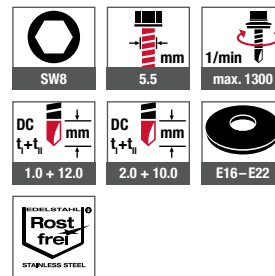
Properties

- > A2 stainless steel with hardened steel drill point
- > Stainless steel sealing washer
- > Pre-assembled sealing washer

Applications



Technical specifications




Cross references	page
Orkan storm washers	148
Socket wrench insert SW8	416
Cordless screwdriver	
ASCS 6.3	393
Long screw support SH2	393

Product online



Certifications



Order description	Length [mm]	Clamping thickness [mm]	PU [pieces]	Price/100 [EUR]	Article number	EAN
Sealing washer E16, Ø 16 mm						
JT3-12-5.5x40-E16	40	0–11	500		3595611311	4061245015187
JT3-12-5.5x40 E16 VE100	40	0–11	100		6595611311	4061245014630
JT3-12-5.5x58 E16	58	0–31	250		3595811311	4061245015132
JT3-12-5.5x58 E16 VE100	58	0–31	100		6595811311	4061245014623
JT3-12-5.5x78-E16	78	25–51	250		3595011311	4061245015316
JT3-12-5.5x78 E16 VE100	78	25–51	100		6595011311	4061245014647
JT3-12-5.5x98-E16	98	45–71	100		3595111311	4061245015286
JT3-12-5.5x118-E16	118	65–91	100		3595211311	4061245015262
JT3-12-5.5x138-E16	138	85–111	100		3595311311	4061245015248
JT3-12-5.5x158-E16	158	105–131	100		3595411311	4061245015224
JT3-12-5.5x178-E16	178	125–151	100		3595511311	4061245015217
JT3-12-5.5x198-E16	198	145–171	100		3595711311	4061245015156
Sealing washer E19, Ø 19 mm						
JT3-12-5.5x40-E19	40	0–11	500		3595612311	4061245040837
JT3-12-5.5x58 E19	58	0–31	250		3595812311	4061245025896
JT3-12-5.5x78-E19	78	25–51	250		3595012311	4061245026145
JT3-12-5.5x98-E19	98	45–71	100		3595112311	4061245026107
JT3-12-5.5x118-E19	118	65–91	100		3595212311	4061245026053
JT3-12-5.5x138-E19	138	85–111	100		3595312311	4061245026022
JT3-12-5.5x158-E19	158	105–131	100		3595412311	4061245025995





Order description	Length [mm]	Clamping thickness [mm]	PU [pieces]	Price/100 [EUR]	Article number	EAN
JT3-12-5.5x178-E19	178	125–151	100		3595512311	4061245025971
JT3-12-5.5x198-E19	198	145–171	100		3595712311	4061245025919
Sealing washer E22, Ø 22 mm						
JT3-12-5.5x40-E22	40	0–11	250		3595613311	4061245025926
JT3-12-5.5x40 E22 VE100	40	0–11	100		6595613311	4061245025414
JT3-12-5.5x58 E22	58	0–31	250		3595813311	4061245025889
JT3-12-5.5x78-E22	78	25–51	250		3595013311	4061245026138
JT3-12-5.5x98-E22	98	45–71	100		3595113311	4061245026091
JT3-12-5.5x118-E22	118	65–91	100		3595213311	4061245026046
JT3-12-5.5x138-E22	138	85–111	100		3595313311	4061245026015
JT3-12-5.5x158-E22	158	105–131	100		3595413311	4061245025988
JT3-12-5.5x178-E22	178	125–151	100		3595513311	4061245025964
JT3-12-5.5x198-E22	198	145–171	100		3595713311	4061245025902

Further lengths
available upon request



A4 stainless steel
upon request



Self-drilling screw
JT6-12-5.5
| see page 135

Self-drilling screw JT3-FR-12-5.5



Application range

- > Fastening profiled steel and aluminium sheets to 4–10 mm steel substructures
- > Fastening profiled aluminium sheets to 4–12 mm aluminium substructures

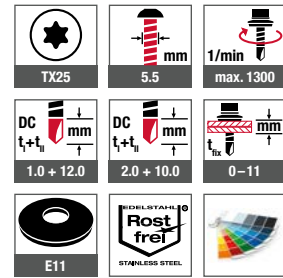
Properties

- > A2 stainless steel with hardened steel drill point
- > Stainless steel sealing washer
- > Pre-assembled sealing washer
- > With truss head

Applications



Technical specifications

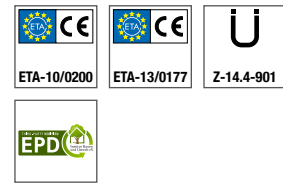


Cross references	page
Bit hexalobular TX 25	413
EJOT FR-Tool	420
EJOT FR-Tool plastic	421
Cordless screwdriver ASCS 6.3	393

Product online



Certifications



Order description	Length [mm]	Clamping thickness [mm]	PU [pieces]	Price/100 [EUR]	Article number	EAN
Sealing washer E11, Ø 11 mm						
JT3-FR-12-5.5x40 E11	40	0–11	500		3595669318	4061245015170

Order information: RAL colours upon request

Self-drilling screw JT3-18-5.5



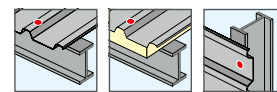
Application range

- > Fastening profiled steel and aluminium sheets and sandwich panels to 4–16 mm steel substructure

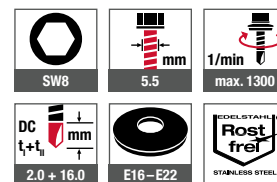
Properties

- > A2 stainless steel with hardened steel drill point
- > Stainless steel sealing washer
- > Pre-assembled sealing washer

Applications



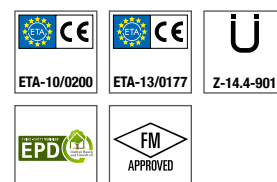
Technical specifications



Cross references page

Orkan storm washers	148
Socket wrench insert SW8	416
Cordless screwdriver	
ASCS 6.3	393
Long screw support SH2	393

Certifications



Product online



Order description	Length [mm]	Clamping thickness [mm]	PU [pieces]	Price/100 [EUR]	Article number	EAN
Sealing washer E16, Ø 16 mm						
JT3-18-5.5x55-E16	55	0–18	500		3593011381	4061245015477
JT3-18-5.5x115-E16	115	40–81	100		3595011381	4061245015309
JT3-18-5.5x155-E16	155	80–121	100		3595511381	4061245015194
JT3-18-5.5x195-E16	195	120–161	100		3596011381	4061245015125
JT3-18-5.5x235-E16	235	160–201	100		3597511381	4061245015033
JT3-18-5.5x275-E16	275	200–241	100		3598011381	4061245015002
Sealing washer E19, Ø 19 mm						
JT3-18-5.5x55-E19	55	0–18	250		3593012381	4061245041018
JT3-18-5.5x115-E19	115	40–81	100		3595012381	4061245040929
JT3-18-5.5x155-E19	155	80–121	100		3595512381	4061245040851
JT3-18-5.5x195-E19	195	120–161	100		3596012381	4061245040783
JT3-18-5.5x235-E19	235	160–201	100		3597512381	4061245040752
JT3-18-5.5x275-E19	275	200–241	100		3598012381	4061245044453
Sealing washer E22, Ø 22 mm						
JT3-18-5.5x55-E22	55	0–18	250		3593013381	4061245026336
JT3-18-5.5x115-E22	115	40–78	100		3595013381	4061245040912
JT3-18-5.5x155-E22	155	80–118	100		3595513381	4061245040844
JT3-18-5.5x195-E22	195	120–158	100		3596013381	4061245040776
JT3-18-5.5x235-E22	235	160–198	100		3597513381	4061245044446
JT3-18-5.5x275-E22	275	200–238	100		3598013381	4061245040738

Self-drilling screw JT3-D-6H-5.5/6.3



Application range

- > For fixing sandwich panels to 1.5–4 mm steel substructures
- > For high-strength steel substructures

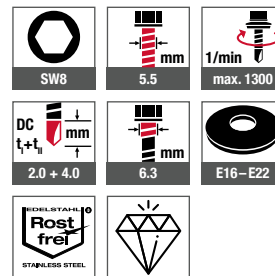
Properties

- > A2 stainless steel with hardened steel drill point
- > Stainless steel sealing washer
- > Pre-assembled sealing washer
- > With free spin zone under the screw head
- > High thread

Applications



Technical specifications



Cross references	page
Socket wrench insert SW8	416
Cordless screwdriver	
ASCS 6.3	393
Long screw support SH2	393

Certifications



Product online



Order description	Length [mm]	Clamping thickness [mm]	PU [pieces]	Price/100 [EUR]	Article number	EAN
Sealing washer E16, Ø 16 mm						
JT3-D-6H-5.5/6.3x67 E16	67	30–48	250		3554511372	4061245027241
JT3-D-6H-5.5/6.3x87 E16	87	41–68	250		3556011371	4061245027142
JT3-D-6H-5.5/6.3x107 E16	107	51–88	100		3556111371	4061245027128
JT3-D-6H-5.5/6.3x127 E16	127	71–108	100		3556211371	4061245027104
JT3-D-6H-5.5/6.3x147 E16	147	91–128	100		3556311371	4061245027081
JT3-D-6H-5.5/6.3x167 E16	167	111–148	100		3556711371	4061245027043
JT3-D-6H-5.5/6.3x197 E16	197	141–178	100		3559711372	4061245026725
JT3-D-6H-5.5/6.3x237 E16	237	171–218	100		3559611372	4061245026749
Sealing washer E19, Ø 19 mm						
JT3-D-6H-5.5/6.3x67 E19	67	30–48	100		3554566372	4061245016047
JT3-D-6H-5.5/6.3x87 E19	87	41–68	100		3556066371	4061245015989
JT3-D-6H-5.5/6.3x107 E19	107	51–88	100		3556166371	4061245015972
JT3-D-6H-5.5/6.3x127 E19	127	71–108	100		3556266371	4061245015965
JT3-D-6H-5.5/6.3x147 E19	147	91–128	100		3556366371	4061245015941
JT3-D-6H-5.5/6.3x167 E19	167	111–148	100		3556766371	4061245015910
JT3-D-6H-5.5/6.3x197 E19	197	141–178	100		3559766372	4061245015743
JT3-D-6H-5.5/6.3x237 E19	237	171–218	100		3559666372	4061245015767





Order description	Length [mm]	Clamping thickness [mm]	PU [pieces]	Price/100 [EUR]	Article number	EAN
Sealing washer E22, Ø 22 mm						
JT3-D-6H-5.5/6.3x67 E22	67	30–48	100		3554513372	4061245027234
JT3-D-6H-5.5/6.3x87 E22	87	41–68	100		3556013371	4061245027135
JT3-D-6H-5.5/6.3x107 E22	107	51–88	100		3556113371	4061245027111
JT3-D-6H-5.5/6.3x127 E22	127	71–108	100		3556213371	4061245027098
JT3-D-6H-5.5/6.3x147 E22	147	91–128	100		3556313371	4061245027074
JT3-D-6H-5.5/6.3x167 E22	167	111–148	100		3556713371	4061245027036
JT3-D-6H-5.5/6.3x197 E22	197	141–178	100		3559713372	4061245032610
JT3-D-6H-5.5/6.3x237 E22	237	171–218	100		3559613372	4061245026732

Further lengths
available upon request



A4 stainless steel
available upon request



Self-drilling screw
JT6-D-6H-5.5/6.3

Self-drilling screw JT3-D-12H-5.5/6.3



Application range

- > For fixing sandwich elements to 3–12 mm steel substructures

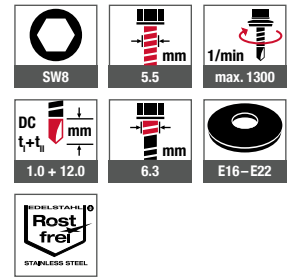
Properties

- > A2 stainless steel with hardened steel drill point
- > Stainless steel sealing washer
- > Pre-assembled sealing washer
- > With free spin zone under the screw head
- > High thread

Applications



Technical specifications



Cross references	page
Socket wrench insert SW8	416
Cordless screwdriver	
ASCS 6.3	393
Long screw support SH2	393

Certifications



Product online



Order description	Length [mm]	Clamping thickness [mm]	PU [pieces]	Price/100 [EUR]	Article number	EAN
Sealing washer E16, Ø 16 mm						
JT3-D-12H-5.5/6.3x75 E16	75	41–48	250		3557511312	4061245026985
JT3-D-12H-5.5/6.3x95 E16	95	51–68	100		3554911311	4061245027227
JT3-D-12H-5.5/6.3x115 E16	115	61–88	100		3555211311	4061245027203
JT3-D-12H-5.5/6.3x135 E16	135	73–108	100		3555411311	4061245027180
JT3-D-12H-5.5/6.3x155 E16	155	93–128	100		3555711311	4061245027166
JT3-D-12H-5.5/6.3x175 E16	175	113–148	100		3556511312	4061245027067
JT3-D-12H-5.5/6.3x195 E16	195	133–168	100		3559511312	4061245026763
JT3-D-12H-5.5/6.3x215 E16	215	153–188	100		3559611312	4061245041025
JT3-D-12H-5.5/6.3x245 E16	245	173–218	100		3559811312	4061245026701
Sealing washer E19, Ø 19 mm						
JT3-D-12H-5.5/6.3x75 E19	75	41–48	100		3557566312	4061245015873
JT3-D-12H-5.5/6.3x95 E19	95	51–68	100		3554966311	4061245016030
JT3-D-12H-5.5/6.3x115 E19	115	61–88	100		3555266311	4061245016023
JT3-D-12H-5.5/6.3x135 E19	135	73–108	100		3555466311	4061245016016
JT3-D-12H-5.5/6.3x155 E19	155	93–128	100		3555766311	4061245009155
JT3-D-12H-5.5/6.3x175 E19	175	113–148	100		3556566312	4061245009162
JT3-D-12H-5.5/6.3x195 E19	195	133–168	100		3559566312	4061245009179
JT3-D-12H-5.5/6.3x215 E19	215	153–188	100		3559666312	4061245015774
JT3-D-12H-5.5/6.3x245 E19	245	173–218	100		3559866312	4061245015729





Order description	Length [mm]	Clamping thickness [mm]	PU [pieces]	Price/100 [EUR]	Article number	EAN
Sealing washer E22, Ø 22 mm						
JT3-D-12H-5.5/6.3x75 E22	75	41–48	100		3557513312	4061245026978
JT3-D-12H-5.5/6.3x95 E22	95	51–68	100		3554913311	4061245027210
JT3-D-12H-5.5/6.3x115 E22	115	61–88	100		3555213311	4061245027197
JT3-D-12H-5.5/6.3x135 E22	135	73–108	100		3555413311	4061245027173
JT3-D-12H-5.5/6.3x155 E22	155	93–128	100		3555713311	4061245027159
JT3-D-12H-5.5/6.3x175 E22	175	113–148	100		3556513312	4061245027050
JT3-D-12H-5.5/6.3x195 E22	195	133–168	100		3559513312	4061245026756
JT3-D-12H-5.5/6.3x215 E22	215	153–188	100		3559613312	4061245044484
JT3-D-12H-5.5/6.3x245 E22	245	173–218	100		3559813312	4061245026695

Further lengths
available upon request



A4 stainless steel
available upon request



Self-drilling screw
JT6-D-12H-5.5/6.3

Self-drilling screw JT3-ST-2-6.0



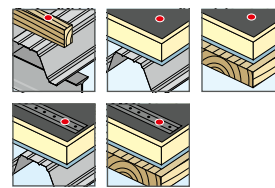
Application range

- > Fastening rail systems with intermediate insulation to thin-walled steel, aluminium or timber substructure
- > Fastening timber components to thin-walled steel or aluminium substructure
- > To fix roofing membranes and insulating material to substructures made of sheet steel $\geq 0.70 \text{ mm} \leq 1.5 \text{ mm}$, timber or wood-based material in combination with EJOT stress plates

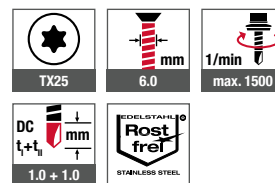
Properties

- > A2 stainless steel with hardened steel drill point
- > With countersunk head

Applications

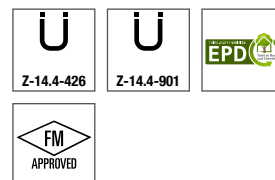


Technical specifications



Cross references	page
Bit hexalobular TX25	413
Bit holder	420
Cordless screwdriver	
ASCS 6.3	393
Flat roof profile FP	232
Stress plate EcoTek 50	235
Stress plate EcoTek T 50	236

Certifications



Product online



Order description	Length [mm]	Thread length [mm]	Clamping thickness [mm]	PU [pieces]	Price/100 [EUR]	Article number	EAN
JT3-ST-2-6.0x35	35	35	0–20	500		7382160301	4061245014104
JT3-ST-2-6.0x60	60	45	15–45	250		7382125301	4061245014111
JT3-ST-2-6.0x80	80	65	15–65	250		7382107301	4061245014128
JT3-ST-2-6.0x100	100	65	35–85	250		7382101301	4061245014180
JT3-ST-2-6.0x120	120	65	55–105	250		7382102301	4061245014173
JT3-ST-2-6.0x140	140	65	75–125	250		7382103301	4061245014166

Further lengths available upon request



Self-drilling screw JT3-X-2-6.0



Application range

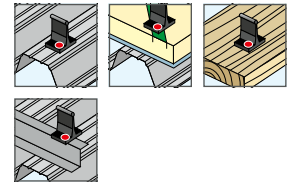
- > Fixing standing seam systems (clips) to 0.55–1.5 mm steel substructure
- > Fixing standing seam systems on milled system rails ≤ 1.5 mm
- > Fixing standing seam systems (clips) to 0.8–1.5 mm aluminium substructure or timber substructure

Properties

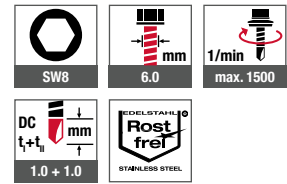
- > A2 stainless steel with hardened steel drill point
- > Under-head serrations to increase the installation reliability
- > Special thread for thin-walled components
- > High stripping torque
- > Installation without special tools

Cross references	page
Socket wrench insert SW8	416
Cordless screwdriver	
ASCS 6.3	393

Applications



Technical specifications



Certifications



Product online



Order description	Length [mm]	Clamping thickness [mm]	PU [pieces]	Price/100 [EUR]	Article number	EAN
JT3-X-2-6.0x25	25	0–10	500		7380539301	4061245014296
JT3-X-2-6.0x36	36	0–20	500		7380516301	4061245014319
JT3-X-2-6.0x46	46	0–30	500		7380517301	4061245014302

Self-drilling screw JT3-WD-6-5.5



Application range

- > Special screw for fastening wood to steel substructures

Properties

- > A2 stainless steel with hardened steel drill point
- > With full thread
- > The wings widen the drill hole in the wood component to be fastened in order to prevent forced feed. They break off as soon as they touch the steel substructure. This prevents the wood to be fastened from being pushed away from the substructure.

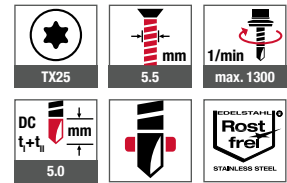
Note

To ensure shearing of the wings, the material thickness of the steel substructure must be at least 2.0 mm.

Applications



Technical specifications



Certifications



Cross references	page
Bit hexalobular TX25	413
Bit holder	420
Cordless screwdriver ASCS 6.3	393



Product online



Order description	Length [mm]	Clamping thickness [mm]	PU [pieces]	Price/100 [EUR]	Article number	EAN
JT3-WD-6-5.5x45-R	45	0-26	500		7382195301	4061245014081
JT3-WD-6-5.5x65-R	65	0-46	500		7382194301	4061245014098

Self-drilling screw JT3-2H-(40/80)-6.0/6.0



Application range

- > Spacer bolt for fastening profiled steel and aluminium sheets to cassette bars with insulation
- > Fastening lesenes to insulated cassette bars
- > Also suitable for fastening shear-deformable wall claddings
- > For 40 and 80 mm insulations

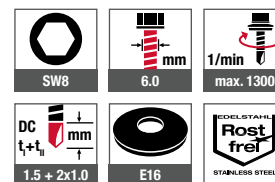
Properties

- > A2 stainless steel with hardened steel drill point
- > Stainless steel sealing washer
- > Pre-assembled sealing washer
- > Special thread geometry allows a removal of the screw
- > No pre-drilling of the outer leaf required

Applications

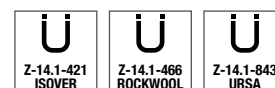


Technical specifications



Cross references	page
Socket wrench insert SW8	416
Cordless screwdriver	
ASCS 6.3	393
Long screw support SH2	393

Certifications



Product online



Order description	Length [mm]	For insulation [mm]	PU [pieces]	Price/100 [EUR]	Article number	EAN
Sealing washer E16, Ø 16 mm						
JT3-2H-40-6.0/6.0x64 E16	64	40	100		3594011351	4061245041001
JT3-2H-80-6.0/6.0x104 E16	104	80	100		3594211351	4061245040998

EJOT®

No pre-drilling: right, left, right – done!

Spacer bolt for insulated cassette walls

The innovative spacer bolt with right-left-right thread for a perfect fastening of profiled ceiling elements and lesenes to insulated cassette wall systems. It also saves time because there is no need to pre-drill the outer leaf.

www.ejot.com/construction/products/highlights/spacer-bolt



Watch the video now:

<https://youtu.be/j0mJOG2-ds&t=11s>

Self-drilling screw JT4-4-4.8



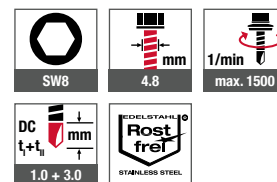
Cross references	page
Socket wrench insert SW8	417
Cordless screwdriver ASCS 6.3	395

Application range

- > Fastening aluminium profiles to aluminium substructure
≤ 3 mm

Properties

- > A2 stainless steel

Applications**Technical specifications****Certifications****Product online**

Order description	Length [mm]	Clamping thickness [mm]	PU [pieces]	Price/100 [EUR]	Article number	EAN
JT4-4-4.8x19	19	0-9	1000		7380387300	4061245014357
JT4-4-4.8x19 VE100	19	0-9	100		6380387300	4061245014883
JT4 made of A2 stainless steel with sealing washer E14, Ø 14 mm						
JT4-4-4.8x19-E14	19	0-6	500		3501909440	4061245027302

Self-drilling screw JT4-6-5.5



Application range

- > Fastening aluminium profiles to aluminium substructure ≤ 4 mm

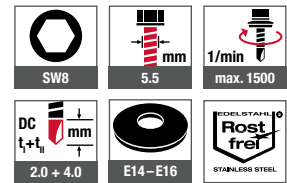
Properties

- > A2 stainless steel

Applications



Technical specifications



Cross references	page
Socket wrench insert SW8	416
Cordless screwdriver ASCS 6.3	393

Product online



Certifications



Order description	Length [mm]	Clamping thickness [mm]	PU [pieces]	Price/100 [EUR]	Article number	EAN
JT4-6-5.5x22	22	0-10	500		7380508301	4061245014340
JT4-6-5.5x22 VE100	22	0-10	100		6380508301	4061245025452
JT4-6-5.5x30	30	0-18	500		7380509301	4061245014326
Sealing washer E14, Ø 14 mm						
JT4-6-5.5x22-E14	22	0-7	500		3502109460	4061245027272
JT4-6-5.5x30-E14	30	0-15	500		3502309461	4061245027258
Sealing washer E16, Ø 16 mm						
JT4-6-5.5x22-E16	22	0-7	500		3502111460	4061245027265
JT4-6-5.5x30-E16	30	0-15	500		3502311461	4061245050720

Timber Construction
Industrial Lightweight Construction
Solar
Flat Roofing
Rear-Ventilated Facades (V+V)
Anchoring Technology
Window and Glass Facade Technology
Interior Work
Mounting Elements for Attachments
Machinery, Spare Parts, Tools

Self-drilling screw JT4-FR-2-4.9



Application range

- > Fastening corrugated profile aluminium sheets to timber substructure
- > Fastening of sandwich panels to timber substructure

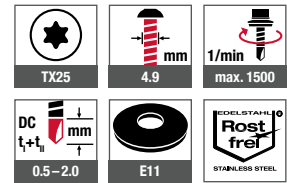
Properties

- > A2 stainless steel
- > Stainless steel sealing washer
- > Pre-assembled sealing washer
- > Thread according to DIN 7998
- > With truss head

Applications



Technical specifications



Certifications



Product online



Cross references	page
Bit hexalobular TX 25	413
EJOT FR-Tool	420
EJOT FR-Tool plastic	421
Cordless screwdriver	
ASCS 6.3	393

Order description	Length [mm]	Thickness component I [mm]	PU [pieces]	Price/100 [EUR]	Article number	EAN
Sealing washer E11, Ø 11 mm						
JT4-FR-2-4.9x35 E11	35	0-7	500		3503568420	4061245016108

Self-drilling screw JT4-FR-4-4.8



Application range

- > Fastening aluminium corrugated profile sheet to aluminium substructure ≤ 3 mm
- > Fastening facade cladding to aluminium substructure

Properties

- > A2 stainless steel
- > With truss head

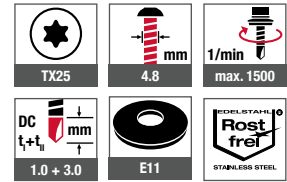
Note

Please note the respective approval of the exterior wall cladding and the assembly instructions of the manufacturer.

Applications



Technical specifications



Cross references

	page
Bit hexalobular TX 25	413
EJOT FR-Tool	420
EJOT FR-Tool plastic	421
Cordless screwdriver	
ASCS 6.3	393
Sealing washers	184

Product online



Certifications



Order description	Length [mm]	Clamping thickness [mm]	PU [pieces]	Price/100 [EUR]	Article number	EAN
JT4-FR-4-4.8x19	19	0-9	1000		7381095300	4061245014241
Sealing washer E11, Ø 11 mm						
JT4-FR-4-4.8x19 E11	19	0-6	500		3501968448	4061245027289

Self-drilling screw JT4-FR-4-5.5



Application range

- > Fastening aluminium corrugated profile sheet to aluminium substructure ≤ 3 mm
- > Fastening facade cladding to aluminium substructure

Properties

- > A2 stainless steel
- > With truss head

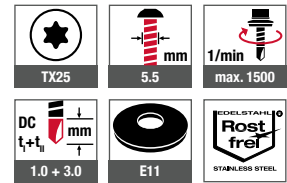
Note

Please note the respective approval of the exterior wall cladding and the assembly instructions of the manufacturer.

Applications



Technical specifications



Cross references	page
FR Tool plastic TX25	421
Cordless screwdriver	
ASCS 6.3	393
Sealing washers	184

Certifications



Product online



Order description	Length [mm]	Clamping thickness [mm]	PU [pieces]	Price/100 [EUR]	Article number	EAN
JT4-FR-4-5.5x19	19	0-11	1000		7381138300	4061245014234
Sealing washer E11, Ø 11 mm						
JT4-FR-4-5.5x19 E11	19	0-11	500		3501869448	4061245027319

Self-drilling screw JT4-FZ-6.5



Application range

- > Fastening corrugated fibre cement sheets to timber substructures

Properties

- > A2 stainless steel
- > Pre-assembled FZD sealing washer
- > A2 stainless steel washer
- > Screw wings save additional drilling into the corrugated slabs
- > Reduced forcing tension

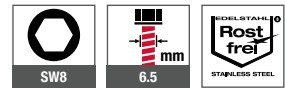
Note

For the dimensioning and the use of fastening elements, please observe the application instructions given by the manufacturers of the corrugated fibre cement sheets as well as the national approvals.

Applications



Technical specifications



Certifications



Cross references	page
Socket wrench insert SW8	416
Cordless screwdriver	
ASCS 6.3	393
Long screw support SH2	393
JT4-FZ-6.5x130 FZD	92

Product online



Order description	Length [mm]	Thread length [mm]	PU [pieces]	Price/100 [EUR]	Article number	EAN
JT4-FZ-6.5x130 FZD	130	66	100		3515675400	4061245016061

Self-drilling screw JT6-2H-Plus-5.5



Cross references	page
Socket wrench insert SW8	416
Cordless screwdriver ASCS 6.3	393

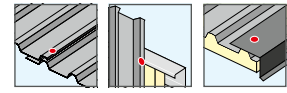
Application range

- > Side lap stitching of profiled steel and aluminium sheets
- > Fastening profiled steel and aluminium sheets to cassette system walls
- > For high-strength steel substructures

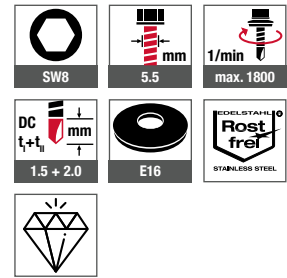
Properties

- > A4 stainless steel with hardened drill point
- > Stainless steel sealing washer
- > Pre-assembled sealing washer
- > With free spin zone under screw head for effective side lap stitching

Applications



Technical specifications



Certifications



Product online



Order description	Length [mm]	Clamping thickness [mm]	PU [pieces]	Price/100 [EUR]	Article number	EAN
Sealing washer E16, Ø 16 mm						
JT6-2H-Plus-5.5x25 E16	25	0-7	500		3592281991	4061245015521

A2 stainless steel upon request



Self-drilling screw
JT3-2H-plus-5.5
| see page 106

Self-drilling screw JT6-6-5.5



Application range

- > Fastening profiled steel and aluminium sheets to 1.5–4 mm steel substructures
- > For high-strength steel substructures

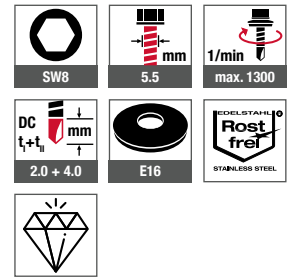
Properties

- > A4 stainless steel with hardened steel drill point
- > Stainless steel sealing washer
- > Pre-assembled sealing washer

Applications

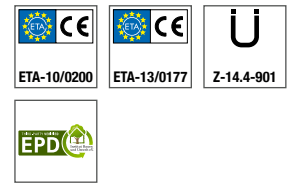


Technical specifications



Cross references	page
ORKAN storm washers	148
Socket wrench insert SW8	416
Cordless screwdriver ASCS 6.3	393
Long screw support SH2	393

Certifications



Product online



Order description	Length [mm]	Clamping thickness [mm]	PU [pieces]	Price/100 [EUR]	Article number	EAN
Sealing washer E16, Ø 16 mm						
JT6-6-5.5x25-E16	25	0–7	500		3572281991	4061245015682

Further lengths available upon request



A2 stainless steel upon request



Self-drilling screw JT3-6-5.5
| see page 110

Self-drilling screw JT6-12-5.5



Application range

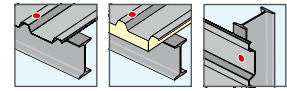
- > Fastening profiled steel and aluminium sheets and sandwich panels to 4–10 mm steel substructures
- > Fastening aluminium profiled sheets to 4–12 mm aluminium substructures

Properties

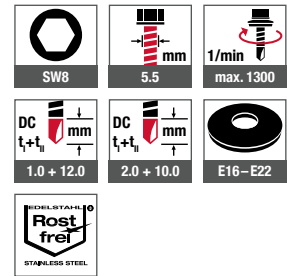
- > A4 stainless steel with hardened steel drill point
- > Stainless steel sealing washer
- > Pre-assembled sealing washer

Cross references	page
ORKAN storm washers	148
Socket wrench insert SW8	416
Cordless screwdriver	
ASCS 6.3	393
Long screw support SH2	393

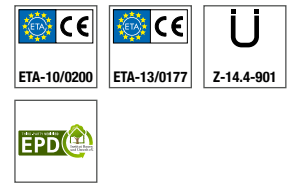
Applications



Technical specifications



Certifications



Product online



Order description	Length [mm]	Clamping thickness [mm]	PU [pieces]	Price/100 [EUR]	Article number	EAN
Sealing washer E16, Ø 16 mm						
JT6-12-5.5x40-E16	40	0–11	500		3595681991	4061245015163

Further lengths available upon request



A2 stainless steel upon request



Self-drilling screw
JT3-12-5.5
| see page 114

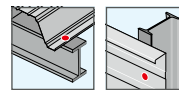
Powder-actuated fastener HSBR 14



Application range

- > For fastening profiled steel sheets to steel substructures ≥ 6 mm
- > For fastening cassettes to steel columns ≥ 6 mm

Applications



Cross references

	page
Cartridges	137
Powder-actuated fastening tool P 560	392
Rental equipment service	33

Sheet thickness [mm]	Shear force V_{Rk} [kN]	Tensile N_{Rk} [kN]
0.63	4.2	5.3
0.75	5.8	6.6
0.88	7.5	7.7
1.00	8.6	8.2
1.13	9.1	9.1
1.25	9.5	9.5
1.50	10.0	10.0
1.75	10.0	10.1
2.00	10.0	10.3
2.50	10.0	10.4
3.00	10.0	10.5

Certifications




Product online



Order description	Collator capacity [pieces]	PU [pieces]	Price/100 [EUR]	Article number	EAN
Powder-actuated fastener HSBR 14 collated	10	1000		9610053953	4061245062907

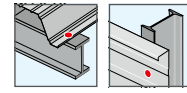
Cartridges



Application range

- > For the installation of powder-actuated fastener HSBR 14 with powder-actuated fastening tool P 560

Applications



Certifications



Product online




Cross references	page
Powder-actuated fastener HSBR 14	136
Powder-actuated fastening tool P 560	392

Order description	Charge	Substrate thickness [mm]	PU [pieces]	Price/100 [EUR]	Article number	EAN
Cartridge blue	Strong charge	6–12	1000		9600003123	4061245010410
Cartridge red	Very strong charge	14–16	1000		9600003122	4061245010427
Cartridge black	Strongest charge	≥ 18	1000		9600003121	4061245010434




Self-tapping screws

Self-tapping screws with dog point or point

The EJOT self-tapping screws form the female thread in a pre-drilled hole without swarfs. They feature a coarse or fine pitch thread with dog point or point. The Self-tapping screws are completed by a pre-assembled sealing washer. The EJOT Self-tapping screws are all-purpose screws.



Product overview self-tapping screws

	JA3/JB3/JZ3	JA1/JZ1 CORREMAKS®	JZ5
Self-tapping screws with dog point or point			
Material	A2 stainless steel	Stainless steel HCR (1,4529)	A2 stainless steel with hardened thread forming zone
For components made of	steel / aluminium / wood	steel / aluminium / wood	steel / aluminium

Timber Construction
 Industrial Lightweight Construction
 Solar
 Flat Roofing
 Rear-Ventilated Facades (VHF)
 Anchoring Technology
 Window and Glass Facade Technology
 Interior Work
 Mounting Elements for Attachments
 Machinery, Spare Parts, Tools

Selecting the self-tapping screw

Correct determination of screw length and drill hole diameter

Determination of the screw length of Self-tapping screws

The clamp thickness t_{fix} is the area of a self-tapping screw which can be used to connect two components. The components are clamped in this area (absorption and transfer of forces and loads in accordance with the respective technical approvals and assessments).

Important: The clamp thickness does not equal the threaded part of a screw!

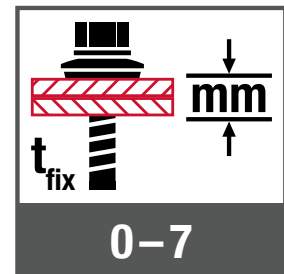
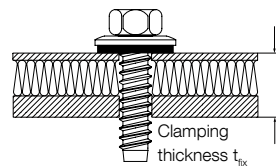
Therefore:

- > The first thread turns of a self-tapping screw are **not** suitable for clamping.
- > For bi-met screws (JZ5), the screw tip consists of a hardened steel part. This part is used exclusively for the assembly process of the screw and must not be used for clamping.
- > The clamping thicknesses of the Self-tapping screws can be found in the tables on the product-specific pages.
- > The cutting off of screw points is not permitted!

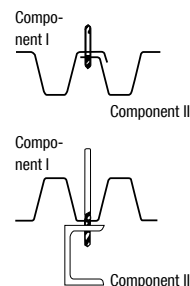
The required clamping thickness of a self-tapping screw is calculated from the material thickness of the components to be clamped. For this, the thicknesses of components I and II, any intermediate layer and additional elements (including sealing washers, storm washers and load distributors) must be added together. It should be noted that the sealing washer thickness for screws with a pre-assembled sealing washer is already taken into account when specifying the clamping thickness.

The component thicknesses from the respective technical approvals and assessments must be observed!

If you have any questions about the selection of the suitable screw length for your application, please contact our application technology department.



Icon for specifying the clamp thickness of a self-tapping screw



Determining the drill hole diameter

Aluminium sheet, aluminium extrusion profile F22 to F 25
($R_m \geq 220 \text{ N/mm}^2 \leq 290 \text{ N/mm}^2$)*

Component thickness t_{II} [mm]	up to 0.9	1.0–1.4	1.5–2.9	3.0–4.9	≥ 5.0
Drill hole diameter [mm]	4.0	4.0	4.5	5.0	5.3
EJOT screw type	JA \varnothing 6.5 / JB \varnothing 6.3			JZ \varnothing 6.3	

* When fastening profiled aluminium sheet (component I) to steel substructures (component II) the drill hole diameters from the chart for steel substructures apply

Steel substructures according to ETA-10/0200 or ETA-13/0177

Component thickness t_{II} [mm]	0.63	0.75	0.88	1.00	1.13	1.25	1.50	2x 0.75	2x 0.88	2x 1.00	1.25–1.9	2.0–5.9	6.0–6.9	≥ 7.0	1.5–5.9	6.0–7.9	8.0–9.9	≥ 10.0
Drill hole diameter [mm]	3.5	4.0	4.5	4.5	4.5	4.5	5.0	4.5	5.0	5.0	5.0	5.3	5.5	5.7	6.8	7.0	7.2	7.4
EJOT screw type	JA \varnothing 6.5 / JB \varnothing 6.3										JZ \varnothing 6.3			JZ \varnothing 8.0				

Self-tapping screw JZ5-6.3



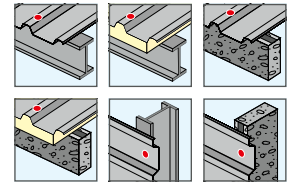
Application range

- > Fastening profiled steel sheets and sandwich panels to steel substructures
- > For high-strength steel substructures

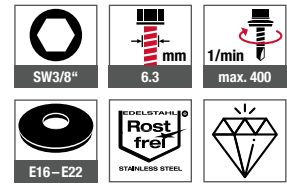
Properties

- > A2 stainless steel with hardened thread forming zone
- > Stainless steel sealing washer
- > Pre-assembled sealing washer

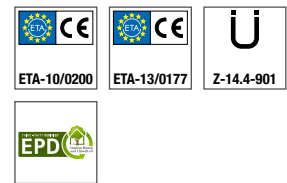
Applications



Technical specifications



Certifications



Cross references	page
Socket wrench insert AF3/8"	416
Cordless screwdriver	
ASCS 6.3	393
Orkan storm washers	148
Drill bit HSS	404
Drill hole chart	139

Product online



Order description	Length [mm]	Clamping thickness [mm]	PU [pieces]	Price/100 [EUR]	Article number	EAN
Sealing washer E16, Ø 16 mm						
JZ5-6.3x20 E16	20	0-9	500		3191011311	4061245073194
JZ5-6.3x25 E16	25	0-14	500		3191111311	4061245073224
JZ5-6.3x30 E16	30	0-19	500		3191211311	4061245073255
JZ5-6.3x40 E16	40	0-29	250		3191311311	4061245073286
JZ5-6.3x53 E16	53	0-41	250		3191411311	4061245073316
JZ5-6.3x63 E16	63	0-52	250		3191511311	4061245073347
JZ5-6.3x83 E16	83	21-72	250		3191611311	4061245073378
JZ5-6.3x93 E16	93	31-82	100		3191711311	4061245073408
JZ5-6.3x103 E16	103	41-92	100		3191811311	4061245074207
JZ5-6.3x113 E16	113	51-102	100		3191911311	4061245073460
JZ5-6.3x123 E16	123	61-112	100		3192011311	4061245073491
JZ5-6.3x133 E16	133	71-122	100		3192111311	4061245073521
JZ5-6.3x143 E16	143	81-132	100		3192211311	4061245076201
JZ5-6.3x153 E16	153	91-142	100		3192311311	4061245073552
JZ5-6.3x163 E16	163	101-152	100		3192411311	4061245073583
JZ5-6.3x183 E16	183	121-172	100		3192511311	4061245073613
JZ5-6.3x203 E16	203	141-192	100		3192611311	4061245073644
JZ5-6.3x223 E16	223	161-212	100		3192711311	4061245073675
JZ5-6.3x243 E16	243	181-232	100		3192811311	4061245073705
JZ5-6.3x263 E16	263	201-252	100		3192911311	4061245073736





Order description	Length [mm]	Clamping thickness [mm]	PU [pieces]	Price/100 [EUR]	Article number	EAN
Sealing washer E19, Ø 19 mm						
JZ5-6.3x20 E19	20	0–9	500		3191066311	4061245073200
JZ5-6.3x25 E19	25	0–14	500		3191166311	4061245073231
JZ5-6.3x30 E19	30	0–19	500		3191266311	4061245073262
JZ5-6.3x40 E19	40	0–29	250		3191366311	4061245073293
JZ5-6.3x53 E19	53	0–41	250		3191466311	4061245073323
JZ5-6.3x63 E19	63	0–52	100		3191566311	4061245073354
JZ5-6.3x83 E19	83	21–72	100		3191666311	4061245073385
JZ5-6.3x93 E19	93	31–82	100		3191766311	4061245073415
JZ5-6.3x103 E19	103	41–92	100		3191866311	4061245074221
JZ5-6.3x113 E19	113	51–102	100		3191966311	4061245073477
JZ5-6.3x123 E19	123	61–112	100		3192066311	4061245073507
JZ5-6.3x133 E19	133	71–122	100		3192166311	4061245073538
JZ5-6.3x143 E19	143	81–132	100		3192266311	4061245076218
JZ5-6.3x153 E19	153	91–142	100		3192366311	4061245073569
JZ5-6.3x163 E19	163	101–152	100		3192466311	4061245073590
JZ5-6.3x183 E19	183	121–172	100		3192566311	4061245073620
JZ5-6.3x203 E19	203	141–192	100		3192666311	4061245073651
JZ5-6.3x223 E19	223	161–212	100		3192766311	4061245073682
JZ5-6.3x243 E19	243	181–232	100		3192866311	4061245073712
JZ5-6.3x263 E19	263	201–252	100		3192966311	4061245073743
Sealing washer E22, Ø 22 mm						
JZ5-6.3x20 E22	20	0–9	500		3191013311	4061245073217
JZ5-6.3x25 E22	25	0–14	500		3191113311	4061245073248
JZ5-6.3x30 E22	30	0–19	500		3191213311	4061245073279
JZ5-6.3x40 E22	40	0–29	250		3191313311	4061245073309
JZ5-6.3x53 E22	53	0–41	250		3191413311	4061245073330
JZ5-6.3x63 E22	63	0–52	100		3191513311	4061245073361
JZ5-6.3x83 E22	83	21–72	100		3191613311	4061245073392
JZ5-6.3x93 E22	93	31–82	100		3191713311	4061245073422
JZ5-6.3x103 E22	103	41–92	100		3191813311	4061245074238
JZ5-6.3x113 E22	113	51–102	100		3191913311	4061245073484
JZ5-6.3x123 E22	123	61–112	100		3192013311	4061245073514
JZ5-6.3x133 E22	133	71–122	100		3192113311	4061245073545
JZ5-6.3x143 E22	143	81–132	100		3192213311	4061245076225
JZ5-6.3x153 E22	153	91–142	100		3192313311	4061245073576
JZ5-6.3x163 E22	163	101–152	100		3192413311	4061245073606
JZ5-6.3x183 E22	183	121–172	100		3192513311	4061245073637
JZ5-6.3x203 E22	203	141–192	100		3192613311	4061245073668
JZ5-6.3x223 E22	223	161–212	100		3192713311	4061245073699
JZ5-6.3x243 E22	243	181–232	100		3192813311	4061245073729
JZ5-6.3x263 E22	263	201–252	100		3192913311	4061245073750

Self-tapping screw JZ5-8.0



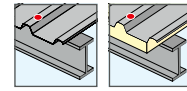
Application range

- > Fastening profiled steel sheets and sandwich panels to steel substructures
- > Suitable for replacing screws with diameter 5.5 mm and 6.3 mm

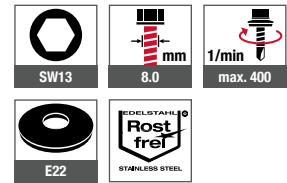
Properties

- > A2 stainless steel with hardened thread forming zone
- > Stainless steel sealing washer
- > Pre-assembled sealing washer

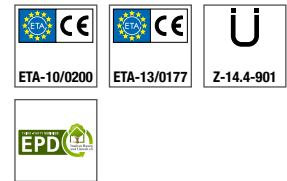
Applications



Technical specifications



Certifications



Cross references	page
Socket wrench insert AF3/8"	416
Cordless screwdriver	
ASCS 6.3	393
Orkan storm washers	148
Drill bit HSS	404
Drill hole chart	139

Product online



Order description	Length [mm]	Clamping thickness [mm]	PU [pieces]	Price/100 [EUR]	Article number	EAN
Sealing washer E22, Ø 22 mm						
JZ5-8.0x60 E22	60	0–43	250		3190653311	4061245062600
JZ5-8.0x80 E22	80	16–63	100		3190853311	4061245062617
JZ5-8.0x100 E22	100	36–83	100		3191053311	4061245062624
JZ5-8.0x150 E22	150	86–133	100		3191553311	4061245062631

Self-tapping screw JZ3-S-6.3



Cross references	page
Bit hexalobular TX 30	413
Cordless screwdriver	
ASCS 6.3	393
Drill bit HSS	404
Drill hole chart	139

Application range

- > For fixing metal sections, timber, treads, platforms and balcony slabs to steel or aluminium substructures

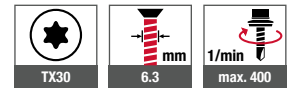
Properties

- > A2 stainless steel
- > Countersunk head


Applications



Technical specifications



Certifications



Product online



Order description	Length [mm]	PU [pieces]	Price/100 [EUR]	Article number	EAN
JZ3-S-6.3x19	19	500		3029400311	4061245018430
JZ3-S-6.3x25	25	500		3029500311	4061245018423
JZ3-S-6.3x35	35	500		3121700301	4061245017327
JZ3-S-6.3x64	64	250		3029600311	4061245018416

Self-tapping screw JA3-LT-4.9



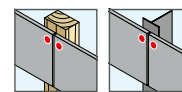
Application range

- > For fixing metal sections to timber or aluminium substructures ≤ 2 mm

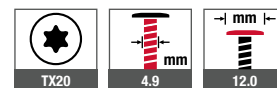
Properties

- > A2 stainless steel
- > Pan head
- > With full thread

Applications



Technical specifications



Certifications



Cross references

	page
Bit hexalobular TX	413
Cordless screwdriver	
ASCS 6.3	393
Drill bit HSS	404

Product online



Order description	Length [mm]	PU [pieces]	Price/100 [EUR]	Article number	EAN
JA3-LT-4.9x25	25	500		3233200312	4061245016672
JA3-LT-4.9x38	38	500		5000638300	4061245014906

Self-tapping screw JA3-S-6.5



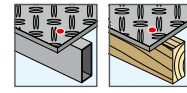
Application range

- > For fixing metal sections to timber substructures, aluminium substructures ≤ 3 mm or steel substructures ≤ 2 mm
- > For fixing treads, platform and balcony slabs to timber or aluminium substructures

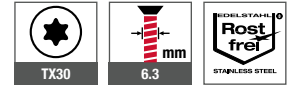
Properties

- > A2 stainless steel
- > Countersunk head
- > With full thread

Applications



Technical specifications



Certifications



Product online



Cross references	page
Bit hexalobular TX 30	413
Cordless screwdriver	
ASCS 6.3	393
Drill bit HSS	404
Drill hole chart	139

Order description	Length [mm]	PU [pieces]	Price/100 [EUR]	Article number	EAN
JA3-S-6.5x35	35	500		3029800311	4061245018409

Self-tapping screw JB3-7.2



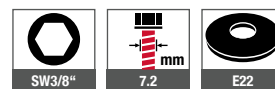
Application range

- > Repair screw for covering faulty drill holes

Properties

- > A2 stainless steel
- > Stainless steel sealing washer
- > Pre-assembled sealing washer

Technical specifications



Cross references

	page
Socket wrench insert SW3/8"	416
Cordless screwdriver	
ASCS 6.3	393
Drill bit HSS	404


Product online



Certifications



Order description	Length [mm]	PU [pieces]	Price/100 [EUR]	Article number	EAN
Sealing washer E22, Ø 22 mm					
JB3-7.2x19 E22	19	100		3189113311	4061245016689



Timber Construction

Industrial Lightweight Construction

Solar

Flat Roofing

Rear-Ventilated Facades (VHF)

Anchoring Technology

Window and Glass Facade Technology

Interior Work

Mounting Elements for Attachments

ORKAN storm washers

Increased installation reliability, high form stability and optimum load transmission for crown fixings

Requirements

ORKAN storm washers are used for a consistent load distribution and load transmission of the crown fixing of trapezoidal profiled sheet or sandwich panel constructions. This is guaranteed by the pronounced reinforcement beads of the ORKAN storm washers.

As a so-called second insulation level, the storm washer permanently buffers the fixed size between upper substructure edge and screw head. The sheet metal crown is often slightly convex or concave. In order to compensate these tolerances, a soft closed-cell rubber is ideal. No bridging arises where moisture can enter up to the fastener shank and thus the inside of the building.

The permanent compression required for the lasting watertightness of this cellular rubber is minimal and the deformation of a thin-walled trapezoidal profiled sheet can be prevented during installation.

Installation reliability

EJOT ORKAN storm washers also promote to a reliable installation because the installer can use them as a plate drill jig when placing the storm washer. It always hits the middle of the crown. Furthermore, the surface of the profile element is protected against scratches during the fastening process.

The ORKAN storm washer provides an increased clamping force on the component, without plastic deformation. The increased load due to the use of EJOT ORKAN storm washers is documented in various building authorities test certificates (type statistics) for trapezoidal aluminium profiles.

Note

Please note that we can only accept warranty and liability claims regarding EJOT ORKAN storm washers when used in combination with EJOT screws. If you have any questions in this regard, please do not hesitate to contact us. Thank you for your understanding.

Special storm washers

Version	Costs /	MSRP [EUR]
All storm washers not mentioned in the catalogue (colour and/or shape) are special storm washers	100 pcs.	

Selection guide

Our application engineering will gladly assist you in selecting the right storm washer.

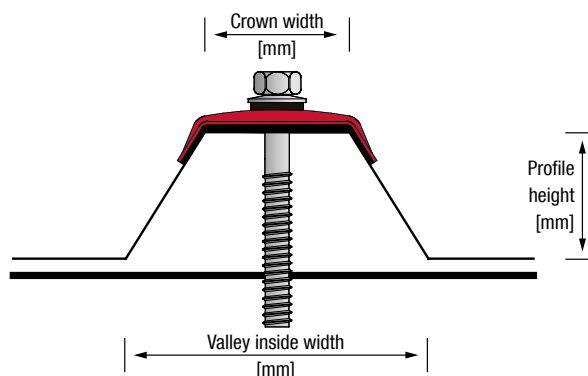
We only need the following three values:

- > Top flange width [mm]
- > Profile height [mm]
- > Valley inside width [mm]

Reply

Please tell us the three values:

F +49 2752 908-731
construction@ejot.com



ORKAN storm washer trapezoidal



Cross references page

Self-drilling screw JF3-Plus-6,8	100
Self-drilling screw JT3-2-6,5	108
Self-drilling screw JT3-6-5,5	110
Self-drilling screw JT3-12-5,5	114
Self-drilling screw JT3-18-5,5	117
Self-tapping screw JZ5-6,3	140

Application range

- > Crown fixing of trapezoidal sheets and sandwich panels
- > Crown fixing of light diffusing panels

Properties

- > Optimised reinforcement beads
- > Secure waterproofing
- > Aluminium alloy mill finish, coloured (RAL)

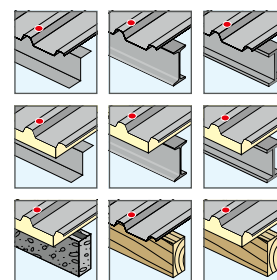
Advantages

- > Increased installation reliability
- > High dimensional stability
- > Optimum load transmission
- > Sophisticated fastening system in combination with self-drilling and self-tapping screws

Note

Only use screws with 16 mm and 19 mm washer diameter. For determination of the clamp thickness please take the storm washer into account with 3 mm. The guidelines and installation instructions given by the profile and panel manufacturer are to be observed. Storm washers which are not mentioned are special storm washers. Please note surcharges. Storm washers are to be stored in a dry place until installation.

Applications



Technical specifications



Certifications



Product online



Order description	Width of storm washer [mm]	Inclination angle [°]	Crown width [mm]	PU [pieces]	Price/100 [EUR]	Article number	EAN
ORKAN storm washer 20-34 mill finish	20	34	19	500		3046700110	4061245018355
ORKAN storm washer 20-34 mill finish VE100	20	34	19	100		3076700110	4061245082202
ORKAN storm washer 20-34 alu stucco	20	34	19	500		3046700119	4061245041230
ORKAN storm washer 20-34 alu stucco VE100	20	34	19	100		3076700119	4061245082219
ORKAN storm washer 20-34 alu-RAL 7016	20	34	19	500		3046725119	4061245041223
ORKAN storm washer 20-34 alu-RAL 7016 VE100	20	34	19	100		3076725119	4061245082226
ORKAN storm washer 20-34 alu-RAL 8004	20	34	19	500		3052034043	4061245029733
ORKAN storm washer 20-34 alu-RAL 8004 VE100	20	34	19	100		3072034043	4061245082233
ORKAN storm washer 20-34 alu-RAL 8012	20	34	19	500		3046740119	4061245030265
ORKAN storm washer 20-34 alu-RAL 8012 VE100	20	34	19	100		3076740119	4061245082240
ORKAN storm washer 20-34 alu-RAL 9007	20	34	19	500		3052034220	4061245029719
ORKAN storm washer 20-34 alu-RAL 9007 VE100	20	34	19	100		3072034220	4061245082257
ORKAN storm washer 21-16 mill finish	21	16	20	500		3046600110	4061245018362
ORKAN storm washer 21-16 mill finish VE100	21	16	20	100		3076600110	4061245082264
ORKAN storm washer 21-16 alu-RAL 3009	21	16	20	500		3046657119	4061245030340
ORKAN storm washer 21-16 alu-RAL 3009 VE100	21	16	20	100		3076657119	4061245082271
ORKAN storm washer 21-16 alu-RAL 7016	21	16	20	500		3052116025	4061245029702
ORKAN storm washer 21-16 alu-RAL 7016 VE100	21	16	20	100		3072116025	4061245082288
ORKAN storm washer 21-16 alu-RAL 7035	21	16	20	500		3046675119	4061245030333
ORKAN storm washer 21-16 alu-RAL 7035 VE100	21	16	20	100		3076675119	4061245082295
ORKAN storm washer 21-16 alu-RAL 7037	21	16	20	500		3052116225	4061245041193
ORKAN storm washer 21-16 alu-RAL 7037 VE100	21	16	20	100		3072116225	4061245082301



ORKAN storm washertrapezoidal profile

Order description	Width of storm washer [mm]	Inclination angle [°]	Crown width [mm]	PU [pieces]	Price/100 [EUR]	Article number	EAN
ORKAN storm washer 21-16 alu-RAL 8004	21	16	20	500		3052116043	4061245029696
ORKAN storm washer 21-16 alu-RAL 8004 VE100	21	16	20	100		3072116043	4061245082318
ORKAN storm washer 21-16 alu-RAL 8012	21	16	20	500		3046640119	4061245030357
ORKAN storm washer 21-16 alu-RAL 8012 VE100	21	16	20	100		3076640119	4061245082325
ORKAN storm washer 21-16 alu-RAL 9002	21	16	20	500		3046682119	4061245030326
ORKAN storm washer 21-16 alu-RAL 9002 VE100	21	16	20	100		3076682119	4061245082332
ORKAN storm washer 21-16 alu-RAL 9006	21	16	20	500		3046684119	4061245030319
ORKAN storm washer 21-16 alu-RAL 9006 VE100	21	16	20	100		3076684119	4061245082349
ORKAN storm washer 21-16 alu-RAL 9007	21	16	20	500		3052116220	4061245029672
ORKAN storm washer 21-16 alu-RAL 9007 VE100	21	16	20	100		3072116220	4061245082356
ORKAN storm washer 21-25 mill finish	21	25	20	500		3052125000	4061245018270
ORKAN storm washer 21-25 mill finish VE100	21	25	20	100		3072125000	4061245046266
ORKAN storm washer 21-25 alu-RAL 3009	21	25	20	500		3052125057	4061245029627
ORKAN storm washer 21-25 alu-RAL 3009 VE100	21	25	20	100		3072125057	4061245061641
ORKAN storm washer 21-25 alu-RAL 7016	21	25	20	500		3052125025	4061245029658
ORKAN storm washer 21-25 alu-RAL 7016 VE100	21	25	20	100		3072125025	4061245018140
ORKAN storm washer 21-25 alu-RAL 8004	21	25	20	500		3052125043	4061245029634
ORKAN storm washer 21-25 alu-RAL 8004 VE100	21	25	20	100		3072125043	4061245082363
ORKAN storm washer 21-25 alu-RAL 8012	21	25	20	500		3052125040	4061245029641
ORKAN storm washer 21-25 alu-RAL 8012 VE100	21	25	20	100		3072125040	4061245018133
ORKAN storm washer 21-25 alu-RAL 9002	21	25	20	500		3052125082	4061245029597
ORKAN storm washer 21-25 alu-RAL 9002 VE100	21	25	20	100		3072125082	4061245044972
ORKAN storm washer 21-25 alu-RAL 9006	21	25	20	500		3052125084	4061245029580
ORKAN storm washer 21-25 alu-RAL 9006 VE100	21	25	20	100		3072125084	4061245044989
ORKAN storm washer 21-25 alu-RAL 9007	21	25	20	500		3052125220	4061245029573
ORKAN storm washer 21-25 alu-RAL 9007 VE100	21	25	20	100		3072125220	4061245082370
ORKAN storm washer 23-33 mill finish	23	33	22	500		3052333000	4061245018263
ORKAN storm washer 23-33 mill finish VE100	23	33	22	100		3072333000	4061245046280
ORKAN storm washer 23-33 alu-RAL 7016	23	33	22	500		3052333025	4061245058078
ORKAN storm washer 23-33 alu-RAL 7016 VE100	23	33	22	100		3072333025	4061245061658
ORKAN storm washer 23-33 alu-RAL 9002	23	33	22	500		3052333082	4061245058030
ORKAN storm washer 23-33 alu-RAL 9002 VE100	23	33	22	100		3072333082	4061245061665
ORKAN storm washer 23-33 alu-RAL 9006	23	33	22	500		3052333084	4061245041186
ORKAN storm washer 23-33 alu-RAL 9006 VE100	23	33	22	100		3072333084	4061245046297
ORKAN storm washer 26-15 mill finish	26	15	25	500		3046900110	4061245018348
ORKAN storm washer 26-15 mill finish VE100	26	15	25	100		3076900110	4061245044996
ORKAN storm washer 26-15 alu-RAL 3000	26	15	25	500		3052615087	4061245029429
ORKAN storm washer 26-15 alu-RAL 3000 VE100	26	15	25	100		3072615087	4061245061672
ORKAN storm washer 26-15 alu-RAL 3009	26	15	25	500		3046957119	4061245030128
ORKAN storm washer 26-15 alu-RAL 3009 VE100	26	15	25	100		3076957119	4061245017914
ORKAN storm washer 26-15 alu-RAL 7016	26	15	25	500		3052615025	4061245029504
ORKAN storm washer 26-15 alu-RAL 7016 VE100	26	15	25	100		3072615025	4061245018126
ORKAN storm washer 26-15 alu-RAL 7035	26	15	25	500		3052615075	4061245029443
ORKAN storm washer 26-15 alu-RAL 7035 VE100	26	15	25	100		3072615075	4061245046327
ORKAN storm washer 26-15 alu-RAL 8004	26	15	25	500		3052615043	4061245029474
ORKAN storm washer 26-15 alu-RAL 8004 VE100	26	15	25	100		3072615043	4061245045009
ORKAN storm washer 26-15 alu-RAL 8011	26	15	25	500		3046978119	4061245030104
ORKAN storm washer 26-15 alu-RAL 8011 VE100	26	15	25	100		3076978119	4061245046334
ORKAN storm washer 26-15 alu-RAL 8012	26	15	25	500		3046940119	4061245030135

Timber Construction
Industrial Lightweight Construction
Solar
Flat Roofing
Rear-Ventilated Facades (VHF)
Anchoring Technology
Window and Glass Facade Technology
Interior Work
Mounting Elements for Attachments
Machinery, Spare Parts, Tools





Order description	Width of storm washer [mm]	Inclination angle [°]	Crown width [mm]	PU [pieces]	Price/100 [EUR]	Article number	EAN
ORKAN storm washer 26-15 alu-RAL 8012 VE100	26	15	25	100		3076940119	4061245017921
ORKAN storm washer 26-15 alu-RAL 8014	26	15	25	500		3052615079	4061245029436
ORKAN storm washer 26-15 alu-RAL 8014 VE100	26	15	25	100		3072615079	4061245073774
ORKAN storm washer 26-15 alu-RAL 9002	26	15	25	500		3046982119	4061245030098
ORKAN storm washer 26-15 alu-RAL 9002 VE100	26	15	25	100		3076982119	4061245017907
ORKAN storm washer 26-15 alu-RAL 9006	26	15	25	500		3046984119	4061245030081
ORKAN storm washer 26-15 alu-RAL 9006 VE100	26	15	25	100		3076984119	4061245017891
ORKAN storm washer 26-15 alu-RAL 9007	26	15	25	500		3052615220	4061245029399
ORKAN storm washer 26-15 alu-RAL 9007 VE100	26	15	25	100		3072615220	4061245018119
ORKAN storm washer 26-27 mill finish	26	27	25	500		3047000110	4061245018331
ORKAN storm washer 26-27 mill finish VE100	26	27	25	100		3077000110	4061245017884
ORKAN storm washer 26-27 alu stucco	26	27	25	500		3047000119	4061245041216
ORKAN storm washer 26-27 alu stucco VE100	26	27	25	100		3077000119	4061245046341
ORKAN storm washer 26-27 alu-RAL 2001	26	27	25	500		3052627204	4061245029344
ORKAN storm washer 26-27 alu-RAL 2001 VE100	26	27	25	100		3072627204	4061245073781
ORKAN storm washer 26-27 alu-RAL 3000	26	27	25	500		3047087119	4061245029887
ORKAN storm washer 26-27 alu-RAL 3000 VE100	26	27	25	100		3077087119	4061245046365
ORKAN storm washer 26-27 alu-RAL 3009	26	27	25	500		3047057119	4061245029986
ORKAN storm washer 26-27 alu-RAL 3009 VE100	26	27	25	100		3077057119	4061245017846
ORKAN storm washer 26-27 alu-RAL 6005	26	27	25	500		3052627243	4061245029306
ORKAN storm washer 26-27 alu-RAL 6005 VE100	26	27	25	100		3072627243	4061245018096
ORKAN storm washer 26-27 alu-RAL 6011	26	27	25	500		3047066119	4061245029955
ORKAN storm washer 26-27 alu-RAL 6011 VE100	26	27	25	100		3077066119	4061245045108
ORKAN storm washer 26-27 alu-RAL 7016	26	27	25	500		3047025119	4061245030036
ORKAN storm washer 26-27 alu-RAL 7016 VE100	26	27	25	100		3077025119	4061245017877
ORKAN storm washer 26-27 alu-RAL 7035	26	27	25	500		3047075119	4061245029948
ORKAN storm washer 26-27 alu-RAL 7035 VE100	26	27	25	100		3077075119	4061245045115
ORKAN storm washer 26-27 alu-RAL 8004	26	27	25	500		3047043119	4061245030005
ORKAN storm washer 26-27 alu-RAL 8004 VE100	26	27	25	100		3077043119	4061245017853
ORKAN storm washer 26-27 alu-RAL 8011	26	27	25	500		3047078119	4061245029931
ORKAN storm washer 26-27 alu-RAL 8011 VE100	26	27	25	100		3077078119	4061245017839
ORKAN storm washer 26-27 alu-RAL 8012	26	27	25	500		3047040119	4061245030012
ORKAN storm washer 26-27 alu-RAL 8012 VE100	26	27	25	100		3077040119	4061245017860
ORKAN storm washer 26-27 alu-RAL 8014	26	27	25	500		3047079119	4061245029924
ORKAN storm washer 26-27 alu-RAL 8014 VE100	26	27	25	100		3077079119	4061245045122
ORKAN storm washer 26-27 alu-RAL 9002	26	27	25	500		3047082119	4061245029917
ORKAN storm washer 26-27 alu-RAL 9002 VE100	26	27	25	100		3077082119	4061245017822
ORKAN storm washer 26-27 alu-RAL 9006	26	27	25	500		3047084119	4061245029900
ORKAN storm washer 26-27 alu-RAL 9006 VE100	26	27	25	100		3077084119	4061245017815
ORKAN storm washer 26-27 alu-RAL 9007	26	27	25	500		3052627220	4061245029313
ORKAN storm washer 26-27 alu-RAL 9007 VE100	26	27	25	100		3072627220	4061245018102
ORKAN storm washer 26-27 alu-RAL 9010	26	27	25	500		3047085119	4061245029894
ORKAN storm washer 26-27 alu-RAL 9010 VE100	26	27	25	100		3077085119	4061245046822
ORKAN storm washer 26-34 mill finish	26	34	25	500		3052634000	4061245018256
ORKAN storm washer 26-34 mill finish VE100	26	34	25	100		3072634000	4061245046372
ORKAN storm washer 26-34 alu-RAL 7016	26	34	25	500		3052634025	4061245029290
ORKAN storm washer 26-34 alu-RAL 7016 VE100	26	34	25	100		3072634025	4061245045139
ORKAN storm washer 26-34 alu-RAL 8004	26	34	25	500		3052634043	4061245029276
ORKAN storm washer 26-34 alu-RAL 8004 VE100	26	34	25	100		3072634043	4061245046389



ORKAN storm washertrapezoidal profile

Timber Construction
Industrial Lightweight Construction
Solar
Flat Roofing
Rear-Ventilated Facades (VHF)
Anchoring Technology
Window and Glass Facade Technology
Interior Work
Mounting Elements for Attachments
Machinery, Spare Parts, Tools



Order description	Width of storm washer [mm]	Inclination angle [°]	Crown width [mm]	PU [pieces]	Price/100 [EUR]	Article number	EAN
ORKAN storm washer 26-34 alu-RAL 8012	26	34	25	500		3052634040	4061245029283
ORKAN storm washer 26-34 alu-RAL 8012 VE100	26	34	25	100		3072634040	4061245046396
ORKAN storm washer 26-34 alu-RAL 9002	26	34	25	500		3052634082	4061245029238
ORKAN storm washer 26-34 alu-RAL 9002 VE100	26	34	25	100		3072634082	4061245046402
ORKAN storm washer 26-34 alu-RAL 9006	26	34	25	500		3052634084	4061245029221
ORKAN storm washer 26-34 alu-RAL 9006 VE100	26	34	25	100		3072634084	4061245061689
ORKAN storm washer 26-34 alu-RAL 9007	26	34	25	500		3052634220	4061245029177
ORKAN storm washer 26-34 alu-RAL 9007 VE100	26	34	25	100		3072634220	4061245061696
ORKAN storm washer 26-50 mill finish	26	50	25	500		3052650000	4061245018249
ORKAN storm washer 26-50 mill finish VE100	26	50	25	100		3072650000	4061245046419
ORKAN storm washer 26-50 alu-RAL 7016	26	50	25	500		3052650025	4061245029153
ORKAN storm washer 26-50 alu-RAL 7016 VE100	26	50	25	100		3072650025	4061245045153
ORKAN storm washer 26-50 alu-RAL 8004	26	50	25	500		3052650043	4061245029122
ORKAN storm washer 26-50 alu-RAL 8004 VE100	26	50	25	100		3072650043	4061245046426
ORKAN storm washer 26-50 alu-RAL 8012	26	50	25	500		3052650040	4061245029139
ORKAN storm washer 26-50 alu-RAL 8012 VE100	26	50	25	100		3072650040	4061245061702
ORKAN storm washer 31-31 mill finish	31	31	30	500		3053132000	4061245018225
ORKAN storm washer 31-31 mill finish VE100	31	31	30	100		3073132000	4061245082387
ORKAN storm washer 31-31 alu-RAL 7016	31	31	30	500		3053131025	4061245028934
ORKAN storm washer 31-31 alu-RAL 7016 VE100	31	31	30	100		3073131025	4061245082394
ORKAN storm washer 31-31 alu-RAL 8012	31	31	30	500		3053131040	4061245028927
ORKAN storm washer 31-31 alu-RAL 8012 VE100	31	31	30	100		3073131040	4061245082400
ORKAN storm washer 31-37 mill finish	31	37	30	500		3045900110	4061245082417
ORKAN storm washer 31-37 mill finish VE100	31	37	30	100		3075900110	4061245046464
ORKAN storm washer 31-37 alu-RAL 7016	31	37	30	500		3045925119	4061245082424
ORKAN storm washer 31-37 alu-RAL 7016 VE100	31	37	30	100		3075925119	4061245061719
ORKAN storm washer 31-37 alu-RAL 8004	31	37	30	500		3045943119	4061245082431
ORKAN storm washer 31-37 alu-RAL 8004 VE100	31	37	30	100		3075943119	4061245073798
ORKAN storm washer 31-37 alu-RAL 8012	31	37	30	500		3045940119	4061245082448
ORKAN storm washer 31-37 alu-RAL 8012 VE100	31	37	30	100		3075940119	4061245046488
ORKAN storm washer 31-37 alu-RAL 9002	31	37	30	500		3045982119	4061245082455
ORKAN storm washer 31-37 alu-RAL 9002 VE100	31	37	30	100		3075982119	4061245073804
ORKAN storm washer 31-37 alu-RAL 9006	31	37	30	500		3045984119	4061245082462
ORKAN storm washer 31-37 alu-RAL 9006 VE100	31	37	30	100		3075984119	4061245073811
ORKAN storm washer 32-25 mill finish	32	25	31	500		3053124000	4061245082479
ORKAN storm washer 32-25 mill finish VE100	32	25	31	100		3073124000	4061245082486
ORKAN storm washer 32-25 RAL 3000	32	25	31	500		3053124087	4061245084510
ORKAN storm washer 32-25 RAL 3000 VE 100	32	25	31	100		3073124087	4061245093086
ORKAN storm washer 32-25 alu-RAL 3009	32	25	31	500		3053124057	4061245082493
ORKAN storm washer 32-25 alu-RAL 3009 VE100	32	25	31	100		3073124057	4061245082509
ORKAN storm washer 32-25 alu-RAL 7016	32	25	31	500		3053124025	4061245082516
ORKAN storm washer 32-25 alu-RAL 7016 VE100	32	25	31	100		3073124025	4061245082523
ORKAN storm washer 32-25 alu-RAL 7035	32	25	31	500		3053124075	4061245082530
ORKAN storm washer 32-25 alu-RAL 7035 VE100	32	25	31	100		3073124075	4061245082547
ORKAN storm washer 32-25 alu-RAL 8004	32	25	31	500		3053225043	4061245028705
ORKAN storm washer 32-25 alu-RAL 8004 VE100	32	25	31	100		3073225043	4061245082554
ORKAN storm washer 32-25 alu-RAL 8012	32	25	31	500		3053124040	4061245082561
ORKAN storm washer 32-25 alu-RAL 8012 VE100	32	25	31	100		3073124040	4061245082578
ORKAN storm washer 32-25 alu-RAL 8014	32	25	31	500		3053124079	4061245082585





Order description	Width of storm washer [mm]	Inclination angle [°]	Crown width [mm]	PU [pieces]	Price/100 [EUR]	Article number	EAN
ORKAN storm washer 32-25 alu-RAL 8014 VE100	32	25	31	100		3073124079	4061245082592
ORKAN storm washer 32-25 alu-RAL 9002	32	25	31	500		3053124082	4061245082608
ORKAN storm washer 32-25 alu-RAL 9002 VE100	32	25	31	100		3073124082	4061245082615
ORKAN storm washer 32-25 alu-RAL 9006	32	25	31	500		3053124084	4061245082622
ORKAN storm washer 32-25 alu-RAL 9006 VE100	32	25	31	100		3073124084	4061245082639
ORKAN storm washer 32-25 alu-RAL 9007	32	25	31	500		3053124220	4061245082646
ORKAN storm washer 32-25 alu-RAL 9007 VE100	32	25	31	100		3073124220	4061245082653
ORKAN storm washer 32-25 alu-RAL 9010	32	25	31	500		3053124085	4061245084503
ORKAN storm washer 32-25 alu-RAL 9010 VE100	32	25	31	100		3073124085	4061245093093
ORKAN storm washer 35-47 mill finish	35	47	34	500		3053547000	4061245018195
ORKAN storm washer 35-47 mill finish VE100	35	47	34	100		3073547000	4061245046501
ORKAN storm washer 35-47 alu-RAL 7016	35	47	34	500		3053547025	4061245028477
ORKAN storm washer 35-47 alu-RAL 7016 VE100	35	47	34	100		3073547025	4061245018027
ORKAN storm washer 35-47 alu-RAL 8004	35	47	34	500		3053547043	4061245028453
ORKAN storm washer 35-47 alu-RAL 8004 VE100	35	47	34	100		3073547043	4061245046518
ORKAN storm washer 35-47 alu-RAL 8012	35	47	34	500		3053547040	4061245028460
ORKAN storm washer 35-47 alu-RAL 8012 VE100	35	47	34	100		3073547040	4061245018010
ORKAN storm washer 35-47 alu-RAL 9002	35	47	34	500		3053547082	4061245028385
ORKAN storm washer 35-47 alu-RAL 9002 VE100	35	47	34	100		3073547082	4061245018003
ORKAN storm washer 35-47 alu-RAL 9006	35	47	34	500		3053547084	4061245028378
ORKAN storm washer 35-47 alu-RAL 9006 VE100	35	47	34	100		3073547084	4061245046839
ORKAN storm washer 35-47 alu-RAL 9007	35	47	34	500		3053547220	4061245028347
ORKAN storm washer 35-47 alu-RAL 9007 VE100	35	47	34	100		3073547220	4061245093307
ORKAN storm washer 36-32 mill finish	36	32	35	500		3053632000	4061245074436
ORKAN storm washer 36-32 mill finish VE100	36	32	35	100		3073632000	4061245073828
ORKAN storm washer 36-32 alu-RAL 3009	36	32	35	500		3053632057	4061245075174
ORKAN storm washer 36-32 alu-RAL 3009 VE100	36	32	35	100		3073632057	4061245093314
ORKAN storm washer 36-32 alu-RAL 7016	36	32	35	500		3053632025	4061245075181
ORKAN storm washer 36-32 alu-RAL 7016 VE100	36	32	35	100		3073632025	4061245093321
ORKAN storm washer 36-32 alu-RAL 8004	36	32	35	500		3053632043	4061245073101
ORKAN storm washer 36-32 alu-RAL 8004 VE100	36	32	35	100		3073632043	4061245073835
ORKAN storm washer 36-32 alu-RAL 8012	36	32	35	500		3053632040	4061245073118
ORKAN storm washer 36-32 alu-RAL 8012 VE100	36	32	35	100		3073632040	4061245073842
ORKAN storm washer 36-32 alu-RAL 9002	36	32	35	500		3053632082	4061245073125
ORKAN storm washer 36-32 alu-RAL 9002 VE100	36	32	35	100		3073632082	4061245073859
ORKAN storm washer 36-40 mill finish	36	40	35	500		3053538000	4061245018201
ORKAN storm washer 36-40 mill finish VE100	36	40	35	100		3073538000	4061245082660
ORKAN storm washer 36-40 alu-RAL 6005	36	40	35	500		3053640243	4061245028262
ORKAN storm washer 36-40 alu-RAL 6005 VE100	36	40	35	100		3073640243	4061245093338
ORKAN storm washer 36-40 alu-RAL 7016	36	40	35	500		3053541025	4061245028552
ORKAN storm washer 36-40 alu-RAL 7016 VE100	36	40	35	100		3073541025	4061245082677
ORKAN storm washer 36-40 alu-RAL 8004	36	40	35	500		3053541043	4061245041162
ORKAN storm washer 36-40 alu-RAL 8004 VE100	36	40	35	100		3073541043	4061245082684
ORKAN storm washer 36-40 alu-RAL 8012	36	40	35	500		3053541040	4061245041179
ORKAN storm washer 36-40 alu-RAL 8012 VE100	36	40	35	100		3073541040	4061245082691
ORKAN storm washer 36-40 alu-RAL 9002	36	40	35	500		3053541082	4061245041155
ORKAN storm washer 36-40 alu-RAL 9002 VE100	36	40	35	100		3073541082	4061245082707
ORKAN storm washer 36-40 alu-RAL 9006	36	40	35	500		3053541084	4061245057835
ORKAN storm washer 36-40 alu-RAL 9006 VE100	36	40	35	100		3073541084	4061245082714



ORKAN storm washertrapezoidal profile

Timber Construction
Industrial Lightweight Construction
Solar
Flat Roofing
Rear-Ventilated Facades (V+V)
Anchoring Technology
Window and Glass Facade Technology
Interior Work
Mounting Elements for Attachments
Machinery, Spare Parts, Tools



Order description	Width of storm washer [mm]	Inclination angle [°]	Crown width [mm]	PU [pieces]	Price/100 [EUR]	Article number	EAN
ORKAN storm washer 41-16 mill finish	41	16	40	500		3046200110	4061245018379
ORKAN storm washer 41-16 mill finish VE100	41	16	40	100		3076200110	4061245045221
ORKAN storm washer 41-16 alu-RAL 7016	41	16	40	500		3046225119	4061245030524
ORKAN storm washer 41-16 alu-RAL 7016 VE100	41	16	40	100		3076225119	4061245045238
ORKAN storm washer 41-16 alu-RAL 8012	41	16	40	500		3046240119	4061245030494
ORKAN storm washer 41-16 alu-RAL 8012 VE100	41	16	40	100		3076240119	4061245045245
ORKAN storm washer 41-16 alu-RAL 9002	41	16	40	500		3046282119	4061245030425
ORKAN storm washer 41-16 alu-RAL 9002 VE100	41	16	40	100		3076282119	4061245017945
ORKAN storm washer 41-16 alu-RAL 9006	41	16	40	500		3046284119	4061245030418
ORKAN storm washer 41-16 alu-RAL 9006 VE100	41	16	40	100		3076284119	4061245045252
ORKAN storm washer 41-24 mill finish	41	24	40	500		3054124000	4061245067308
ORKAN storm washer 41-24 mill finish VE100	41	24	40	100		3074124000	4061245073873
ORKAN storm washer 41-24 alu-RAL 9002	41	24	40	500		3054124082	4061245074535
ORKAN storm washer 41-24 alu-RAL 9002 VE100	41	24	40	100		3074124082	4061245073880
ORKAN storm washer 41-32 mill finish	41	32	40	500		3049200110	4061245018300
ORKAN storm washer 41-32 mill finish VE100	41	32	40	100		3079200110	4061245017761
ORKAN storm washer 41-32 alu stucco	41	32	40	500		3049200119	4061245041209
ORKAN storm washer 41-32 alu stucco VE100	41	32	40	100		3079200119	4061245046563
ORKAN storm washer 41-32 alu-RAL 1015	41	32	40	500		3049291119	4061245029801
ORKAN storm washer 41-32 alu-RAL 1015 VE100	41	32	40	100		3079291119	4061245061726
ORKAN storm washer 41-32 alu-RAL 3000	41	32	40	500		3049287119	4061245029818
ORKAN storm washer 41-32 alu-RAL 3000 VE100	41	32	40	100		3079287119	4061245061733
ORKAN storm washer 41-32 alu-RAL 3003	41	32	40	500		3054132205	4061245028149
ORKAN storm washer 41-32 alu-RAL 3003 VE100	41	32	40	100		3074132205	4061245061740
ORKAN storm washer 41-32 alu-RAL 3009	41	32	40	500		3049257119	4061245029849
ORKAN storm washer 41-32 alu-RAL 3009 VE100	41	32	40	100		3079257119	4061245017723
ORKAN storm washer 41-32 alu-RAL 3011	41	32	40	500		3054132237	4061245041148
ORKAN storm washer 41-32 alu-RAL 3011 VE100	41	32	40	100		3074132237	4061245045269
ORKAN storm washer 41-32 alu-RAL 5010	41	32	40	500		3049260119	4061245029832
ORKAN storm washer 41-32 alu-RAL 5010 VE100	41	32	40	100		3079260119	4061245073897
ORKAN storm washer 41-32 alu-RAL 6005	41	32	40	500		3054132243	4061245028132
ORKAN storm washer 41-32 alu-RAL 6005 VE100	41	32	40	100		3074132243	4061245017983
ORKAN storm washer 41-32 alu-RAL 6011	41	32	40	500		3049266119	4061245025124
ORKAN storm washer 41-32 alu-RAL 6011 VE100	41	32	40	100		3079266119	4061245045276
ORKAN storm washer 41-32 alu-RAL 6020	41	32	40	500		3049234119	4061245025179
ORKAN storm washer 41-32 alu-RAL 6020 VE100	41	32	40	100		3079234119	4061245045283
ORKAN storm washer 41-32 alu-RAL 7016	41	32	40	500		3049225119	4061245025186
ORKAN storm washer 41-32 alu-RAL 7016 VE100	41	32	40	100		3079225119	4061245017754
ORKAN storm washer 41-32 alu-RAL 7035	41	32	40	500		3049275119	4061245025117
ORKAN storm washer 41-32 alu-RAL 7035 VE100	41	32	40	100		3079275119	4061245017716
ORKAN storm washer 41-32 alu-RAL 7037	41	32	40	500		3054132225	4061245057712
ORKAN storm washer 41-32 alu-RAL 7037 VE100	41	32	40	100		3074132225	4061245073903
ORKAN storm washer 41-32 alu-RAL 7042	41	32	40	500		3054132214	4061245057750
ORKAN storm washer 41-32 alu-RAL 7042 VE100	41	32	40	100		3074132214	4061245093345
ORKAN storm washer 41-32 alu-RAL 8004	41	32	40	500		3049243119	4061245025148
ORKAN storm washer 41-32 alu-RAL 8004 VE100	41	32	40	100		3079243119	4061245017730
ORKAN storm washer 41-32 alu-RAL 8011	41	32	40	500		3049278119	4061245025100
ORKAN storm washer 41-32 alu-RAL 8011 VE100	41	32	40	100		3079278119	4061245017709
ORKAN storm washer 41-32 alu-RAL 8012	41	32	40	500		3049240119	4061245025155
ORKAN storm washer 41-32 alu-RAL 8012 VE100	41	32	40	100		3079240119	4061245017747





Order description	Width of storm washer [mm]	Inclination angle [°]	Crown width [mm]	PU [pieces]	Price/100 [EUR]	Article number	EAN
ORKAN storm washer 41-32 alu-RAL 8014	41	32	40	500		3049279119	4061245025094
ORKAN storm washer 41-32 alu-RAL 8014 VE100	41	32	40	100		3079279119	4061245061757
ORKAN storm washer 41-32 alu-RAL 9002	41	32	40	500		3049282119	4061245025087
ORKAN storm washer 41-32 alu-RAL 9002 VE100	41	32	40	100		3079282119	4061245017693
ORKAN storm washer 41-32 alu-RAL 9006	41	32	40	500		3049284119	4061245025070
ORKAN storm washer 41-32 alu-RAL 9006 VE100	41	32	40	100		3079284119	4061245017686
ORKAN storm washer 41-32 alu-RAL 9007	41	32	40	500		3054132220	4061245024509
ORKAN storm washer 41-32 alu-RAL 9007 VE100	41	32	40	100		3074132220	4061245017990
ORKAN storm washer 41-32 alu-RAL 9010	41	32	40	500		3049285119	4061245025063
ORKAN storm washer 41-32 alu-RAL 9010 VE100	41	32	40	100		3079285119	4061245045290
ORKAN storm washer 41-39 mill finish	41	39	40	500		3054139000	4061245018188
ORKAN storm washer 41-39 mill finish VE100	41	39	40	100		3074139000	4061245041124
ORKAN storm washer 41-39 alu-RAL 3009	41	39	40	500		3054139057	4061245024448
ORKAN storm washer 41-39 alu-RAL 3009 VE100	41	39	40	100		3074139057	4061245046570
ORKAN storm washer 41-39 alu-RAL 7016	41	39	40	500		3054139025	4061245024493
ORKAN storm washer 41-39 alu-RAL 7016 VE100	41	39	40	100		3074139025	4061245017976
ORKAN storm washer 41-39 alu-RAL 7035	41	39	40	500		3054139075	4061245024400
ORKAN storm washer 41-39 alu-RAL 7035 VE100	41	39	40	100		3074139075	4061245093352
ORKAN storm washer 41-39 alu-RAL 8004	41	39	40	500		3054139043	4061245024462
ORKAN storm washer 41-39 alu-RAL 8004 VE100	41	39	40	100		3074139043	4061245045306
ORKAN storm washer 41-39 alu-RAL 8011	41	39	40	500		3054139078	4061245024394
ORKAN storm washer 41-39 alu-RAL 8011 VE100	41	39	40	100		3074139078	4061245045443
ORKAN storm washer 41-39 alu-RAL 8012	41	39	40	500		3054139040	4061245024479
ORKAN storm washer 41-39 alu-RAL 8012 VE100	41	39	40	100		3074139040	4061245017969
ORKAN storm washer 41-39 alu-RAL 9002	41	39	40	500		3054139082	4061245024370
ORKAN storm washer 41-39 alu-RAL 9002 VE100	41	39	40	100		3074139082	4061245017952
ORKAN storm washer 41-39 alu-RAL 9006	41	39	40	500		3054139084	4061245024363
ORKAN storm washer 41-39 alu-RAL 9006 VE100	41	39	40	100		3074139084	4061245045320
ORKAN storm washer 41-39 alu-RAL 9007	41	39	40	500		3054139220	4061245024318
ORKAN storm washer 41-39 alu-RAL 9007 VE100	41	39	40	100		3074139220	4061245045337
ORKAN storm washer 41-50 mill finish	41	50	40	500		3054150000	4061245018171
ORKAN storm washer 41-50 mill finish VE100	41	50	40	100		3074150000	4061245046587
ORKAN storm washer 41-50 steel uncoated	41	50	40	500		3054150610	4061245041131
ORKAN-Kalotte 41-50 steel uncoated VE100	41	50	40	100		3074150610	4061245073910
ORKAN storm washer 41-50 alu-RAL 7016	41	50	40	500		3054150025	4061245024295
ORKAN storm washer 41-50 alu-RAL 7016 VE100	41	50	40	100		3074150025	4061245046594
ORKAN storm washer 55-32 mill finish	55	32	54	400		3049500110	4061245018294
ORKAN storm washer 55-32 mill finish VE100	55	32	54	100		3079500110	4061245045344
ORKAN storm washer 55-32 alu-RAL 7016	55	32	54	400		3049525119	4061245025049
ORKAN storm washer 55-32 alu-RAL 7016 VE100	55	32	54	100		3079525119	4061245017679
ORKAN storm washer 55-32 alu-RAL 7035	55	32	54	400		3049575119	4061245024943
ORKAN storm washer 55-32 alu-RAL 7035 VE100	55	32	54	100		3079575119	4061245061764
ORKAN storm washer 55-32 alu-RAL 8012	55	32	54	400		3049540119	4061245025001
ORKAN storm washer 55-32 alu-RAL 8012 VE100	55	32	54	100		3079540119	4061245017662
ORKAN storm washer 55-32 alu-RAL 9002	55	32	54	400		3049582119	4061245024912
ORKAN storm washer 55-32 alu-RAL 9002 VE100	55	32	54	100		3079582119	4061245017655
ORKAN storm washer 55-32 alu-RAL 9006	55	32	54	400		3049584119	4061245024905
ORKAN storm washer 55-32 alu-RAL 9006 VE100	55	32	54	100		3079584119	4061245017648
ORKAN storm washer 55-32 alu-RAL 9007	55	32	54	400		3055532220	4061245024035
ORKAN storm washer 55-32 alu-RAL 9007 VE100	55	32	54	100		3075532220	4061245046600

ORKAN storm washer corrugated



Application range

- > Crown fixing of corrugated profile sheets
- > Crown fixing of light diffusing panels

Properties

- > Optimised reinforcement beads
- > Secure waterproofing
- > Aluminium alloy mill finish, coloured (RAL)

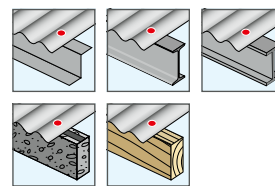
Advantages

- > Increased installation reliability
- > High dimensional stability
- > Optimum load transmission
- > Sophisticated fastening system in combination with self-drilling and self-tapping screws

Note

Only use screws with 16 mm and 19 mm washer diameter. For determination of the clamp thickness please take the storm washer into account with 3 mm. The guidelines and installation instructions given by the profile and panel manufacturer are to be observed. Storm washers which are not mentioned are special storm washers. Please note surcharges. Storm washers are to be stored in a dry place until installation

Applications



Technical specifications



Certifications



Cross references

	page
Self-drilling screw JF3-Plus-6.8	100
Self-drilling screw JT3-2-6,5	108
Self-drilling screw JT3-6-5,5	110
Self-drilling screw JT3-12-5,5	114
Self-drilling screw JT3-18-5,5	117
Self-tapping screw JZ5-6,3	140

Product online



Order description	Radius [mm]	For corrugated profile	Length [mm]	PU [pieces]	Price/100 [EUR]	Article number	EAN
ORKAN storm washer W24 mill finish	24	18/76	50	500		3047700110	4061245086101
ORKAN storm washer W24 mill finish VE100	24	18/76	50	100		3077700110	4061245082738
ORKAN storm washer W24 alu- RAL 3009	24	18/76	50	500		3047757119	4061245086149
ORKAN storm washer W24 alu-RAL 3009 VE100	24	18/76	50	100		3077757119	4061245082752
ORKAN storm washer W24 alu-RAL 7016	24	18/76	50	500		3047725119	4061245086118
ORKAN storm washer W24 alu-RAL 7016 VE100	24	18/76	50	100		3077725119	4061245082776
ORKAN storm washer W24 Alu- RAL 8004	24	18/76	50	500		3047743119	4061245086132
ORKAN storm washer W24 alu-RAL 8004 VE100	24	18/76	50	100		3077743119	4061245082790
ORKAN storm washer W24 Alu- RAL 8011	24	18/76	50	500		3047778119	4061245086156
ORKAN storm washer W24 alu-RAL 8011 VE100	24	18/76	50	100		3077778119	4061245082813
ORKAN storm washer W24 Alu- RAL 8012	24	18/76	50	500		3047740119	4061245086125
ORKAN storm washer W24 alu-RAL 8012 VE100	24	18/76	50	100		3077740119	4061245082837
ORKAN storm washer W24 Alu- RAL 9006	24	18/76	50	500		3047784119	4061245086163
ORKAN storm washer W24 alu-RAL 9006 VE100	24	18/76	50	100		3077784119	4061245082851
ORKAN storm washer W24 alu- RAL 9007	24	18/76	50	500		3050024220	4061245086170
ORKAN storm washer W24 alu-RAL 9007 VE100	24	18/76	50	100		3070024220	4061245082875
ORKAN storm washer W30 mill finish	30	27/111	50	500		3050030000	4061245084701
ORKAN storm washer W30 mill finish VE100	30	27/111	50	100		3070030000	4061245084763
ORKAN storm washer W30 alu-RAL 7016	30	27/111	50	500		3050030025	4061245084718
ORKAN storm washer W30 alu-RAL 7016 VE100	30	27/111	50	100		3070030025	4061245084770



Timber Construction
Industrial Lightweight Construction
Solar
Flat Roofing
Rear-Ventilated Facades (VHF)
Anchoring Technology
Window and Glass Facade Technology
Interior Work
Mounting Elements for Attachments
Machinery, Spare Parts, Tools



Order description	Radius [mm]	For corrugated profile	Length [mm]	PU [pieces]	Price/100 [EUR]	Article number	EAN
ORKAN storm washer W30 alu- RAL 9006	30	27/111	50	500		3050030084	4061245084725
ORKAN storm washer W30 alu-RAL 9006 VE100	30	27/111	50	100		3070030084	4061245084787
ORKAN storm washer W48 mill finish	48	42/160 + 55/177	50	500		3047400110	4061245082882
ORKAN storm washer W48 mill finish VE100	48	42/160 + 55/177	50	100		3077400110	4061245082905
ORKAN storm washer W48 alu-RAL 7016	48	42/160 + 55/177	50	500		3047425119	4061245082912
ORKAN storm washer W48 alu-RAL 7016 VE100	48	42/160 + 55/177	50	100		3077425119	4061245082929
ORKAN storm washer W48 alu- RAL 8004	48	42/160 + 55/177	50	500		3050048043	4061245082936
ORKAN storm washer W48 alu-RAL 8004 VE100	48	42/160 + 55/177	50	100		3070048043	4061245082943
ORKAN storm washer W48 alu- RAL 8012	48	42/160 + 55/177	50	500		3050048040	4061245082950
ORKAN storm washer W48 alu-RAL 8012 VE100	48	42/160 + 55/177	50	100		3070048040	4061245082967
ORKAN storm washer W48 alu- RAL 9006	48	42/160 + 55/177	50	500		3047484119	4061245082974
ORKAN storm washer W48 alu-RAL 9006 VE100	48	42/160 + 55/177	50	100		3077484119	4061245082981

Timber Construction

Industrial Lightweight Construction

Solar

Flat Roofing

Rear-Ventilated Facades (VHF)

Anchoring Technology

Window and Glass Facade Technology

Interior Work

Mounting Elements for Attachments

Machinery, Spare Parts, Tools

Selection guide for ORKAN storm washers

This list is not exhaustive. Profiles which are not listed or marked with asterisk * are available upon request.

Manufacturer	Profile description	Storm washer type	Manufacturer	Profile description	Storm washer type	
Alubel	alubel 28	41–32	Bieber	89/305	41–32	
	alubel 21	26–34		100/275	41–24*	
	alubel 40	41–32		106/250	41–16	
	alubel 44	31–31		110/333	41–16	
	Alutech Dach	26–27		135/310	41–24*	
Aluform	Aluform 20/125	41–32	Brucha	150/280	41–24*	
	Aluform 29/124	20–34		160/250	41–16	
	Aluform 30/153	26–34		170/250	41–16	
	Aluform 40/167	35–23*	DS Staalprofil	DP72/82/102/122/142/162/182/202	26–15	
	Aluform 42/250	31–31		DP-F	26–15	
	Aluform 45/150	26–27	Falk	DS 20/115	26–34	
	Aluform 45/200	41–24*		DS 35/190	41–39	
	Alutherm DT 900	26–27		DS 35/206	36–40	
	Alutherm DT 1000	31–31		DS Sinus 35/143	W 30	
	Arcelor	Corrugated sheet 18/76	W 24	Feilmeier	SISCOROOOF 4G	21–16
		Corrugated sheet 35/137	W 43		SISCOTEC ROOF 4G	21–16
		Corrugated sheet 55/177	W 48		FALK 1100 TR 3+	53–36
		A 35/207	35–47		FALK 1000/35 TR	53–36
AL 34/207		41–39	Finish Profiles	FALK 1000 TR	53–36	
B 35/207		41–16		EL 22/214	36–40	
39/333 T		26–27		EL 30/220	41–50	
AL 40/183		41–16		EL 35/207	41–32	
A 40/183		41–24*		EL 39/333/S	36–32*	
44/180		53–36		EL 40/183	41–16	
AL 45/150		26–27		EL 45/333/S	31–37	
50/262.5		46–43		EL 50/250	53–36*	
85/280		41–39		Corrugated sheet EL 18/76	W24	
100/275	41–24*	Dakprofil 18–76		W 24		
105/345	41–24*	Dakprofil 42–960	W 48			
106/250	41–16	Dakprofil 35–1000	41–24*			
Balex	Ondatherm 1001 TS	26–27	Fischer	Dakprofil 40–915	41–16	
	Ondafibre 3005 T	26–27		Dakprofil 50–1000	55–32	
	Agratherm 1001 TS	26–27		Dakprofil 58–945 KD	53–36*	
	Corrugated sheet 18/76	W24		Dakprofil 70R–800	53–18*	
	Balextherm-PV-R	26–27		35/207	41–32	
Bieber	20/125	41–32	40/183	41–16		
	30/262K	41–50	50/250	55–32		
	35/207	41–32	85/280	41–32		
	40/183/183 S	41–16	100/275	41–24*		
	50/250	41–39	135/310	41–24*		
	50/262	46–43*	150/280	41–24*		
	58/315K	53–36*	165/250	41–16		
70/200	53–18*	Sinus 18	W 24			
80/307	41–32	Sinus 27	W 30			





Selection guide for ORKAN storm washers

This list is not exhaustive. Profiles which are not listed or marked with asterisk * are available upon request.

Manufacturer	Profile description	Storm washer type	Manufacturer	Profile description	Storm washer type
Fischer	Sinus 42	W 48		KAS -18/76	W 24
	DL 70; 80; 100; 120; 140; 160	41 – 32		KAS -42/160	W 48
	20/220	41 – 50		KAS -55/177	W 48
Friedrich von Lien AG Weckmann	W-20/990	26 – 34	Klöckner	KAS -D 65 - 115	36 – 40
	W-20/1100	26 – 50		KAS -D 68	21 – 16
	W-35/1035	41 – 39		KAS -D 80	41 – 32
	W-45R/900	41 – 24*	Lattonedil	KAS -D 62 - 142	26 – 15
	W-45ER/1000	26 – 34		Isocopre	21 – 25
	W-155/840	41 – 24*		Eurocinque	21 – 25
	W-1/1064	W 24		Eurocopre	21 – 25
Hoesch Bausysteme	Hoesch Thermorock Dach	23 – 33	Laukien	35 – 207	41 – 32
	Hoesch Isodach RD	32 – 25		22 – 214	41 – 39
	T 35.1	41 – 39		20 – 75	26 – 34
	T 40.1	41 – 16	Lindab	45-333 S	26 – 27
	T 50.1	55 – 32		40 – 100	31 – 31
	T 85.1	41 – 32		50 – 250	41 – 39
	T 100.1	41 – 24*		18 / 76	W 24
	T 106.1	41 – 16	27 / 111	W 30	
	WP 18/76	W 24	42 / 160	W 48	
	WP 42/160	W 48	55 / 177	W 48	
	WP 27/111	W 30	Luxmetall	LP 20	26 – 34
Italpanelli	Penta 40	21 – 16		LP 35	41 – 32
	Jl 33.250.1000	23 – 33		LP 1100	26 – 45*
	Jl 45.333.1000	26 – 27	Sinus 18	W 24	
	Jl Vulcasteel Roof	26 – 34	Maas	LM40 250 1000	26 – 27
	Jl 35.207.1035	41 – 39		LM19 156 1094	26 – 45*
Jl 40.183.915	41 – 16	LM 27-111-1000		W 30	
Jl 50.250.1000	55 – 32	20-75		26 – 34	
Jl 56.317.945	53 – 42*	22-214	41 – 39		
Jl Roof 1000	26 – 27	35-207	41 – 32		
Jl Ecopaneel 1000	23 – 33	40-100	31 – 31		
Kingspan	KS 1000 RW	32 – 25	45-150	26 – 27	
	KS 1000 FF	23 – 33	45-333 S	26 – 27	
Klinger & Partner	35.207.1035	41 – 39	Metecno	50-250	41 – 39
	39.333.1000	26 – 34		Corrugated sheet 18-76	W24
Klöckner	KAS AL-20/125 A	41 – 32		Corrugated sheet 27-111	W30
	KAS AL-30/153 A	26 – 27		Corrugated sheet 55-177	W48
	KAS-35/207	41 – 32	Isopaneel	26 – 27	
	KAS AL-40/167 A	35 – 23*	G4	21 – 16	
	KAS-40/183	41 – 16	Hipertec Dach	21 – 16	
	KAS AL-45/200 A	41 – 24*	Hipertec Dach Sound	21 – 16	
	KAS-50/250	55 – 32	Toproof DG	20 – 34	
	KAS-85/280	41 – 39	SISCO	21 – 16	
KAS-89/305	41 – 32	Montana	SP 20	26 – 34	





Selection guide for ORKAN storm washers

This list is not exhaustive. Profiles which are not listed or marked with asterisk * are available upon request.

Manufacturer	Profile description	Storm washer type	Manufacturer	Profile description	Storm washer type	
Montana	SP 26	41-24*	O-Metal	Corrugated sheet 55.177	W48	
	SP 30	41-50		Corrugated sheet 27.111	W30	
	SP 35	41-32	Plannja	Plannja 19	26-45*	
	SP 40	41-16		Plannja 20-105	26-38*	
	SP 44	31-22*		Plannja 35	41-32	
	SP 45	41-32		Sinus 18	W24	
	SP 59	35-23*		Sinus 51	W48	
	SP 80	41-16		Plannja 20	36-40	
	MTD TL 65	35-23*		Plannja 60	41-16	
	MTD TL 85	35-23*		Plannja 30	31-37	
	MTD TL 105	35-23*		Plannja 45	41-39	
	MTD TL 125	35-23*		Polmetal	T18 DR	35-47
	MTD TL 145	35-23*	T20 M		35-47	
	SP 18/1064	W 24	T35 DR		41-32	
	SP 27/1000	W 30	T35 M		41-32	
SP 42/960	W 48	T35 E	41-32			
M-Profile KP	36-40	T40	41-39			
M 20/210; M 20KD/210	41-39	T45P	32-25			
M 35/207	41-39	T50P	46-43			
M 35.1/207	35-47	20/154	26-34*			
M 40/183	41-16	26/143	41-32			
M 40.1/183	41-24*	30/207	35-47			
M 40/333; M 40KD/333	26-27	30/220	41-50			
M 50/250	55-32	30 KD	41-50			
M 85/280	41-32	35/207	41-39			
M 100/275	41-24*	40/183	41-16			
M 150/280	41-24*	45/150	41-32			
M 160/250	41-16	45/333	32-25			
M 18/76; M 18.1/76	W 24	50/250	55-32			
M 27/111; M 27.1/111	W 30	58 KD	53-42*			
Münker	20,125/8	41-32	Proge	59/225	35-23*	
	20,136/8	31-45*		70/200	53-18*	
	25,280/3	41-16		80/277	41-16	
	25,268/4	26-38*		85/280	41-39	
	30,207/5	35-23*		89/305	41-32	
	30,153/7	26-34		100/275	41-24*	
	35,207/5	41-39		105/345	41-24*	
	40,183/5	41-16		106/250	41-16	
	40,250/4	26-27		Corrugated sheet 18/76	W 24	
	45,150/6	26-27		Corrugated sheet 27/111	W 30	
	45,333/3	26-27		Corrugated sheet 42/160	W 48	
	50,250/4	55-32		Corrugated sheet 55/177	W 48	
	50,262.5/4	46-43*		Romakowski	D62; D82; D102; D122; D142; D162; D182	26-15
	Corrugated sheet 18.76	W 24				
	O-Metal	20,125/8		41-32	Proge	59/225
20,136/8		31-45*	70/200	53-18*		
25,280/3		41-16	80/277	41-16		
25,268/4		26-38*	85/280	41-39		
30,207/5		35-23*	89/305	41-32		
30,153/7		26-34	100/275	41-24*		
35,207/5		41-39	105/345	41-24*		
40,183/5		41-16	106/250	41-16		
40,250/4		26-27	Corrugated sheet 18/76	W 24		
45,150/6		26-27	Corrugated sheet 27/111	W 30		
45,333/3	26-27	Corrugated sheet 42/160	W 48			
50,250/4	55-32	Corrugated sheet 55/177	W 48			
50,262.5/4	46-43*	Romakowski	D62; D82; D102; D122; D142; D162; D182	26-15		
Corrugated sheet 18.76	W 24					



Timber Construction
Industrial Lightweight Construction
Solar
Flat Roofing
Rear-Ventilated Facades (VHF)
Anchoring Technology
Window and Glass Facade Technology
Interior Work
Mounting Elements for Attachments
Machinery, Spare Parts, Tools



Selection guide for ORKAN storm washers

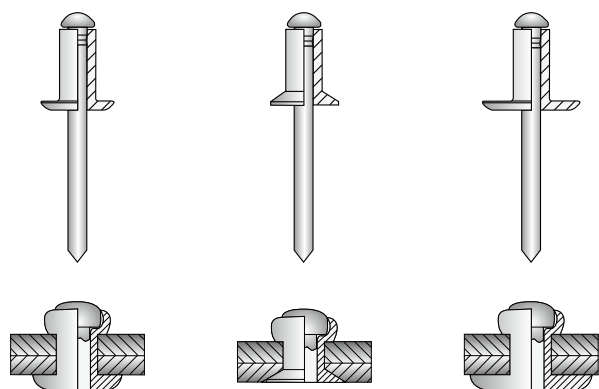
This list is not exhaustive. Profiles which are not listed or marked with asterisk * are available upon request.

Manufacturer	Profile description	Storm washer type	
Sab	19(KD)/1050	26–50	
	35R/1035	41–32	
	40R/915	41–16	
	50R/1000	55–32	
	70R/800	53–18*	
	85R/1120	41–39	
	89R/915	41–32	
	100R/825	41–24*	
	30KD/1050	41–50	
	45KD/1000	32–25	
	45KD/1000S	26–27	
	58KD/945	53–36*	
	Sab	65-75-95-115-135	36–40
		D 70.1000 TL	31–37
D 90.1000 TL		31–37	
D 110.1000 TL		31–37	
D 130.1000 TL		31–37	
D 135.1000 TL		36–40	
D 160.1000 TL		31–37	
18 / 988		W 24	
42 / 960		W 48	
27 / 1000		W 24	
Salzgitter	PS 35/207	41–32	
	PS 40/183	41–16	
	PS 50/250	55–32	
	PS 85/280	41–39	
	PS 100/275	41–24*	
Siegmetall	SIP D	41–32	
	S 18/76	W 24	
	S 35/207	35–47	
	40/183	41–16	
	40/333	26–27	
	50/250	55–32	
	CB 75/305	41–39	
85/280	41–32		
100/275	41–16		
Trimo	SNV	26–27	
	WU 20/125	41–32	
	WU 30/200	20–34	
Wurzer Profiliertechnik	WU 30D/207	35–47	
	WU 30W/207	35–47	
	WU 35/207	41–32	
	WU 40/183	41–16	
	WU 45/333	26–27	

Manufacturer	Profile description	Storm washer type
Wurzer Profiliertechnik	WU 50/250	55–32
	WU 80/307	41–32
	WU 100/275	41–24*
	WU 18/76	W 24
	WU 27/111	W 30
	WU 55/177	W 48

ECORIV® rivets

Open, closed or high-strength versions, multigrip or folding blind rivets, with flat, countersunk or large head and many more - there are virtually no limits to the range of available dimensions, types and versions.

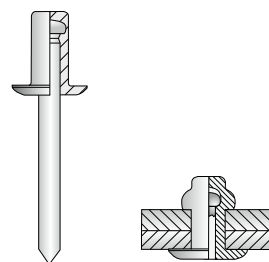


Standard blind rivet

Standard blind rivets are available with flat, countersunk or large head. The product range includes the versions and special types described in the DIN EN ISO 15977 to 15984 as well as 16582 and 16584. Special types are rivets with a functional principle according to the above-mentioned norms, but with deviations concerning certain dimensions, functional properties or material combinations.

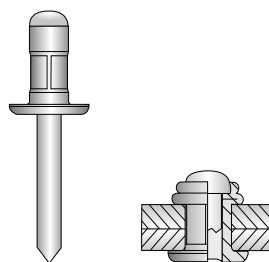
Closed-end rivets

Due to their cup-shaped rivet body, closed-end rivets are the experts for rainproof processing. Thanks to this special design, the remaining rivet mandrel is captive as well. Furthermore, the rivet forms an even, burr-free closing head and is thus particularly suitable for automated processing. Because of the mentioned features, the closed-end rivet is a preferred fastening element in the building industry.



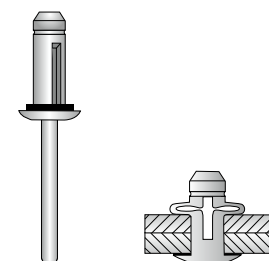
Multigrip rivets

The multigrip rivet can be clearly distinguished from a standard blind rivet by its specially stamped rivet shank. Its constructive design guarantees a number of outstanding functional properties. Nowadays, multigrip rivets are used in virtually every branch of industry, for example in the vehicle construction, air-conditioning technology or container and apparatus construction. Furthermore, the multigrip rivet is perfectly suitable as a repair rivet.



Folding blind rivets

The large-scale folding of the closing head of folding blind rivets ensures a uniform distribution of the occurring forces, as a result of which especially soft or brittle components are less heavily loaded. Folding blind rivets are used in all areas of industrial lightweight construction. Additionally, the joint is splash-water-protected thanks to the locking of the remaining rivet mandrel. The EJOT ECORIV® folding blind rivet features an assembled neoprene sealing ring.



Timber Construction
Industrial Lightweight Construction
Solar
Flat Roofing
Rear-Ventilated Facades (VHF)
Anchoring Technology
Window and Glass Facade Technology
Interior Work
Mounting Elements for Attachments
Machinery, Spare Parts, Tools

Operating principle (example: blind rivet)

Form-fitted riveted joint of several components

The two-part blind rivet consists of a rivet body which is mounted to a rivet mandrel. Only one side of the components which are to be connected must be accessible for processing. The blind rivet is installed by pulling back the mandrel with a special tool, whereupon the mandrel head penetrates into the rivet and expands the protruding material to a closing head.

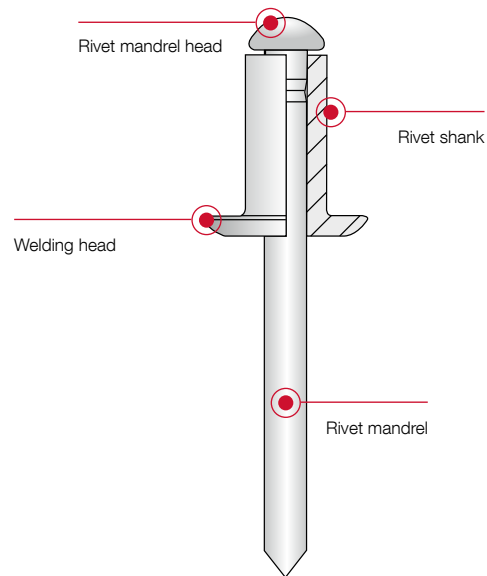
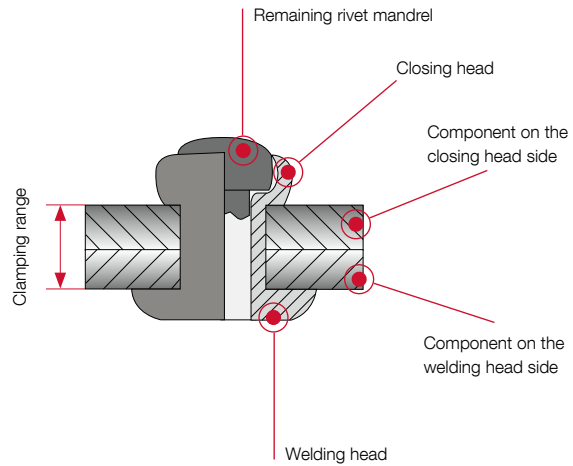
The rivet body is the element which creates the joint.

It is formed by the rivet mandrel and remains in the component non-detachably. The body geometry is selected based on

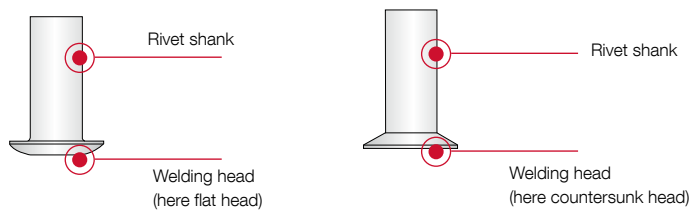
- > the expected mechanical loadings,
- > the corrosion requirements,
- > the design of the components,
- > the thermal stress and to some extent also
- > the optics (flat or countersunk head).

The rivet mandrel is necessary to form the rivet body.

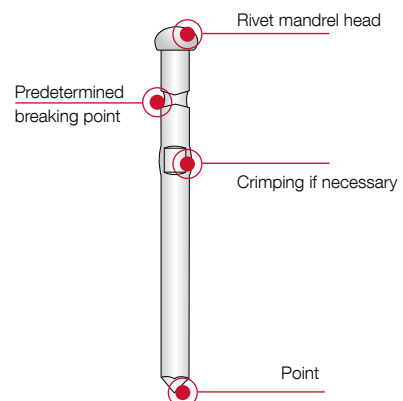
It is designed according to the body type and the requirements concerning the processing and functional properties. For some special rivet types, the rivet mandrel remaining in the joint after the installation is used to increase the shear force of the rivet.



Rivet body

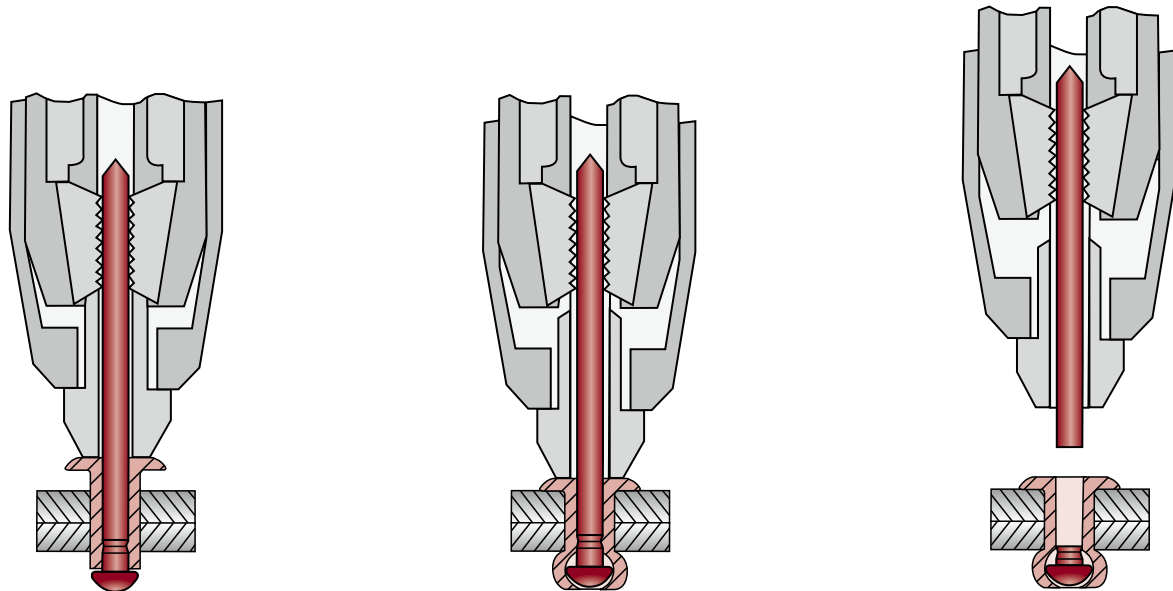


Rivet mandrel



Correct installation of rivets

Special tools are necessary to install blind rivets. The choice of tool depends on the type of rivet (Bulbtite nose piece, retaining or facade nose piece) and the amount of processing (hand riveter, lever riveter or battery riveter).



The installation process (example: battery riveter)

The mandrel of the blind rivet is set into the installation tool and then inserted into the rivet hole. The rivet mandrel is gripped and pulled with the clamping jaws by triggering the installation tool stroke. The rivet mandrel head thus deforms the shaft end of the rivet body.

The process is completed when the mandrel head reaches the height of the component surface. This position is connected with a strong force increase, at which the rivet mandrel tears off at its predetermined breaking point. The torn mandrel is removed, the residual rivet mandrel remains in the rivet.



Rivet mandrel and clamping jaws

Closed-end rivet ECORIV® aluminium/stainless steel



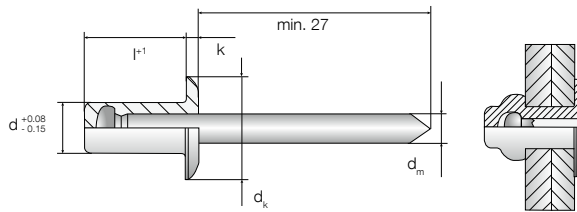
Cross references	page
Cordless riveter ECORIV	399
Drill bit HSS	404

Application range

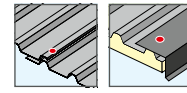
- > For side lap stitching of profiled sheets

Properties

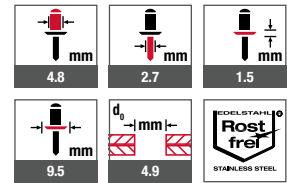
- > Rivet body made of aluminium (Al)
- > Mandrel made of stainless steel (E)
- > Captive locked
- > Flat head, closed
- > ETA-22/0641



Applications



Technical specifications



Product online



Order description	l-1 [mm]	Clamping thickness [mm]	PU [pieces]	Price/100 [EUR]	Article number	EAN
Closed-end rivet ECORIV AL/E 4.8x8.0	8.0	0.5–3.5	500		9334403000	4061245021690
Closed-end rivet ECORIV AL/E 4.8x9.5	9.5	3.0–5.0	500		9334404000	4061245021706
Closed-end rivet ECORIV AL/E 4.8x12.5	12.5	4.5–6.5	500		9334405000	4061245021713
Closed-end rivet ECORIV AL/E 4.8x14.0	14.0	7.5–9.5	500		9334406000	4061245021720
Closed-end rivet ECORIV AL/E 4.8x16.0	16.0	9.0–11.0	500		9334408000	4061245021737
Closed-end rivet ECORIV AL/E 4.8x21.0	21.0	12.5–16.0	500		9334411000	4061245021744

Multigrip rivet ECORIV® aluminium/stainless steel



Application range

- > For side lap stitching of profiled sheets

Properties

- > Rivet body made of aluminium (Al)
- > Mandrel made of stainless steel (E)
- > Captive locked
- > Flat head, open
- > ETA-22/0641

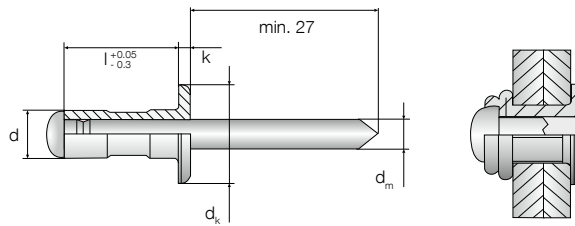
Applications



Technical specifications



Cross references	page
Cordless riveter ECORIV	399
Drill bit HSS	404



Product online



Order description	d [mm]	l ⁺¹ [mm]	d _k [mm]	d _m [mm]	k [mm]	Drill hole diameter [mm]	Clamping thickness [mm]
Multigrip rivet ECORIV AL/E 4.0x9.5	4.0	9.5	7.9	2.3	1.2	4.1	1.2–6.3
Multigrip rivet ECORIV AL/E 4.0x9.5 RAL 7016	4.0	9.5	7.9	2.3	1.2	4.1	1.2–6.3
Multigrip rivet ECORIV AL/E 4.0x9.5 RAL 9002	4.0	9.5	7.9	2.3	1.2	4.1	1.2–6.3
Multigrip rivet ECORIV AL/E 4.0x9.5 RAL 9006	4.0	9.5	7.9	2.3	1.2	4.1	1.2–6.3
Multigrip rivet ECORIV AL/E 4.0x9.5 RAL 9007	4.0	9.5	7.9	2.3	1.2	4.1	1.2–6.3
Multigrip rivet ECORIV AL/E 4.8x10.3	4.8	10.3	9.8	2.8	1.5	4.9	1.6–6.3
Multigrip rivet ECORIV AL/E 4.8x10.3 RAL 7016	4.8	10.3	9.8	2.8	1.5	4.9	1.6–6.3
Multigrip rivet ECORIV AL/E 4.8x10.3 RAL 9002	4.8	10.3	9.8	2.8	1.5	4.9	1.6–6.3
Multigrip rivet ECORIV AL/E 4.8x10.3 RAL 9006	4.8	10.3	9.8	2.8	1.5	4.9	1.6–6.3
Multigrip rivet ECORIV AL/E 4.8x10.3 RAL 9007	4.8	10.3	9.8	2.8	1.5	4.9	1.6–6.3
Multigrip rivet ECORIV AL/E 4.8x15.1	4.8	15.1	9.8	2.8	1.5	4.9	4.8–11.1
Multigrip rivet ECORIV AL/E 4.8x15.1 RAL 7016	4.8	15.1	9.8	2.8	1.5	4.9	4.8–11.1
Multigrip rivet ECORIV AL/E 4.8x15.1 RAL 9002	4.8	15.1	9.8	2.8	1.5	4.9	4.8–11.1
Multigrip rivet ECORIV AL/E 4.8x15.1 RAL 9006	4.8	15.1	9.8	2.8	1.5	4.9	4.8–11.1
Multigrip rivet ECORIV AL/E 4.8x15.1 RAL 9007	4.8	15.1	9.8	2.8	1.5	4.9	4.8–11.1
Multigrip rivet ECORIV AL/E 4.8x24.8	4.8	24.8	9.8	2.8	1.5	4.9	12.7–19.8



Timber Construction
Industrial Lightweight Construction
Solar
Flat Roofing
Rear-Ventilated Facades (V+V)
Anchoring Technology
Window and Glass Facade Technology
Interior Work
Mounting Elements for Attachments
Machinery, Spare Parts, Tools



Order description	PU [pieces]	Price/100 [EUR]	Article number	EAN
Multigrip rivet ECORIV AL/E 4.0x9.5	500		9337360000	4061245021379
Multigrip rivet ECORIV AL/E 4.0x9.5 RAL 7016	100		9337360025	4061245046679
Multigrip rivet ECORIV AL/E 4.0x9.5 RAL 9002	100		9337360082	4061245046686
Multigrip rivet ECORIV AL/E 4.0x9.5 RAL 9006	100		9337360084	4061245046693
Multigrip rivet ECORIV AL/E 4.0x9.5 RAL 9007	100		9337360220	4061245046709
Multigrip rivet ECORIV AL/E 4.8x10.3	500		9337361000	4061245021386
Multigrip rivet ECORIV AL/E 4.8x10.3 RAL 7016	100		9337361025	4061245046716
Multigrip rivet ECORIV AL/E 4.8x10.3 RAL 9002	100		9337361082	4061245046723
Multigrip rivet ECORIV AL/E 4.8x10.3 RAL 9006	100		9337361084	4061245046730
Multigrip rivet ECORIV AL/E 4.8x10.3 RAL 9007	100		9337361220	4061245046747
Multigrip rivet ECORIV AL/E 4.8x15.1	500		9337362000	4061245021393
Multigrip rivet ECORIV AL/E 4.8x15.1 RAL 7016	100		9337362025	4061245046754
Multigrip rivet ECORIV AL/E 4.8x15.1 RAL 9002	100		9337362082	4061245046761
Multigrip rivet ECORIV AL/E 4.8x15.1 RAL 9006	100		9337362084	4061245046778
Multigrip rivet ECORIV AL/E 4.8x15.1 RAL 9007	100		9337362220	4061245046785
Multigrip rivet ECORIV AL/E 4.8x24.8	500		9337363000	4061245021607

Further versions
available



Blind rivet ECORIV®
aluminium/stainless
steel

| see page 271

Folding blind rivet ECORIV® aluminium/aluminium



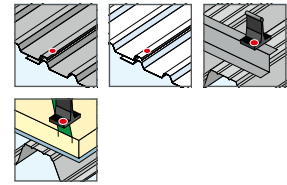
Application range

- > For side lap stitching of profiled metal and plastic sheets
- > For fixing standing seam systems (clips) on metal substructures
- > For fixing standing seam systems (clips) on milled system rails

Properties

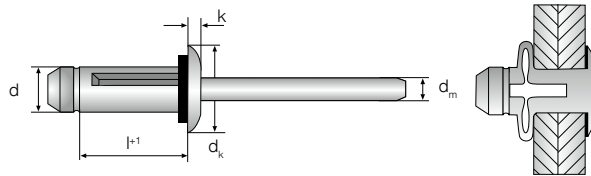
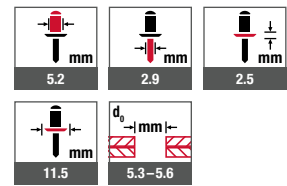
- > Rivet body made of aluminium (Al)
- > Mandrel made of aluminium (Al)
- > Captive locked
- > Flat head, open
- > With neoprene sealing ring
- > ETA-22/0641

Applications



Cross references	page
Cordless riveter ECORIV	399
Drill bit HSS	404


Technical specifications



Product online



Order description	l+1 [mm]	Clamping thickness [mm]	PU [pieces]	Price/100 [EUR]	Article number	EAN
Folding blind rivet ECORIV ALU 5.2x17.5	17.5	1.3–4.7	500		9385641000	4061245021751
Folding blind rivet ECORIV ALU 5.2x20.5	20.5	3.0–7.7	500		9385642000	4061245021768
Folding blind rivet ECORIV ALU 5.2x22.2	22.2	4.8–9.5	500		9385643000	4061245021775
Folding blind rivet ECORIV ALU 5.2x25.4	25.4	8.0–12.7	500		9385644000	4061245021782
Folding blind rivet ECORIV ALU 5.2x28.6	28.6	11.1–16.9	500		9385645000	4061245021799
Folding blind rivet ECORIV ALU 5.2x31.8	31.8	14.3–19.1	250		9385646000	4061245021805



Timber Construction

Industrial Lightweight Construction

Solar

Flat Roofing

Rear-Ventilated Facades (VHF)

Anchoring Technology

Window and Glass Facade Technology

Interior Work

Mounting Elements for Attachments

Machinery, Spare Parts, Tools

Scaffolding anchors

Tensile- and pressure-resistant connections for anchoring scaffoldings in the industrial lightweight construction


Properties

- > GT Scaffolding anchors and GU threaded sleeves made of stainless steel
- > Ring bolt forged steel, zinc-plated and stainless steel
- > For use in steel substructure (type JZ 5 ... Ø 6.3 mm)
- > For use in timber substructure (type JA 3 ... Ø 6.5 mm)
- > Length range GT 25 mm–64 mm
- > Length range GT 15 mm–210 mm
- > Repeat use of GU-threaded sleeve possible

Note

EJOT Scaffolding anchors may only be loaded in axial direction of the screw. The relevant regulations and standards have to be observed.

Scaffolding anchors may not be fastened to facade cladding elements, only directly to the building or to the substructure if it is sufficiently dimensioned.



Universal scaffolding anchor JA3-GU-6.5



Application range

- > For installation into timber

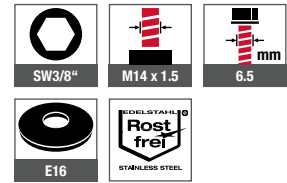
Properties

- > A2 stainless steel
- > Consisting of GU threaded sleeve and JA3 self-tapping screw

Note

EJOT Scaffolding anchors may only be loaded in axial direction of the screw. The relevant regulations and standards have to be observed. Scaffolding anchors may not be fastened to facade cladding elements, only directly to the building or to the sub-structure if it is sufficiently dimensioned.

Technical specifications



Cross references

	page
Socket wrench insert SW3/8"	416
Cordless screwdriver	
ASCS 6.3	393
Drill bit HSS	404
GU ring bolt M14	173
GU threaded sleeve	173

Characteristic values for the load-carrying capacity Timber substructure

Installation depth [mm]	30	50	60	75
Drill hole diameter [mm]	4.5	4.5	4.5	4.5
$N_{R,k}^*$ [kN]	1.5	2.5	3.0	3.7

*Based on the approval of the screws ETA-10/0200

Product online



Order description	Effective length [mm]	Length [mm]	PU [pieces]	Price/100 [EUR]	Article number	EAN
JA3-GU-6.5x55 E16	55	75	50		9403611311	4061245013213
JA3-GU-6.5x70 E16	70	90	50		9403911311	4061245013206
JA3-GU-6.5x80 E16	80	100	50		9404011311	4061245013190
JA3-GU-6.5x95 E16	95	115	50		9404111311	4061245013183
JA3-GU-6.5x105 E16	105	125	50		9404211311	4061245013176
JA3-GU-6.5x130 E16	130	150	50		9404411311	4061245013169
JA3-GU-6.5x155 E16	155	175	50		9404611311	4061245013152
JA3-GU-6.5x180 E16	180	200	50		9404711311	4061245013145

Universal scaffolding anchor JZ5-GU-6.3



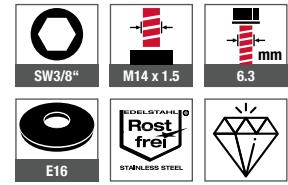
Application range

- > For installation into steel ≥ 2 mm
- > For installation into aluminium ≥ 3 mm

Properties

- > A2 stainless steel
- > Consisting of GU threaded sleeve and JZ5-6.3xL self-tapping screw

Technical specifications



Note

EJOT Scaffolding anchors may only be loaded in axial direction of the screw. The relevant regulations and standards have to be observed. Scaffolding anchors may not be fastened to facade cladding elements, only directly to the building or to the sub-structure if it is sufficiently dimensioned.

Cross references	page
Socket wrench insert SW3/8"	416
Cordless screwdriver	
ASCS 6.3	393
Drill bit HSS	404
Drill hole chart	139
GU ring bolt M14	173
GU threaded sleeve	173

Characteristic values for the load-carrying capacity Steel substructure S 235 Jxx (St 37)

Thickness of substructure [mm]	2.0	3.0	4.0	5.0	6.0	≥ 7.0
Drill hole diameter [mm]	5.3	5.3	5.3	5.5	5.5	5.7
$N_{R,k}^*$ [kN]	3.6	6.0	8.8	11.6	13.4	13.4

*Based on the approval of the screws ETA-10/0200

Product online



Order description	Clamp thickness [mm]	Screw length L [mm]	PU [pieces]	Price/100 [EUR]	Article number	EAN
JZ5-GU-6.3x13 E16	13	40	50		9491311311	4061245081755
JZ5-GU-6.3x25 E16	25	53	50		9491411311	4061245081762
JZ5-GU-6.3x35 E16	35	63	50		9491511311	4061245081779
JZ5-GU-6.3x55 E16	55	83	50		9491611311	4061245081786
JZ5-GU-6.3x65 E16	65	93	50		9491711311	4061245081793
JZ5-GU-6.3x75 E16	75	103	50		9491811311	4061245081809
JZ5-GU-6.3x85 E16	85	113	50		9491911311	4061245081816
JZ5-GU-6.3x95 E16	95	123	50		9492011311	4061245081823
JZ5-GU-6.3x105 E16	105	133	50		9492111311	4061245081830
JZ5-GU-6.3x115 E16	115	143	50		9492211311	4061245081847
JZ5-GU-6.3x125 E16	125	153	50		9492311311	4061245081854
JZ5-GU-6.3x135 E16	135	163	50		9492411311	4061245081878
JZ5-GU-6.3x155 E16	155	183	50		9492511311	4061245083308
JZ5-GU-6.3x175 E16	175	203	50		9492611311	4061245081885
JZ5-GU-6.3x195 E16	195	223	50		9492711311	4061245081892
JZ5-GU-6.3x215 E16	215	243	50		9492811311	4061245081908

GU ring bolt M14



Application range

- > For universal scaffolding anchor GU

Properties

- > Zinc-plated forged steel

Technical specifications



Cross references

Cross references	page
GU threaded sleeve	173
Scaffolding anchor JA3-GU-6.5	171
Scaffolding anchor JZ5-GU-6.3	172

Product online



Order description	Ring diameter [mm]	PU [pieces]	Price/100 [EUR]	Article number	EAN
GU ring bolt M14	25.0	50		9409400501	4061245013138

GU threaded sleeve



Application range

- > Can be extended to a universal scaffolding anchor GU
- > Can be combined with all EJOT JA3 self-tapping screws with diameter 6.5 mm
- > Can be combined with all EJOT JA5 self-tapping screws with diameter 6.3 mm
- > For ring bolts M14

Technical specifications



Cross references

Cross references	page
GU ring bolt M14	173
Scaffolding anchor JA3-GU-6.5	171
Scaffolding anchor JZ5-GU-6.3	172

Properties

- > A2 stainless steel
- > Repeat use of GU-threaded sleeve possible

Note

Effective length of universal scaffolding anchor GU + 20 mm
= length of required screw

Product online




Order description	Length [mm]	PU [pieces]	Price/100 [EUR]	Article number	EAN
GU threaded sleeve	18	50		9400100300	4061245013336

DEKTITE® Pipe Flashings

Perfect seal for pipes on roofs and facades

Due to the flexible rubber pleats, thermal changes in length of the pipes or sheathing elements are not obstructed. Fatigue fractures, which might for example occur with rigid pipe feedthroughs, can be prevented with DEKTITE® flashings.



Properties

- > Standard dimensions for pipe diameters of up to 760 mm
- > Weather-resistant due to building industry-approved EPDM
- > Unsusceptible to UV-radiation
- > Adaptable to all roof profiles

Note

When using the DEKTITE® pipe flashing please note the specifications stated in DIN 1090-4, B11 "Öffnungen in Dächern" have to be considered.

Pipe flashings may not be installed in cross or side laps.

Benefits

- > Long service life
- > Temperature resistance EPDM (black or grey) permanent 50 °C to +115 °C, short-term up to +150 °C
- > Temperature resistance silikone (red) permanent 50 °C to +200 °C, short-term up to +250 °C
- > Flexible adjustment
 - to various profiles
 - to all pipe materials
 - to pipe diameters up to 760 mm

DEKTITE® Square (set)



Application range

- > For waterproofing pipes on trapezoidal or sinusoidal metal roofs or corrugated fibre cement roofs

Properties

- > Version EDPM (black)
- > Temperature resistance EPDM (black or grey) permanent 50 °C to +115 °C, short-term up to +150 °C
- > Temperature resistance silicone (red) permanent 50 °C to +200 °C, short-term up to +250 °C

Included in delivery (set parts)

- 1 pipe flashing
- 1 cartridge of EJOPLAST joint sealant
- 1 self-drilling screw set - optionally folding blind rivet set

Cross references	page
Hose clamp	180
Tightener	181
Joint sealant	182

Benefits

- > Perfect seal on roof and facade
- > No interference of thermal elongation of pipes
- > No fatigue fractures
- > 20-year warranty on material

Note

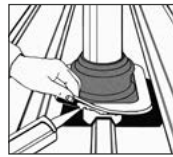
Use folding blind rivets for fibre cement boards. Profile height max. 45 mm.



1. Adjust DEKTITE® to the pipe.



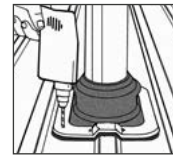
2. Adjust DEKTITE® to the profiled sheet and mark.



3. Apply sealant.



4. Adjust DEKTITE® to the shape of the profiled sheet.



5. Fasten DEKTITE® with self-drilling screws or folding blind rivets.

Further versions available



DEKTITE®
Premium 3
| see page 175

Product online



Order description	For pipe diameter [mm]	Base [mm]	Roof pitch [°]	Content Cartridge [ml]	Content screw [pieces]	PU [set]	Price/1 [EUR]	Article number	EAN
DFE 100 B	0–35	100 x 100	0–60	80	8	1		8200004704	4061245013954
DFE 101 B	5–55	139 x 139	0–35	80	8	1		8200104704	4061245013800
DFE 103 B	5–127	221 x 221	0–35	80	16	1		8200304704	4061245013787
DFE 104 B	75–175	280 x 280	0–35	80	20	1		8200404704	4061245013763
DFE 106 B	125–230	363 x 363	0–35	80	28	1		8200604704	4061245013749
DFE 107 B	150–300	456 x 456	0–35	310	32	1		8200704704	4061245013725
DFE 109 B	230–508	681 x 681	0–35	310	40	1		8200904704	4061245013701

Order information: All versions also available in grey (EPDM) and red (silicone) Further lengths upon request.

DEKTITE® EZi-Seal Set



Application range

- > For waterproofing pipes on corrugated metal or fibre cement roofs

Included in delivery

- 1 pipe flashing
- 1 self-drilling screw set - optionally folding blind rivet set

Properties

- > Version EDPM (black)
- > Temperature resistance EPDM (black) permanent 50 °C to +115 °C, short-term up to +150 °C

Benefits

- > Non-absorbent, closed-cell sealing surface
- > Seals under compression even on wet surfaces
- > Seals without use of a joint sealant through existing seal strip.
- > No interference of thermal elongation of pipes
- > No fatigue fractures
- > 20-year warranty on material

Cross references	page
Hose clamp	180
Tightener	181
Joint sealant	182

Note

Use folding blind rivets for fibre cement boards. Profile height max. 45 mm.



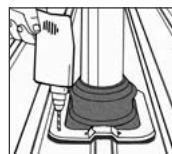
1. Adjust DEKTITE® to the pipe.



2. Adjust DEKTITE® to the profiled sheet and mark.



3. Adjust DEKTITE® to the shape of the profiled sheet.



4. Fasten DEKTITE® with self-drilling screws or folding blind rivets.

Product online



Order description	For pipe diameter [mm]	Base [mm]	Roof pitch [°]	Content screws [pieces]	PU [set]	Price/1 [EUR]	Article number	EAN
DFE 100 EZ	0–35	100 x 100	0–60	8	1		8200004706	4061245013947
DFE 101 EZ	5–55	139 x 139	0–35	8	1		8200104706	4061245013794
DFE 103 EZ	5–127	221 x 221	0–35	16	1		8200304706	4061245013770
DFE 104 EZ	75–175	280 x 280	0–35	20	1		8200404706	4061245013756
DFE 106 EZ	125–230	363 x 363	0–35	28	1		8200604706	4061245013732
DFE 107 EZ	150–300	456 x 456	0–35	32	1		8200704706	4061245013718
DFE 109 EZ	230–508	681 x 681	0–35	40	1		8200904706	4061245013695

Order information: Other dimensions upon request

DEKTITE® Soaker Set



Application range

- > For waterproofing pipes with large openings

Properties

- > Version EDPM (grey)
- > Temperature resistance EPDM (grey) permanent 50 °C to +115 °C, short-term up to +150 °C
- > Temperature resistance silicone (red) permanent 50 °C to +200 °C, short-term up to +250 °C

Included in delivery

- 1 pipe flashing
- 1 cartridge of EJOPLAST joint sealant
- 1 self-drilling screw set

Cross references	page
Hose clamp	180
Tightener	181
Joint sealant	182

Benefits

- > Large base ensures optimum positioning
- > Reliable and easy installation
- > Seals pipe and roof in a single work step
- > Prevents rainwater back-up

Note

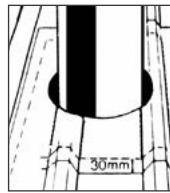
Not usable on smooth surfaces. Profile height max. 45 mm.



1. Adjust DEKTITE® to the pipe.



2. Adjust DEKTITE® to the profiled sheet and mark.



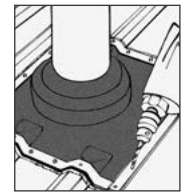
3. Mark the outline of the DEKTITE® on the roof. Remove DEKTITE® and mark a 30 mm overlap area.



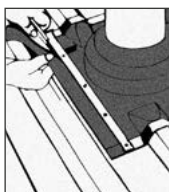
4. Cut out the roof inside of the marked 30 mm area. Trim sharp edges. Timber supports may be installed to support the roof where ribs have been removed.



5. Apply sealant and fit DEKTITE® accurately to the profiled sheet.



6. Fix first on the sides with the profile ribs, start in the middle. Follow with the remaining sides.



7. Use provided metal strips to seal overlapping ends. Trim excess sides

Product online



Order description	For pipe diameter [mm]	Base [mm]	Roof pitch [°]	Content Cartridge [ml]	Content screw [set]	PU [pieces]	Price/1 [EUR]	Article number	EAN
DF 602 G	75–155	410 x 360	0–60	80	30	1		8206024704	4061245013688
DF 603 G	114–254	485 x 460	0–60	80	36	1		8206034704	4061245013671
DF 605 G	254–406	708 x 635	0–60	310	52	1		8206054704	4061245013664
DF 606 G	380–610	1006 x 905	0–60	310	96	1		8206064704	4061245013657

Order information: All versions also available in red (silicone). Further lengths upon request.

DEKTITE® Combo Set



Application range

- > For waterproofing pipes on corrugated metal or fibre cement roofs
- > For subsequent waterproofing of pipes

Included in delivery

- 1 pipe flashing
- 1 cartridge of EJOPLAST joint sealant
- 1 self-drilling screw set - optionally folding blind rivet set
- 1 clips set

Properties

- > Version EDPM (black)
- > Temperature resistance EPDM (black or grey) permanent 50 °C to +115 °C, short-term up to +150 °C
- > Temperature resistance silikon (red) permanent 50 °C to +200 °C, short-term up to +250 °C

Cross references	page
Hose clamp	180
Tightener	181
Joint sealant	182

Benefits

- > Perfect seal on roof and facade
- > No interference of thermal elongation of pipes
- > No fatigue fractures
- > Ideal for repairs of existing pipe systems
- > 20-year warranty on material

Note

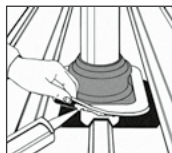
Use folding blind rivets for fibre cement boards.
Profile height max. 45 mm.



1. Adjust DEKTITE® to the pipe.



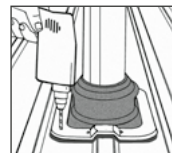
2. Adjust DEKTITE® to the profiled sheet and mark.



3. Apply sealant.



4. Adjust DEKTITE® to the shape of the profiled sheet.



5. Fasten DEKTITE® with self-drilling screws or folding blind rivets.

Product online



Order description	For pipe diameter [mm]	Base [mm]	Roof pitch [°]	Content Cartridge [ml]	Content screw [pieces]	PU [set]	Price/1 [EUR]	Article number	EAN
DC 101 B (black)	5–60	139 x 139	0–40	80	8	1		8201104704	4061245046846
DC 103 B	5–127	218 x 218	0–40	80	16	1		8201304704	4061245046853
DC 104 B	75–175	285 x 285	0–40	80	20	1		8201404704	4061245046860
DC 106 B	125–230	365 x 365	0–40	80	28	1		8220304704	4061245046877
DC 107 B	150–280	454 x 454	0–40	310	32	1		8230304704	4061245046884
DC 109 B	240–503	685 x 685	0–40	310	40	1		8250304704	4061245046891
DC 110 B	350–760	1000 x 1040	*	310	70/10	1		8270004704	4061245013572

*350–500 mm cut: maximum 30°; 500–760 mm cut: maximum 15°

Order information: All versions also available in grey (EPDM) and red (silicone) Further lengths upon request.

DEKTITE® Strip Flash Set



Application range

- > Sealing of wall joints
- > Forming expansion joints

Properties

- > Version TPE (grey)
- > Temperature resistance TPE (grey)
permanent 50 °C to +115 °C, short-term up to +150 °C
- > Edge of sealing strip ≤ 25 %
(accordion principle)
- > Use up to profile height ≤ 35 mm

Scope of delivery DS3 235

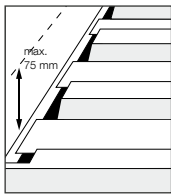
- 2 cartridges joint sealant
(neutral curing silicone)

Scope of delivery DS10 235

- 5 cartridges joint sealant
(neutral curing silicone)
- 1 self-drilling screw set

Scope of delivery DS15 450

- 10 cartridges joint sealant (neutral curing silicone)
- 1 self-drilling screw set



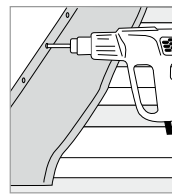
1. Do not mark the sealing line more than 75 mm above the purlin.



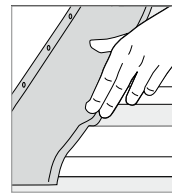
2. Apply sealant below the sealing line.



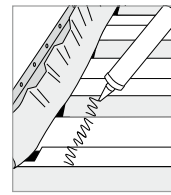
3. Trim of the DEKTITE®.




4. Fasten along the upper edge without stretching of the DEKTITE®.



5. Manually adjust DEKTITE® to the shape of the profiled sheet. Do not use tools!



6. Apply sealant.



7. Fasten to valley and to profile edges as shown.

Product online



Order description	Length [m]	Width [mm]	Content Cartridge [ml]	Content screw [pieces]	PU [set]	Price/1 [EUR]	Article number	EAN
DS3 235	3.1	235	310	134	1		8200006704	4061245013916
DS10 235	10.0	235	310	410	1		8200005704	4061245013930
DS15 450	15.0	450	310	670	1		8200002704	4061245013978

Hose clamp



Application range

> A reliable seal between pipe and pipe flashing

Installation instruction

Pierce the marking for the clamp or cable tie at the joint, pull through, place around the DEKTITE® and close.

Technical specifications



Product online



Order description	For pipe diameter [mm]	PU [pieces]	Price/1 [EUR]	Article number	EAN
Hose clamp 20-32	20–32	1		8200004300	4061245013961
Hose clamp 40-60	40–60	1		8200006300	4061245013923
Hose clamp 60-80	60–80	1		8200008300	4061245013909
Hose clamp 70-90	70–90	1		8200009300	4061245013893
Hose clamp 90-110	90–110	1		8200011300	4061245013886
Hose clamp 110-130	110–130	1		8200013300	4061245013879
Hose clamp 130-150	130–150	1		8200015300	4061245013862

Tightener/cable tie



Application range

- > For reliable sealing between pipe and pipe flashing
- > For diameters from 150 mm onwards

Order information

Universal hose clamp consisting of tightener and universal cable tie. Length of universal cable tie \geq pipe circumference + 50 mm.

Installing the cable tie

Tip back the hinged screw in the tightener, insert one end of the cable tie through the tightener and twist about 15 mm. Place universal cable tie around DEKTITE®, insert through the tightener and tighten by hand. Hinge the screw inwards and tighten as far as possible with a screwdriver.

Technical specifications



Product online



Order description	Width [mm]	Length [cm]	PU [set]	Price/1 [EUR]	Article number	EAN
Cable tie set (1 tightener + 1 cable tie 100 cm)	7	100	1		8200078300	4061245013824
Cable tie set (1 tightener + 1 cable tie 150 cm)	7	150	1		8200079300	4061245013817
Cable tie set (1 tightener + 1 cable tie 200 cm)	7	200	1		8200070300	4061245013855

Order description	Width [mm]	Length [cm]	PU [pieces]	Price/1 [EUR]	Article number	EAN
Tightener	-	-	1		8200077300	4061245013831
Cable tie (5000 cm)	7	5,000	1		8200076300	4061245013848

EJOPLAST joint sealant



Application range

- > For sealing the pipe flashings


Properties

- > EJOPLAST is a single-component universal sealant based on polycarboxylic acid copolymeric base.
- > EJOPLAST adheres to all conventional materials such as steel, aluminium, copper, brass, glass, wood, ceramic, bitumen, concrete, masonry, plaster, plexiglas, tiles, roof tiles, polyester, roofing paper, etc.
- > Smooth, non-porous substructures may even be wet, while porous surfaces should be dry.
- > EJOPLAST can be cleaned with standard cleaning agents, but not with solvents.
- > EJOPLAST hardens through the evaporation of solvents and is impervious to water from the beginning because it forms an immediate skin. The surface is adhesive-free after 20-30 minutes (depending on temperature), likewise immediately after contact with water (e.g. by planing).

Product online



Order description	Contents [ml]	Colour	PU [pieces]	Price/1 [EUR]	Article number	EAN
EJOPLAST 310 ml clear	310	clear	1		8200001100	4061245013985



Timber Construction

Industrial Lightweight Construction

Solar

Flat Roofing

Rear-Ventilated Facades (VHF)

Anchoring Technology

Window and Glass Facade Technology

Interior Work

Mounting Elements for Attachments

Machinery, Spare Parts, Tools

Sealing washer E



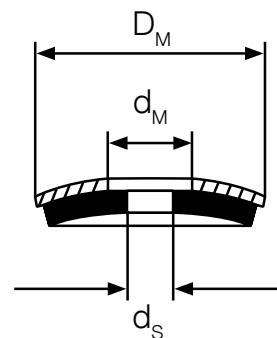
Application range

- > Waterproofing
- > For improvement of the static and dynamic values
- > E38 and E50 to cover misdrills

Properties

- > Metal back A2 stainless steel, thickness 1 mm
- > Bonded EPDM
- > Excellent weather and UV resistance

Technical specifications



Product online



Order description	D _M [mm]	d _M [mm]	d _S [mm]	Elastomer thickness [mm]	For screws Ø [mm]	PU [pieces]	Price/100 [EUR]	Article number	EAN
Sealing washer E11/2-5.7x1	11	5.7	4.0	2.0	4.8; 4.9; 5.5; DG40	100		3010092300	4061245020778
Sealing washer E14/3-5.7x1	14	5.7	4.0	3.0	4.8; 4.9; 5.5	100		3010077300	4061245020785
Sealing washer E14/3-6.8x1	14	6.8	4.9	3.0	6.0; 6.3; 6.5; 6.8	100		3010071300	4061245044897
Sealing washer E16/3-5.7x1	16	5.7	4.0	3.0	4.8; 4.9	100		3031067300	4061245044903
Sealing washer E16/3-6.8x1	16	6.8	4.0	3.0	5.5; 6.0; 6.3; 6.5; 6.8	100		3010067300	4061245020808
Sealing washer E16/3-7.8x1	16	7.8	5.7	3.0	7.2; 7.5; DG70	100		3030011300	4061245044910
Sealing washer E16/3-8.5x1	16	8.5	6.5	3.0	8.0	100		3030052300	4061245038827
Sealing washer E19/3-6.8x1	19	6.8	4.0	3.0	4.8; 5.5; 6.0; 5.5/6.3	100		3010066300	4061245020815
Sealing washer E19/3-6.8x1-4.9	19	6.8	4.9	3.0	6.3; 6.5; 6.8	100		3030066301	4061245044927
Sealing washer E19/3-7.8x1	19	7.8	5.7	3.0	7.2; 7.5	100		3030066300	4061245044934
Sealing washer E22/3-6.8x1	22	6.8	4.0	3.0	4.8; 4.9; 5.5; 6.0	100		3010013300	4061245020839
Sealing washer E22/3-6.8x1-4.9	22	6.8	4.9	3.0	6.3; 6.5; 6.8; 6.5/7.0	100		3030013301	4061245044941
Sealing washer E22/3-7.8x1	22	7.8	5.7	3.0	7.2; 7.5	100		3030013300	4061245044958
Sealing washer E22/3-8.5x1	22	8.5	7.0	3.0	8.0	100		3030053300	4061245038858
Sealing washer E29/6.8x1	29	6.8	4.0	3.0	5.5; 6.0; 6.3; 6.5; 6.8	100		3010015300	4061245020822
Sealing washer E29/8.5x1	29	8.5	7.0	3.0	7.2; 8.0	100		3030055300	4061245038865
Sealing washer E38-4	38	6.9	4.0	4.0	4.8; 5.5; 6.0; 5.5/6.3	10		3030073300	4061245020907
Sealing washer E50-4	51	6.9	4.0	4.0	4.8; 5.5; 6.0; 5.5/6.3	10		3030075300	4061245020914

Mushroom washer



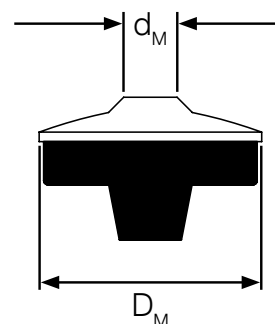
Application range

- > For fixing light diffusing panels

Properties

- > Metal back A2 stainless steel, thickness 1 mm
- > Moulded elastomer part
- > Pre-assembled on EJOT screws for JZ5, JA3

Technical specifications



Product online



Order description	Height [mm]	Collar diameter [mm]	D_M [mm]	d_M [mm]	PU [pieces]	Price/100 [EUR]	Article number	EAN
Mushroom washer EP 25	7.0	9.0	25	6.3	100		3010070704	4061245020792

Shearing load washer VS

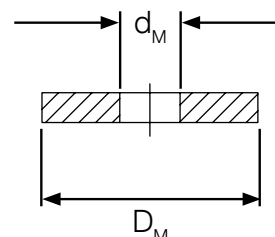


Application range

- > For use with EJOT screws JZ, JA, JT

Properties

- > Zinc-plated steel
- > Metal thickness 4 mm



Product online



Order description	D_M [mm]	d_M [mm]	PU [pieces]	Price/100 [EUR]	Article number	EAN
VS-29 shearing load washer	29	6.7	100		3010000003	4061245020846

TP300



Application range

This joint sealing tape is suitable for joint constructions such as window couplings, concealed window connection joints or as a sealant border.

TP300 can also be used as filling tape - especially in metal construction. In this function it realises windproof and heat insulating properties. Corresponds to type 2 according to IFBS data sheet and BG 2.

Technical specifications



Properties

- > Open-cell flexible polyurethane foam impregnated with flame-retardant synthetic resin
- > TP300 is manufactured without halogen-containing flame retardants, solvent-free and without using HCFCs/CFCs/CFCs
- > TP300 is supplied as compressed roll material, with one-sided self-adhesion in grey

Note

Do not expose the tape to direct sunlight permanently. The tape can be plastered / painted over. Illbruck silicone, acrylate and hybrid-based sealants are compatible with the tape. Further compatibilities can be requested from us. Sealing tape must be stored in a dry place until installation.

Product online



Order description	Band width* [mm]	Application range [mm]	Roll length total [m]	Content roll [pieces]	PU [m]	Price/100 m [EUR]	Article number	EAN
TP 300 10 / 1-2 grey	10	1-2	25.00	11	275.0		0030010102	4025109294095
TP 300 10 / 2-3 grey	10	2-3	18.0	11	198.0		0030010203	4025109294200
TP 300 10 / 3-6 grey	10	3-6	13.0	11	143.0		0030010306	4025109294316
TP 300 15 / 1-2 grey	15	1-2	25.0	7	175.0		0030015102	4025109294101
TP 300 15 / 2-3 grey	15	2-3	18.0	7	126.0		0030015203	4025109294217
TP 300 15 / 3-6 grey	15	3-6	13.0	7	91.0		0030015306	4025109294323
TP 300 15 / 5-9 grey	15	5-9	7.0	7	49.0		0030015509	4025109294545
TP 300 15 / 6-12 grey	15	6-12	5.5	7	38.5		0030015612	4025109294644
TP 300 20 / 5-9 grey	20	5-9	7.0	5	35.0		0030020509	4025109294552
TP 300 20 / 6-12 grey	20	6-12	5.5	5	27.5		0030020612	4025109294651

*Dimensional tolerances according to DIN7715 P3

TP610



Application range

This high-end joint sealing tape is used for the external driving rain-proof sealing of connection joints in building construction. TP610 is used in window installation, metal, wood and container construction.

Open-cell flexible polyurethane foam with polymer impregnate. Solvent-free single-sided self-adhesive to aid assembly. TP610 is manufactured without halogen-containing flame retardants, solvent-free and without using (H)CFC/CFCS.

Properties

- > Impervious to driving rain 600 Pa and weather resistant with BG1 test
- > Vapor diffusible for drying out the joint
- > Wide range of dimension in two colours
- > EC1 PLUS and DGNB certified
- > For economical RAL quality-assured window installation
- > TP610 is supplied as compressed roll material, with one-sided self-adhesion in grey

Note

Weigh down residual rolls in opened cartons to avoid lateral opening (telescoping) of the rolls. The tape can be plastered and painted over. Compatibility should be tested when coating with light colors and sealants (white and transparent). The tape must not be exposed to or cleaned with solvent-based or aggressive chemicals. Sealing tape must be stored in a dry place until installation.

Technical specifications



Product online



Order description	Band width* [mm]	Application range [mm]	Roll length total [m]	Content roll [pieces]	PU [m]	Price/100 m [EUR]	Article number	EAN
TP 610 10 / 1-2 anthracite	10	1–2	12.5	11	137.5		0061010102	4025109372106
TP 610 10 / 2-4 anthracite	10	2–4	10.0	11	110.0		0061010204	4025109373103
TP 610 12 / 3-6 anthracite	10	3–6	8.0	9	72.0		0061012306	4025109081695
TP 610 15 / 1-2 anthracite	15	1–2	12.5	7	87.5		0061015102	4025109372151
TP 610 15 / 2-4 anthracite	15	2–4	10.0	7	70.0		0061015204	4025109373158
TP 610 15 / 3-6 anthracite	15	3–6	8.0	7	56.0		0061015306	4025109374155
TP 610 15 / 4-10 anthracite	15	4–10	5.6	7	39.2		0061015410	4025109276152
TP 610 15 / 5-12 anthracite	15	5–12	4.3	7	30.1		0061015512	4025109378153
TP 610 20 / 1-2 anthracite	20	1–2	12.5	5	62.5		0061020102	4025109011791
TP 610 20 / 2-4 anthracite	20	2–4	10.0	5	50.0		0061020204	4025109090758
TP 610 20 / 3-6 anthracite	20	3–6	8.0	5	40.0		0061020306	4025109374209
TP 610 20 / 4-10 anthracite	20	4–10	5.6	5	28.0		0061020410	4025109376203
TP 610 20 / 5-12 anthracite	20	5–12	4.3	5	21.5		0061020512	4025109378207

*Dimensional tolerances according to DIN7715 P3

ISO-Zell PE Tape



Product description

ISO-ZELL PE Tapes are versatile sealing and padded tapes. These closed celled polyethylene foam tapes with their self-adhesive coating are characterised by a fine cellular structure and particularly by their flexibility.

Technical specifications



Application range

For sealing, damping, insulating and cushioning in the areas of

- > Trapezoidal metal sheets and metal structures
- > Solid, timber and prefabricated building constructions
- > Window construction
- > Drywall and partitioning
- > Air conditioning and ventilation systems
- > Domestic appliances
- > Wagon and container construction
- > Machine and equipment manufacturing

Benefits

- > Flexible
- > Fine-pored
- > Water-repellent
- > High ageing resistance

Product online



Note

ISO-ZELL PE tape must be stored in a dry place until installation.

Order description	Dimensions [mm]	Box content [rolls]	Metres per roll [m]	PU [m]	Price/100 m [EUR]	Article number	EAN
ISO-ZELL 2x20	2 x 20	120	20.0	2400		0070020020	4048368003932
ISO-ZELL 3x30	3 x 30	50	20.0	1000		0070030030	4048368004120
ISO-ZELL 3x50	3 x 50	25	20.0	500		0070030050	4048368004144

ISO profile filler strips



Product description

ISO-PROFILE filler strips are profile-cut tapes of high-quality PE foam material. They are used in metal and industrial building structures to seal and insulate trapezoidal and wave profile sheets. They have the optimum form for a wide range of European-manufactured profiled metal sheeting.

Application range

- > Reliable and permanent sealing of trapezoidal and corrugated metal sheeting
- > Sound and thermal insulation
- > Roofing applications (roof ridge, eaves)
- > Facade (parapet connections)

Benefits

- > Available for many types of profiled sheets
- > Fine cells with a consistent smooth surface
- > Permanently elastic as well as having form stability
- > Fire protection classification B2, B1 as a special property
- > Conforms to the requirements of the new IFBS guidelines for joint tightness on lightweight steel constructions
- > High and regularly examined product quality

Technical specifications

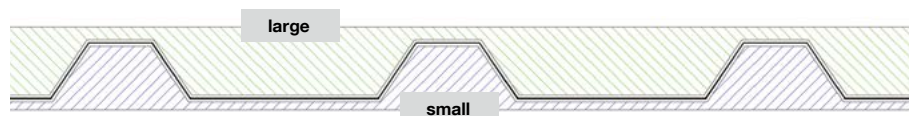


Certifications



Note

ISO-PROFILE filler strips must be stored in a dry place until installation.



Product online



Order description	PU [pieces]	Price/PU [EUR]	Article number	EAN
22 / 214 large - Maas / Laukien / Feilmeier	1		0080022214	4048368174700
22 / 214 small - Maas / Laukien / Feilmeier	1		0080122214	4048368174694
35 / 207 large - Fischer / Maas / Laukien / Feilmeier / Wurzer / SAB / Munker / Hoesch / Jorisode	1		0080035207	4048368164701
35 / 207 small - Fischer / Maas / Laukien / Feilmeier / Wurzer / SAB / Munker / Hoesch / Jorisode	1		0080135207	4048368164695
39 / 333 large - Arcelor / Munker	1		0080039333	4048368166033
39 / 333 small - Arcelor / Munker	1		0080139333	4048368164749
45 / 333 large - Mass / Laukien / Wurzer / SAB	1		0080045333	4048368220902
45 / 333 small - Maas / Laukien / Wurzer / SAB	1		0080145333	4048368220865
50 / 250 large - Maas / Laukien	1		0080050250	4048368163537
50 / 250 small - Maas / Laukien	1		0080150250	4048368163520
Fischer DL 40/333 large	1		0080140333	4048368163216
ROMA 42 / 333 large	1		0080042333	4048368165852
Brucha 42 / 333 large	1		0080142333	4048368174526
Kingspan 35 / 333 large	1		0080035333	4048368165746
Thyssen 35 / 333 large	1		0080135333	4048368053722
Lattonedil 37 / 200 large	1		0080037200	4048368186598
Corrugated sheet 18 / 76 - Maas / Laukien / Arcelor / Jorisode / Munker / SAB / Siegmetall	1		0080001876	4048368162158
Corrugated sheet 55 / 177 - Laukien / Eternit / Aluform	1		0080055177	4048368162356

Order information: Version with one-sided self-adhesive resp. UV-resistant aluminium lamination upon request



Solar

Fastening technology for solar and photovoltaic installations on trapezoidal profiles and sandwich panel roofs as well as for use on fibre cement roofs

www.ejot.com/solar

Product overview

EJOFAST® self-drilling screws

JF3 (A2 stainless steel + steel)

JF3-2-5.5xL 194

Self-drilling screws

JT3 (A2 stainless steel + steel)

JT3-2-6.0xL 195

Fastening set for metal roofs

Solar Fastener JT3-SB

(A2 stainless steel + steel)

Set JT3-SB-3-8.0xL E16 198

Solar Fastener JA3-SB

(A2 stainless steel)

Set JA3-SB-8.0xL E16 199

Fastening set for fibre cement roofs

Solar Fastener JT3-SB

(A2 stainless steel + steel)

Set JT3-SB-3-8.0xL FZD 200

Solar Fastener JA3-SB

(A2 stainless steel)

Set JA3-SB-8.0xL FZD 201

Accessories

Flat steel (A2 stainless steel)

SB flat steel for EJOT® solar fastener 202

Pipe flashings

DEKTITE® Premium 3 203

DEKTITE® Premium 5 204

DEKTITE® Premium 12 204


Technical abbreviations


Abbreviation	Description	Unit
DC	Drilling capacity	mm


Fastening of solar and photovoltaic installations

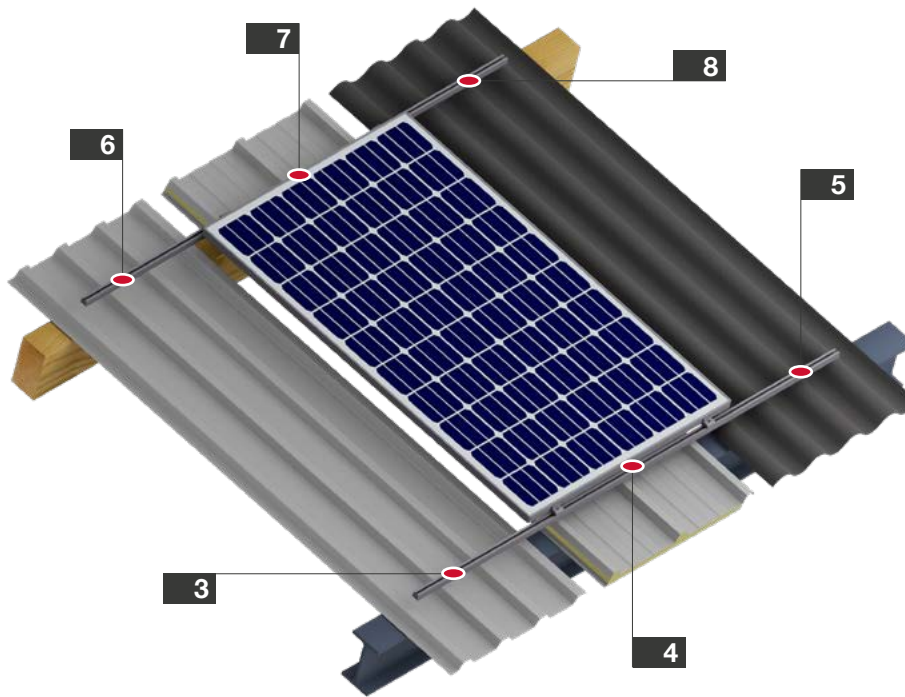
Description




The EJOT Solar Fastener is the first stainless steel fastening element with drill point approved by the German Institute for Construction Technology (DIBt) for fixing photovoltaic installations to trapezoidal steel profiles and sandwich panel roofs. The Solar Fastener is also suitable for use on fibre cement roofs.






No.	Application	Product	Page
1	 Trapezoidal sheet flashing to 0.4 – 1.25 mm steel substructure	Self-drilling screw JF3-2-5.5xL E16	194

No.	Application	Product	Page
2	 Support rail to 0.4 – 1.25 mm steel substructure	Self-drilling screw JF3-2-5.5xL E16	194



No.	Application	Product	Page
3	 Solar Fastener for trapezoidal profile to steel substructure	Solar Fastener JT3-SB-3-8.0xL Storm washer	198
4	 Solar Fastener for sandwich profile to steel substructure	Solar Fastener JT3-SB-3-8.0xL Storm washer	198
5	 Solar Fastening System for corrugated fibre cement profile sheet to steel substructure	Solar Fastener JT3-SB-3-8.0xL FZD	200

No.	Application	Product	Page
6	 Solar Fastener for trapezoidal profile to timber substructure	Solar Fastener JA3-SB-8.0xL Storm washer	199
7	 Solar Fastener for sandwich profile to timber substructure	Solar Fastener JA3-SB-8.0xL Storm washer	199
8	 Solar Fastening System for corrugated fibre cement profile sheet to timber substructure	Solar Fastener JA3-SB-8.0xL FZD	201

EJOFAST® self-drilling screw JF3-2-5.5

EJOFAST



Application range

Fastening components and brackets to thin-walled metal profiles for photovoltaic installations:

- > Fastening trapezoidal sheet flashings, clips for fixing standing seam systems or pre-punched retainers to thin-walled steel substructures (e.g. profiled sheets)
- > Fixing wind deflector sheets to profiled elements

Properties

- > A2 stainless steel with hardened steel point
- > Stainless steel sealing washer
- > Pre-assembled sealing washer
- > Non-skid application
- > Reduced swarf fastening
- > High load-bearing capacity

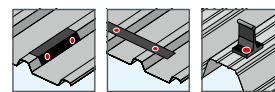
Cross references

	page
Socket wrench insert SW8	416
Cordless screwdriver ASCS 6.3	393

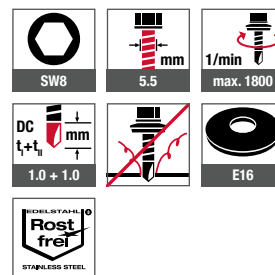
Product online



Applications



Technical specifications



Certifications



Order description	Length [mm]	Clamping thickness [mm]	PU [pieces]	Price/100 [EUR]	Article number	EAN
Sealing washer E 16, Ø 16 mm						
JF3-2-5.5x25 E16	25	0-7	500		3597211391	4061245015040
JF3-2-5.5x25 E16 VE100	25	0-7	100		6597211391	4061245014609
JF3-2-5.5x35 E16	35	0-17	500		3597511391	4061245015026

Further versions available



Self-drilling screw
JT3-FR-2-5.5
| see page 97

A4 stainless steel available upon request



Self-drilling screw
JF6-2-5.5

Self-drilling screw JT3-2-6.0



Cross references	page
Socket wrench insert SW8	416
Cordless screwdriver ASCS 6.3	393

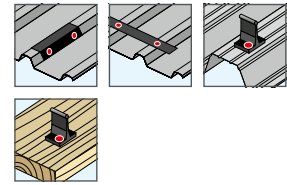
Application range

- > Fastening profiled aluminium sheets to thin-walled steel, aluminium or timber substructure
- > Fixing standing seam systems (clips)

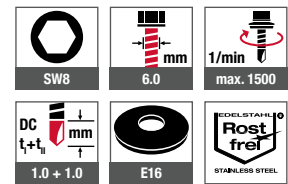
Properties

- > A2 stainless steel with hardened steel drill point
- > Stainless steel sealing washer
- > Pre-assembled sealing washer

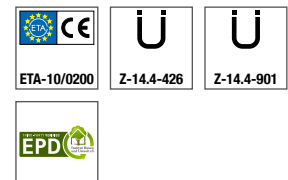
Applications



Technical specifications



Certifications



Product online




Order description	Length [mm]	Clamping thickness [mm]	PU [pieces]	Price/100 [EUR]	Article number	EAN
Sealing washer E16, Ø 16 mm						
JT3-2-6.0x25-E16	25	0–7	500		3595511321	4061245015200
JT3-2-6.0x35-E16	35	0–16	500		3595711321	4061245015149

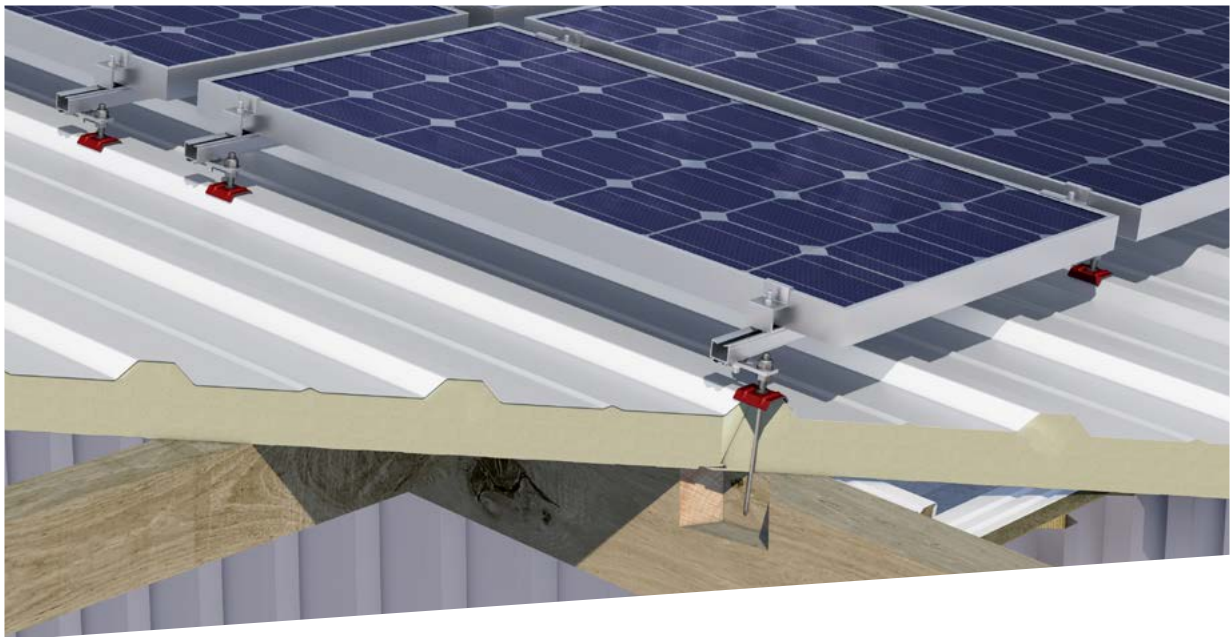
EJOT® Solar Fasteners

The Solar Fastener is the first stainless steel fastening element with drill point approved by the German Institute for Construction Technology (DIBt) for fixing photovoltaic installations to trapezoidal profiles and sandwich panel roofs. Pre-drilling is a thing of the past – the new EJOT Solar Fastener made of stainless steel A2 (AISI 304) or A4 (AISI 316) includes a hardened steel drill point. This way drilling, thread forming and fastening is done in one step.

Benefits

- > Quick retrofitting on existing roofs
- > No additional holes in the roofing membrane
- > Use of proven sealing systems
- > No special assembly tools necessary
- > Extremely safe fastening with direct embedment into the substructure





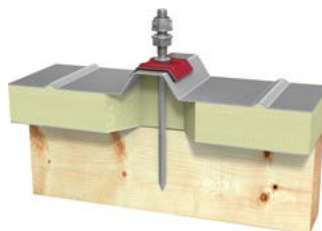
Product selection depending on roof structure

JA thread for timber substructures:




JA3-SB-8.0xL

with FZD sealing element for fibre cement roofing



JA3-SB-8.0xL

with sealing washer E16 + ORKAN storm washer for sandwich panels



JA3-SB-8.0xL


with sealing washer E16 + ORKAN storm washer for trapezoidal profiles

JT thread for steel substructures:



JT3-SB-3-8.0xL

with FZD sealing element for fibre cement roofing



JT3-SB-3-8.0xL

with sealing washer E16 + ORKAN storm washer for sandwich panels



JT3-SB-3-8.0xL

with sealing washer E16 + ORKAN storm washer for trapezoidal profiles

Solar Fastener JT3-SB-3-8.0xL



Cross references	page
Bit hexagon SW5	412
Bit holder	420
Cordless screwdriver	
ASCM 18	393
Drill bit HSS	404
SB flat steel	202
Orkan storm washers	148



Watch the video now:
<https://youtu.be/4nH43K0So34>

Application range

- > For fastening elevated solar and photovoltaic installations to steel substructures 1.5–3 mm
- > Can also be used for steel substructure ≥ 3.0 mm if pre-drilled
- > For high-strength steel substructures up to S450GD
- > Suitable for metal trapezoidal and corrugated profile sheets and sandwich panels

Properties

- > A2 stainless steel with hardened steel drill point
- > In set with sealing washer E16 + ORKAN storm washer
- > ETA-22/0762

Benefits

- > Quick retrofitting on existing roofs
- > No additional holes in the roofing membrane
- > Use of proven sealing systems
- > No special assembly tools necessary
- > Extremely safe fastening with direct embedment into the substructure
- > Building authorities-approved fastening system
- > Project-related pre-structural assessment (see page 33)

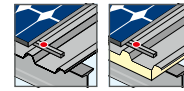
Note

The solar fastener components are tailored to your project. Further versions upon request!

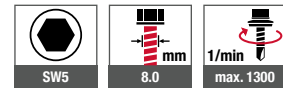
Drill hole diameter
Steel substructure (S235 - EN 10025-1)

Substructure thickness [mm]	1.5 < 3.0	3.0 < 5.0	5.0 < 7.5	7.5 < 10	≥ 10
Drill hole diameter [mm]	without pre-drilling	6.8	7.0	7.2	7.4

Applications



Technical specifications



Product online



Order description	Screw length [mm]	Clamping thickness [mm]	PU [pieces]	Price/1 [EUR]	Article number	EAN
Set screw M10 x 50 mm						
Set JT3-SB-3-8.0x85/50 E16 DIN 934	85	18–60	25		3340891905	4061245021201
Set JT3-SB-3-8.0x115/50 E16 DIN 934	115	48–90	25		3341191905	4061245021218
Set JT3-SB-3-8.0x155/50 E16 DIN 934	155	88–130	25		3341591905	4061245021225
Set JT3-SB-3-8.0x195/50 E16 DIN 934	195	128–170	25		3341991905	4061245021232
Set screw M10 x 70 mm						
Set JT3-SB-3-8.0x85/70 E16 DIN 934	85	18–60	25		3340891907	4061245041117
Set JT3-SB-3-8.0x115/70 E16 DIN 934	115	48–90	25		3341191907	4061245041094
Set JT3-SB-3-8.0x155/70 E16 DIN 934	155	88–130	25		3341591907	4061245041070
Set JT3-SB-3-8.0x195/70 E16 DIN 934	195	128–170	25		3341991907	4061245041056

Ordering note: ORKAN storm washers must be ordered separately with the specification of the storm washer type (for selection information see page 158). Also available with screw nuts with locking serrations DIN 6923.

Solar Fastener JA3-SB-8.0xL



Application range

- > For fastening elevated solar and photovoltaic installations to timber substructures
- > Suitable for metal trapezoidal and corrugated profile sheets and sandwich panels

Properties

- > A2 stainless steel
- > In set with sealing washer E16 + ORKAN storm washer
- > ETA-22/0762

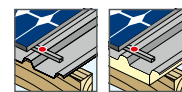
Benefits

- > Quick retrofitting on existing roofs
- > No additional holes in the roofing membrane
- > Use of proven sealing systems
- > No special assembly tools necessary
- > Extremely safe fastening with direct embedment into the substructure
- > Building authorities-approved fastening system
- > Project-related pre-structural assessment (see page 33)

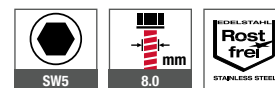
Note

The solar fastener components are tailored to your project. Further versions upon request!

Applications



Technical specifications



Cross references	page
Bit hexagon SW5	412
Bit holder	420
Cordless screwdriver	
ASCM 18	393
Drill bit HSS	404
SB flat steel	202
Orkan storm washers	148



Watch the video now:
<https://youtu.be/vcfDJK0cUsw>

Drill hole diameter
 Timber substructure

Thickness of substructure
 [mm] ≥ 32

Drill hole diameter
 [mm] 5.5

Product online



Order description	Screw length [mm]	PU [pieces]	Price/1 [EUR]	Article number	EAN
Set screw M10 x 50 mm					
Set JA3-SB-8.0x80/50 E16 DIN 934	80	25		3150891905	4061245016924
Set JA3-SB-8.0x100/50 E16 DIN 934	100	25		3151091905	4061245016887
Set JA3-SB-8.0x130/50 E16 DIN 934	130	25		3151391905	4061245016849
Set JA3-SB-8.0x150/50 E16 DIN 934	150	25		3151591905	4061245016801
Set JA3-SB-8.0x180/50 E16 DIN 934	180	25		3151891905	4061245016764
Set JA3-SB-8.0x200/50 E16 DIN 934	200	25		3152091905	4061245016726
Set screw M10 x 70 mm					
Set JA3-SB-8.0x80/70 E16 DIN 934	80	25		3150891907	4061245016917
Set JA3-SB-8.0x100/70 E16 DIN 934	100	25		3151091907	4061245016870
Set JA3-SB-8.0x130/70 E16 DIN 934	130	25		3151391907	4061245016832
Set JA3-SB-8.0x150/70 E16 DIN 934	150	25		3151591907	4061245016795
Set JA3-SB-8.0x180/70 E16 DIN 934	180	25		3151891907	4061245016757
Set JA3-SB-8.0x200 /70 E16 DIN 934	200	25		3152091907	4061245016719

Ordering note: ORKAN storm washers must be ordered separately with the specification of the storm washer type (for selection information see page 158). Also available with screw nuts with locking serrations DIN 6923.

Solar Fastener JT3-SB-3-8.0xL



Application range

- > For fastening elevated solar and photovoltaic installations to steel substructures 1.5–3 mm
- > Can also be used for steel substructure ≥ 3.0 mm if pre-drilled
- > For high-strength steel substructures up to S450GD
- > Suitable for corrugated fibre cement profile sheets

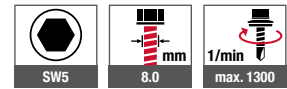
Properties

- > A2 stainless steel with hardened steel drill point
- > With fibre cement seal FZD

Applications



Technical specifications



Cross references	page
Bit hexagon SW5	412
Bit holder	420
Cordless screwdriver	
ASCM 18	393
Drill bit HSS	404
SB flat steel	202

Benefits

- > Quick retrofitting on existing roofs
- > No additional holes in the roofing membrane
- > Use of proven sealing systems
- > No special assembly tools necessary
- > Extremely safe fastening with direct embedment into the substructure
- > Project-related pre-structural assessment (see page 33)



Watch the video now:
<https://youtu.be/4nH43K0So34>

Note

Fibre cement panels must be pre-drilled with 11 mm.
 The solar fastener components are tailored to your project.
 Further versions upon request!

Drill hole diameter
Steel substructure (S235 - EN 10025-1)

Substructure thickness [mm]	1.5 < 3.0	3.0 < 5.0	5.0 < 7.5	7.5 < 10	≥ 10
Drill hole diameter [mm]	without pre-drilling	6.8	7.0	7.2	7.4

Product online



Order description	Screw length [mm]	Clamping thickness [mm]	PU [pieces]	Price/1 [EUR]	Article number	EAN
Set screw M10 x 50 mm						
Set JT3-SB-3-8.0x85/50 FZD DIN 934	85	17–58	25		3340898905	4061245021249
Set JT3-SB-3-8.0x115/50 FZD DIN 934	115	47–88	25		3341198905	4061245021256
Set JT3-SB-3-8.0x155/50 FZD DIN 934	155	87–128	25		3341598905	4061245021263
Set JT3-SB-3-8.0x195/50 FZD DIN 934	195	127–168	25		3341998905	4061245021270
Set screw M10 x 70 mm						
Set JT3-SB-3-8.0x85/70 FZD DIN 934	85	17–58	25		3340898907	4061245041100
Set JT3-SB-3-8.0x115/70 FZD DIN 934	115	47–88	25		3341198907	4061245041087
Set JT3-SB-3-8.0x155/70 FZD DIN 934	155	87–128	25		3341598907	4061245041063
Set JT3-SB-3-8.0x195/70 FZD DIN 934	195	127–168	25		3341998907	4061245041049

Order information: Also available with screw nuts with locking serrations DIN 6923.

Solar Fastener JA3-SB-8.0xL



Cross references	page
Bit hexagon SW5	412
Bit holder	420
Cordless screwdriver	
ASCM 18	393
Drill bit HSS	404
SB flat steel	202



Watch the video now:
<https://youtu.be/vcfDJK0cUsw>

Application range

- > For fastening elevated solar and photovoltaic installations to timber substructures
- > Suitable for corrugated fibre cement profile sheets

Properties

- > A2 stainless steel
- > With fibre cement seal FZD

Benefits

- > Quick retrofitting on existing roofs
- > No additional holes in the roofing membrane
- > Use of proven sealing systems
- > No special assembly tools necessary
- > Extremely safe fastening with direct embedment into the substructure
- > Project-related pre-structural assessment (see page 33)

Note

Fibre cement panels must be pre-drilled with 11 mm.
 The solar fastener components are tailored to your project.
 Further versions upon request!

**Drill hole diameter
 Timber substructure**

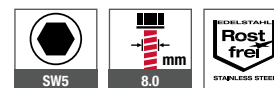
**Thickness of substructure
 [mm]** ≥ 32

**Drill hole diameter
 [mm]** 5.5

Applications



Technical specifications



Product online



Order description	Screw length [mm]	PU [pieces]	Price/1 [EUR]	Article number	EAN
Set screw M10 x 50 mm					
Set JA3-SB-8.0x80/50 FZD DIN 934	80	25		3150898905	4061245016900
Set JA3-SB-8.0x100/50 FZD DIN 934	100	25		3151098905	4061245016863
Set JA3-SB-8.0x130/50 FZD DIN 934	130	25		3151398905	4061245016825
Set JA3-SB-8.0x150/50 FZD DIN 934	150	25		3151598905	4061245016788
Set JA3-SB-8.0x180/50 FZD DIN 934	180	25		3151898905	4061245072005
Set JA3-SB-8.0x200/50 FZD DIN 934	200	25		3152098905	4061245016702
Set screw M10 x 70 mm					
Set JA3-SB-8.0 x80/70 FZD DIN 934	80	25		3150898907	4061245016894
Set JA3-SB-8.0x100/70 FZD DIN 934	100	25		3151098907	4061245016856
Set JA3-SB-8.0x130/70 FZD DIN 934	130	25		3151398907	4061245016818
Set JA3-SB-8.0x150/70 FZD DIN 934	150	25		3151598907	4061245016771
Set JA3-SB-8.0x180/70 FZD DIN 934	180	25		3151898907	4061245016733
Set JA3-SB-8.0x200/70 FZD DIN 934	200	25		3152098907	4061245016696

Order information: Also available with screw nuts with locking serrations DIN 6923.

SB flat steel for EJOT® solar fastener



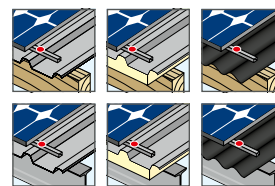
Application range

- > Connection plate for fastening different solar installations

Properties

- > A2 stainless steel
- > With slotted hole
- > Dimensions: 40x5x100 mm
- > Hole diameter: 10 mm

Applications



Cross references

	page
JA3-SB-8.0xL E16 DIN 934	199
JA3-SB-8.0xL FZD DIN 934	201
JT3-SB-8.0xL E16 DIN 934	198
JT3-SB-8.0xL FZD DIN 934	200

Technical specifications



Product online



Order description	PU [pieces]	Price/1 [EUR]	Article number	EAN
SB flat steel 40x5x110 A2 / hole 10 mm	25		3110001000	4061245017600

DEKTITE® Premium 3



Application range

- > Ideal for solar installations and PV
- > For up to 2 cables Ø 4–8 mm and 1 pipe Ø ≤ 35 mm

Properties

- > Version EDPM (black)
- > Temperature resistance EPDM (black or grey) permanent 50 °C to +115 °C, short-term up to +150 °C
- > Temperature resistance silicone (red) permanent 50 °C to +200 °C, short-term up to +250 °C
- > 20-year warranty on material

Note

Use folding blind rivets for fibre cement boards. Profile height max. 45 mm.

Included in delivery

- 1 pipe flashing
- 1 cartridge of EJOPLAST joint sealant
- 1 self-drilling screw set - optionally folding blind rivet set

Product online



Order description	For pipe diameter [mm]	Base [mm]	Roof pitch [°]	Content cartridge [ml]	Content screw [pieces]	PU [pieces]	Price/1 [EUR]	Article number	EAN
DFE 100 BS	0–35	100 x 100	0–60	80	8	1		8250004704	4061245013633

Order information: All versions also available in grey (EPDM) and red (silicone)

Further versions available



DEKTITE®
Square (set)
| see page 175

DEKTITE® Premium 5



Application range

- > Ideal for solar installations and PV
- > For up to 4 cables Ø 4–8 mm and 1 pipe Ø ≤ 5–55 mm

Properties

- > Version EDPM (black)
- > Temperature resistance EPDM (black or grey) permanent 50 °C to +115 °C, short-term up to +150 °C
- > Temperature resistance silikon (red) permanent 50 °C to +200 °C, short-term up to +250 °C
- > 20-year warranty on material

Included in delivery

- 1 pipe flashing
- 1 cartridge of EJOPLAST joint sealant
- 1 self-drilling screw set - optionally folding blind rivet set

Product online



Note

Use folding blind rivets for fibre cement boards. Profile height max. 45 mm.

Order description	For pipe diameter [mm]	Base [mm]	Roof pitch [°]	Content cartridge [ml]	Content screw [pieces]	PU [pieces]	Price/1 [EUR]	Article number	EAN
DFE 101 BS	5–55	139 x 139	0–60	80	8	1		8250104704	4061245013626

Order information: All versions also available in grey (EPDM) and red (silicone)

DEKTITE® Premium 12



Application range

- > Ideal for PV
- > For up to 12 cables Ø 4–8 mm

Properties

- > Version EDPM (black)
- > Temperature resistance EPDM (black or grey) permanent 50 °C to +115 °C, short-term up to +150 °C
- > 20-year warranty on material

Included in delivery

- 1 pipe flashing
- 1 cartridge of EJOPLAST joint sealant
- 1 self-drilling screw set - optionally folding blind rivet set

Product online




Note

Use folding blind rivets for fibre cement boards. Profile height max. 45 mm.

Order description	Base [mm]	Roof pitch [°]	Content cartridge [ml]	Content screw [pieces]	PU [pieces]	Price/1 [EUR]	Article number	EAN
DFE 101 BM	139 x 139	0–60	80	8	1		8250000704	4061245013640

Order information: All versions also available in grey (EPDM).





Flat Roofing

Fasteners and installation tools for the efficient fixing of insulation and waterproofing membrane to flat roofs and slightly sloping roofs

www.ejot.com/flat-roofing

Product overview

Self-drilling roof screws

DABO®

(steel, Climadur-coated)

SW8-RT-4.8xL	214
TKR-4.8xL	218
TKR-4-4.8xL	221
VHT-R-4.8xL	222

DABO®

(A4 stainless steel + steel)

SW8-ET-4.8xL	216
TKE-4.8xL	220
VHT-E-4.8xL	223

Concrete screws

Steel, Climadur-coated

FBS-R-6.3xL	224
JBS-R 7.5xL	225

Aerated concrete screws

A2 stainless steel

FPS-E-8.0xL	226
-------------	-----

Stress plates

Alu-zinc coated steel

HTV 82/40	227
HTV-82/40-TK	229
HTV-82/40-F	230
HTV-40-RU	231

Stainless steel

HTE 82/40	228
-----------	-----

Plastics

HTK-S-20xL	233
HTK-2G-50xL	234
EcoTek-50xL	235
EcoTek-T-50xL	236

Flat roof profile

Alu-zinc coated steel

Flat roof profile FP	232
----------------------	-----

Stress plate combinations

Steel, alu-zinc-coated / steel, Climadur-coated

HTV-RU-40/ -W	237
---------------	-----

Plastics / steel, Climadur-coated

HTK-2G-M/TKRxL (collated)	238
HTK-2G-TKRxL (loose, pre-assembled)	239
Stress plate JBS-R/EcoTek (loose, pre-turned)	243

Plastics / A4 stainless steel

HTK-2G-M/TKE (collated)	230
HTK-2G-TKE (loose, pre-assembled)	231

Flat roofing anchors

Plastics / steel, Climadur-coated

FDD-Plus- R (steel)	244
---------------------	-----

Plastics / A2 stainless steel

FDD Plus -E (stainless steel)	246
-------------------------------	-----

Technical abbreviations

Abbreviation	Description	Unit
d	Thread outer diameter / nominal diameter	mm
d ₀	Nominal drill diameter / drill hole diameter	mm
DC	Drilling capacity	mm
d _{head}	Head diameter	mm
d _{nom}	Effective outer diameter	mm
F _{Rk}	Characteristic resistance	kN
h	Component thickness	mm
h ₀	Drill hole depth	mm

Abbreviation	Description	Unit
h _D	Total panel thickness	mm
h _{ef}	Effective embedment depth	mm
h _{nom}	Nominal embedment depth	mm
l	Screw length	mm
l _d	Anchor length	mm
l _g	Thread length	mm
l _s	Sleeve length	mm

Flat roof with waterproof membrane (uninsulated or insulated)

Description

Roof surfaces with a pitch below 5° are flat roofs. They should have a minimum inclination of 2 % (DIN 18531 waterproofing of roofs – sealings for non-utilised roofs).

Design

The most common design is the single-sheet, non-ventilated flat roof.

Layer design of the non-ventilated flat roof (warm roof):

- > Sealing (if required with separation layer)
- > Thermal insulation
- > Vapour barrier sheeting
- > Structural deck (e.g. trapezoidal steel sheet)

Mechanical fixing

The system of loose laying with mechanical fixing of roof sealings as an economic flat roof system is well established especially in industrial construction.

Special positive properties of mechanical fixing are:

- > Immediately usable fixing without waiting time
- > Fixing in one work step
- > Specified type of fixing
- > No restrictions due to building use or surface condition
- > Manual or mechanical installation process

Depending on the flat roof construction and the insulating materials / sealing strips used therein, fasteners with combinations of metal and plastic stress plates are used.

In case of renovations or substrates with unknown load-bearing capacity, on-site pull-out tests must be carried out and recorded according to ETAG 006. Our service team will gladly assist you.

In case of renovations through existing thermally insulated roof constructions, it must be ensured that the intended fasteners are suitable for a multi-layer roof construction and can penetrate it. Combinations with metal stress plates or those with short plastic stress plates are usually suitable for this purpose, and for mineral substrates, flat roof anchors with a slender shank along the entire length. Furthermore, the currently valid flat roof guideline requires the use of stainless steel fasteners for renovations.

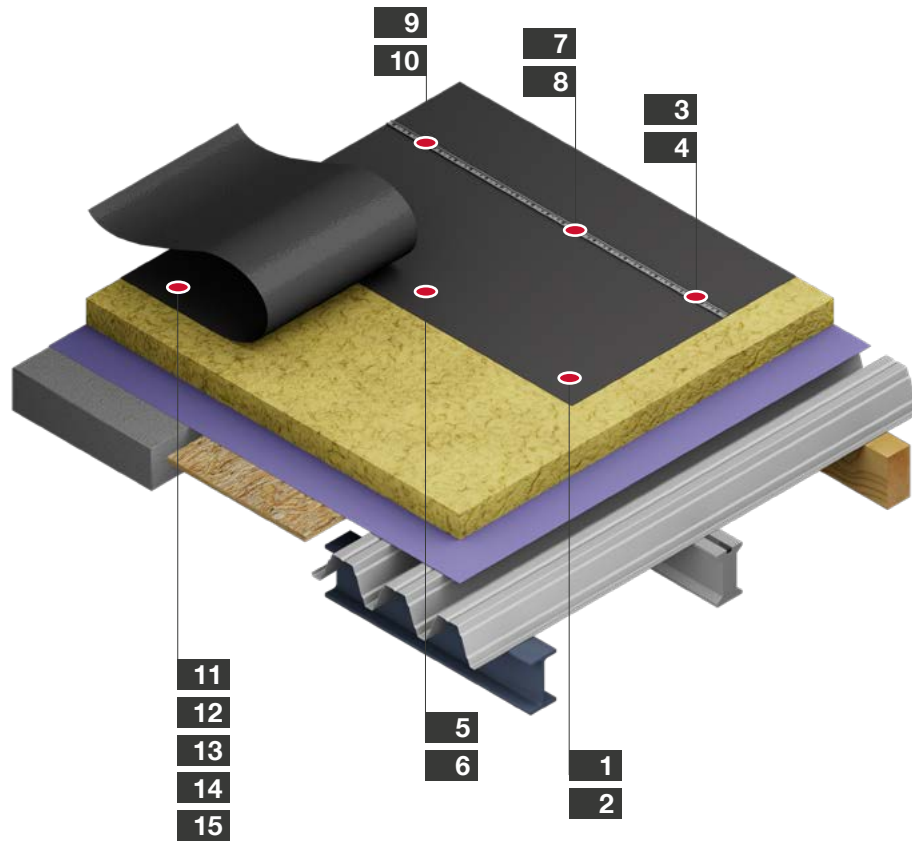
| see pages 210 and 211









Quantity determination








For a rough estimate of the fastener quantity it can be assumed that an average of approx.

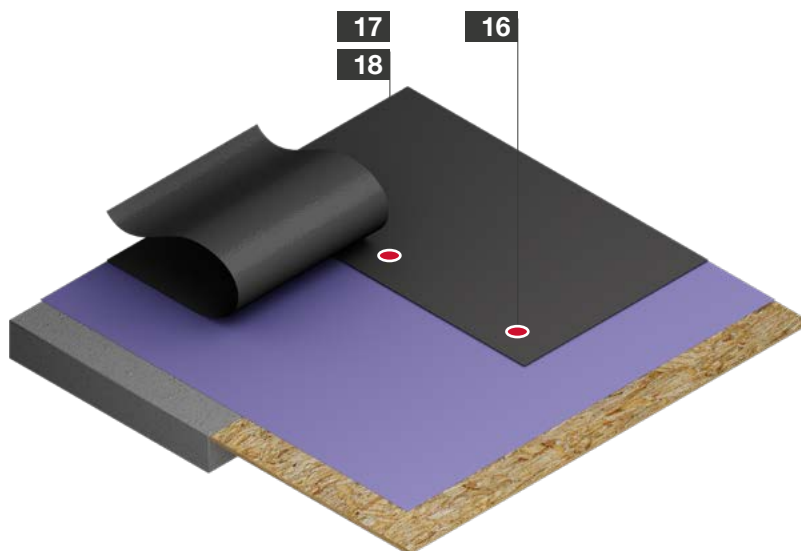
4 screws per m² flat roof are required



For PIR/PUR insulating materials, metal stress plates according to DIN 18234 may be required




No.	Application	Product	Page
1	 Waterproofing membrane with insulation to trapezoidal profile	Dabo® screw TKR-4.8xL + HTK 2GxL	218
2	 Waterproofing membrane with insulation to trapezoidal profile	Dabo® screw TKE-4.8xL + HTK 2GxL	220
3	 Waterproofing membrane with insulation to trapezoidal profile	Dabo® screw TKR-4.8xL+HTK-S + flat roof profile FP	218
4	 Waterproofing membrane with insulation to trapezoidal profile	Dabo® screw TKE-4.8xL+HTK-S + flat roof profile FP	220
5	 Waterproofing membrane with insulation to roof boarding / OSB	Dabo® screw VHT-R-4.8xL + HTK 2GxL	222
6	 Waterproofing membrane with insulation to roof boarding / OSB	Dabo® screw VHT-E-4.8xL + HTK 2GxL	223
7	 Waterproofing membrane with insulation to roof boarding / OSB	Dabo® screw VHT-R-4.8xL + HTK-S + flat roof profile FP	222
8	 Waterproofing membrane with insulation to roof boarding / OSB	Dabo® screw VHT-R-4.8xL + HTK-S + flat roof profile FP	223

No.	Application	Product	Page
9	 Waterproofing membrane with insulation to aerated concrete	Aerated concrete screw FPS-E-8.0xL + flat roof profile FP	226
10	 Waterproofing membrane with insulation to concrete	Concrete screw FBS-R-6.3xL + flat roof profile FP	224
11	 Waterproofing membrane with insulation to concrete	Concrete screw JBS-R-7.5xL + EcoTek 50xL	225
12	 Waterproofing membrane with insulation to concrete and lightweight concrete	Flat roofing anchor FDD-Plus-50xL-R	244
13	 Waterproofing membrane with insulation to concrete and lightweight concrete	Flat roofing anchor FDD-Plus-50xL-E	246
14	 Waterproofing membrane with insulation to concrete	Concrete screw FBS-R-6.3xL + EcoTek 50xL	224
15	 Waterproofing membrane with insulation to aerated concrete	Aerated concrete screw FPS-E-8.0xL + EcoTek 50x L	226



No.	Application	Product	Page
16	 Waterproofing membrane to roof boarding / OSB boards	Stress plates HTV-RU-40 W	237
17	 Waterproofing membrane to concrete	Concrete screw FBS-R-6.3xL + HTV 82/40 F	224

No.	Application	Product	Page
18	 Waterproofing membrane to aerated concrete	Gas concrete screw FPS-E-8.0xL + HTV 82/40 F	226

Corrosion protection in flat roofs

In standard applications, the minimum requirement in flat roofs is generally the use of corrosion-protected fasteners, this corrosion protection is effective due to the following variants of surface coating.

Minimum requirements call for 15 Kesternich cycles according to DIN 50018

Climadur coating

Compared to conventional galvanic zinc platings, the Climadur duplex coating offers a significantly higher corrosion protection. With a resistance of 15 Kesternich cycles (DIN 50018), the Climadur coating meets the requirements for mechanically fastened roof waterproofing systems according to ETAG 006.

Alu-zinc coating

This is an alloy coating that offers significantly more effective corrosion protection than conventional galvanising. Due to the edging, bending and roll forming properties, forming is possible without damaging the coating. This ensures resistance over 15 Kesternich cycles despite forming.

According to current regulations, a corrosion-protected fastener with *Climadur* coating is only to be used in flat roofs if it is a new building in application class K1, which is not erected in accordance with VOB (DIN 18336).

Stainless steel fasteners

In the case of separate requirements in accordance with the VOB, in the case of construction work according to application class K2 (DIN 18531) or in the case of roof renovations using existing thermally insulated roof constructions, corrosion resistance in accordance with DIN EN ISO 8044 must be ensured. This requirement is met by A2/A4 stainless steel fasteners or plastic stress plates.



Resistance to imposed loads on flat roofs

What is resistance to imposed loads?

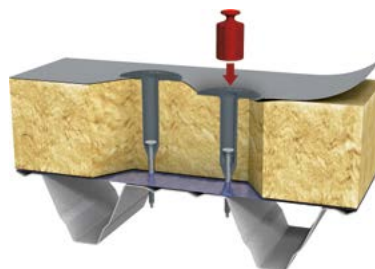
When stepping on the roof surface, damage to the roofing membrane by a protruding screw head is prevented. There are the following options to ensure this resistance to imposed loads:

System effect

It is assumed here that the insulation material is sufficiently pressure-resistant and that it is therefore not possible to press down the stress plate. Since, according to the current flat roof directive, the system effect is not working when using mineral wool insulation, fastening elements which prevent screw head protrusion due to foot traffic must be used.

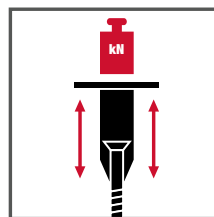
Supporting effect

There are fastening combinations with a so-called supporting effect, which means that there is an additional thread underneath the head of the self-drilling roof screw. This high thread fixes the metal stress plate and thus prevents the plate from being pressed down and the screw head from piercing the roofing membrane.

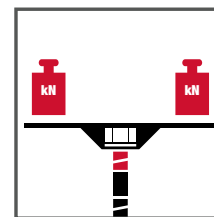


Telescopic effect

Another option to ensure the resistance to imposed loads is the use of fastening elements with telescopic effect. With these combinations, the screw sits deep in the shank of the stress plate, which prevents the screw head from piercing the roofing membrane under a respective load.



Telescopic effect for resistance to imposed loads



Supporting effect for resistance to imposed loads
















Compatibility

acc. to ETA-07/0013

Metal stress plates

		HTV 82/40	HTE 82/40	HTV 82/40 TK	HTV 82/40 F	HTV 40 RU
						
SW8-RT-4.8		X	X		X	
SW8-ET-4.8		X	X			
TKR-4.8				X	X	X
TKE-4.8				X	X	X
TKR-4-4.8				X	X	X
VHT-R-4.8				X	X	X
VHT-E-4.8				X	X	X
JT2-ST-2-6.0					X	X
JT3-ST-2-6.0					X	X
JT2-ST-2-6.8					X	X
FBS-R-6.3					X	X
JBS-R-7.5					X	X
FPS-E-8.0					X	X
SDF-S-10H-E						
SDP-S-10G-E						

Timber Construction
Industrial Lightweight Construction
Solar
Flat Roofing
Rear-Ventilated Facades (VHF)
Anchoring Technology
Window and Glass Facade Technology
Interior Work
Mounting Elements for Attachments
Machinery, Spare Parts, Tools

Plastic stress plates					Flat roof profile FP		
HTK 2G 50xL	HTK 2G 75xL	EcoTek 50	EcoTek-T 50	HTK-S			
					X		SW8-RT-4.8
					X		SW8-ET-4.8
X	X	X	X	X	X		TKR-4.8
X	X	X	X	X	X		TKE-4.8
X	X	X	X	X	X		TKR-4-4.8
X	X	X	X	X	X		VHT-R-4.8
X	X	X	X	X	X		VHT-E-4.8
		X	X		X		JT2-ST-2-6.0
		X	X		X		JT3-ST-2-6.0
		X	X		X		JT2-ST-2-6.8
		X	X		X		FBS-R-6.3
		X	X		X		JBS-R-7.5
		X	X		X		FPS-E-8.0
					X		SDF-S-10H-E
					X		SDP-S-10G-E

Timber Construction

Industrial Lightweight Construction

Solar

Flat Roofing

Rear-Ventilated Facades (VHF)

Anchoring Technology

Window and Glass Facade Technology

Interior Work

Mounting Elements for Attachments

Machinery, Spare Parts, Tools

DABO® screw SW8-RT-4.8



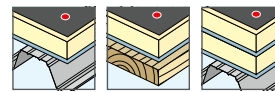
Application range

- > To fix roofing membranes and insulating material to substructures made of sheet steel $\geq 0.70 \text{ mm} \leq 1.5 \text{ mm}$, timber or wood-based material
- > To fix roofing membranes and insulating material to multi-layer roofing
- > For combination with stress plates
- > For new buildings

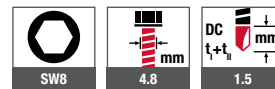
Properties

- > Case-hardened steel
- > Climadur-coated – high-quality coating to improve corrosion protection (15 Kesternich cycles, DIN 50018, 1997)
- > High thread for resistance to imposed loads

Applications



Technical specifications



Certifications



Cross references	page
Stress plate HTV 82/40	227
Stress plate HTE 82/40	228
Stress plate HTV 82/40 F	230
Flat roof profile FP	232
Socket wrench insert SW8	416

Length determination (minimum lengths)

Sheet steel	Total panel thickness + 20 mm
Timber	Total panel thickness + 30 mm



EJOT® installation tool ECOSSET available as rental equipment
Article number G000000076

Info see page 33

Compatibility acc. to ETA-07/0013

	HTV 82/40	HTE 82/40	HTV 82/40 TK	HTV 82/40 F	HTV 40 RU	HTK 2G 50xL	HTK 2G 75xL	EcoTek 50	EcoTek-T 50	HTK-S	Flat roof profile FP
SW8-RT-4.8	X	X		X							X

Product online



Order description	Length [mm]	Thread length [mm]	PU [pieces]	Price/100 [EUR]	Article number	EAN
bulk packed						
SW8RT-4.8x80	80	56	250		3477100629	4061245016481
SW8RT-4.8x100	100	56	250		3477300629	4061245016467
SW8RT-4.8x120	120	56	250		3477500629	4061245016443
SW8RT-4.8x140	140	56	250		3477700629	4061245016429
SW8RT-4.8x160	160	56	100		3477900629	4061245016405
SW8RT-4.8x180	180	56	100		3478100629	4061245016382
SW8RT-4.8x200	200	56	100		3478300629	4061245016368
SW8RT-4.8x220	220	56	100		3478400629	4061245016344
SW8RT-4.8x240	240	56	100		3478600629	4061245016320
SW8RT-4.8x260	260	56	100		3478800629	4061245016306
SW8RT-4.8x280	280	56	100		3479000629	4061245041032

Product online



Order description	Length [mm]	Thread length [mm]	PU [pieces]	Price/100 [EUR]	Article number	EAN
belted						
SW8RT-4.8x80 belted	80	56	750		3477101629	4061245016474
SW8RT-4.8x100 belted	100	56	750		3477301629	4061245016450
SW8RT-4.8x120 belted	120	56	750		3477501629	4061245016436
SW8RT-4.8x140 belted	140	56	750		3477701629	4061245016412
SW8RT-4.8x160 belted	160	56	750		3477901629	4061245016399
SW8RT-4.8x180 belted	180	56	750		3478101629	4061245016375
SW8RT-4.8x200 belted	200	56	750		3478301629	4061245016351
SW8RT-4.8x220 belted	220	56	750		3478401629	4061245016337
SW8RT-4.8x240 belted	240	56	750		3478601629	4061245016313
SW8RT-4.8x260 belted	260	56	750		3478801629	4061245016290

DABO® screw SW8 RT-4.8



Application range

- > To fix roofing membranes and insulating material to substructures made of sheet steel $\geq 0.70 \text{ mm} \leq 1.5 \text{ mm}$, timber or wood-based material
- > To fix roofing membranes and insulating material to multi-layer roofing
- > For combination with stress plates
- > For new buildings and renovations

Properties

- > A4 stainless steel with hardened steel drill point
- > High thread for resistance to imposed loads

Length determination (minimum lengths)

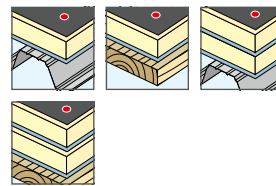
Sheet steel	Total panel thickness + 20 mm
Timber	Total panel thickness + 30 mm

Cross references	page
Stress plate HTV 82/40	227
Stress plate HTE 82/40	228
Flat roof profile FP	232
Socket wrench insert SW8	416

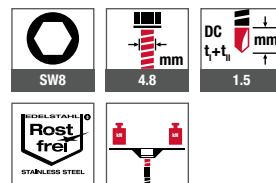


EJOE® installation tool ECOSSET
available as rental equipment
Article number G000000076
Info see page 33

Applications



Technical specifications



Certifications



Conforms to the requirements according to VOB and the application class K2 according to DIN 18531 regarding the corrosion resistance in combination with stress plate HTE 82/40

Compatibility acc. to ETA-07/0013

	HTV 82/40	HTE 82/40	HTV 82/40 TK	HTV 82/40 F	HTV 40 RU	HTK 2G 50xL	HTK 2G 75xL	EcoTek 50	EcoTek-T 50	HTK-S	Flat roof profile FP
SW8-ET-4.8	X	X									X

Timber Construction
Industrial Lightweight Construction
Solar
Flat Roofing
Rear-Ventilated Facades (V+F)
Anchoring Technology
Window and Glass Facade Technology
Interior Work
Mounting Elements for Attachments
Machinery, Spare Parts, Tools

Product online



Order description	Length [mm]	Thread length [mm]	PU [pieces]	Price/100 [EUR]	Article number	EAN
bulk packed						
SW8ET-4.8x100	100	56	250		3439100649	4061245062204
SW8ET-4.8x120	120	56	250		3439120649	4061245062211
SW8ET-4.8x140	140	56	250		3439140649	4061245062235
SW8ET-4.8x160	160	56	100		3439160649	4061245016535
SW8ET-4.8x180	180	56	100		3439180649	4061245020730
SW8ET-4.8x200	200	56	100		3439200649	4061245016511
SW8ET-4.8x220	220	56	100		3439220649	4061245020716
SW8ET-4.8x240	240	56	100		3439240649	4061245016498
SW8ET-4.8x260	260	56	100		3439260649	4061245020693

Product online



Order description	Length [mm]	Thread length [mm]	PU [pieces]	Price/100 [EUR]	Article number	EAN
belted						
SW8ET-4.8x100 belted	100	56	750		3439100629	4061245061917
SW8ET-4.8x120 belted	120	56	750		3439120629	4061245061924
SW8ET-4.8x140 belted	140	56	750		3439140629	4061245020761
SW8ET-4.8x160 belted	160	56	750		3439160629	4061245016542
SW8ET-4.8x180 belted	180	56	750		3439180629	4061245020747
SW8ET-4.8x200 belted	200	56	750		3439200629	4061245016528
SW8ET-4.8x220 belted	220	56	750		3439220629	4061245020723
SW8ET-4.8x240 belted	240	56	750		3439240629	4061245016504
SW8ET-4.8x260 belted	260	56	750		3439260629	4061245020709

DABO® screw TKR-4.8



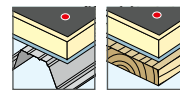
Application range

- > To fix roofing membranes and insulating material to substructures made of sheet steel $\geq 0.70 \text{ mm} \leq 1.5 \text{ mm}$, timber or wood-based material
- > For combination with stress plates
- > For new buildings

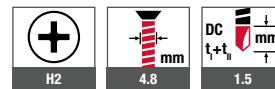
Properties

- > Case-hardened steel
- > Climadur-coated – high-quality coating to improve corrosion protection (15 Kesternich cycles, DIN 50018, 1997)
- > Can be delivered belted for installation tool EOCSET or pre-assembled and belted with stress plate HTK-2G for installation tool ECOSET HTK.
- > With bungle head

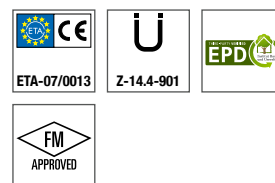
Applications



Technical specifications



Certifications



Cross references	page
Stress plate HTV 82/40 TK	229
Stress plate HTV 82/40 F	230
Stress plate HTV 40 RU	231
Stress plate HTK-2G 50	234
Stress plate EcoTek 50	235
Stress plate HTK-S	233
Flat roof profile FP	232
Bit cross recess	412

Length determination (minimum lengths)	
Sheet steel	Total panel thickness + 20 mm
Timber	Total panel thickness + 30 mm



EJOT® installation tool EOCSET available as rental equipment. Article number G000000076
Info see page 33



EJOT® installation tool ECOSET available as rental equipment. Article number G000000072
Info see page 33

Compatibility acc. to ETA-07/0013

	HTV 82/40	HTE 82/40	HTV 82/40 TK	HTV 82/40 F	HTV 40 RU	HTK 2G 50xL	HTK 2G 75xL	EcoTek 50	EcoTek-T 50	HTK-S	Flat roof profile FP
TKR-4.8			X	X	X	X	X	X	X	X	X

Product online



Order description	Length [mm]	Thread length [mm]	PU [pieces]	Price/100 [EUR]	Article number	EAN
TKR-4.8x35	35	35	500		6496700629	4061245045450
TKR-4.8x50	50	50	500		6496800629	4061245045467
TKR-4.8x60	60	56	500		6496900629	4061245045474
TKR-4.8x70	70	56	500		6497000629	4061245045481
TKR-4.8x80	80	56	250		6497100629	4061245045498
TKR-4.8x90	90	56	250		6497200629	4061245045504
TKR-4.8x100	100	56	250		6497300629	4061245045511
TKR-4.8x110	110	56	250		6497400629	4061245045528
TKR-4.8x120	120	56	250		6497500629	4061245045535
TKR-4.8x140	140	56	250		6497700629	4061245045542
TKR-4.8x160	160	56	100		6497900629	4061245045559
TKR-4.8x180	180	56	100		6498100629	4061245045566
TKR-4.8x200	200	56	100		6498300629	4061245045573
TKR-4.8x220	220	56	100		6498400629	4061245045580
TKR-4.8x240	240	56	100		6498600629	4061245070803
TKR-4.8x260	260	56	100		6498800629	4061245045603
TKR-4.8x280	280	56	100		6498900629	4061245045610
TKR-4.8x300	300	56	100		6499000629	4061245045627

DABO® screw TKE-4.8



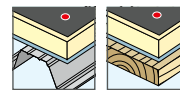
Application range

- > To fix roofing membranes and insulating material to substructures made of sheet steel ≥ 0.70 mm ≤ 1.5 mm, timber or wood-based material
- > For new buildings and renovations
- > For combination with stress plates

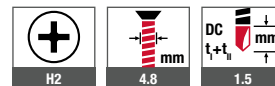
Properties

- > A4 stainless steel with hardened steel drill point
- > Can be delivered belted for installation tool EOCSET or pre-assembled and belted with stress plate HTK-2G for installation tool ECOSET HTK.
- > With bugle head

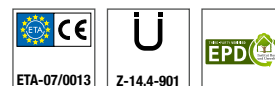
Applications



Technical specifications



Certifications



Conforms to the requirements according to VOB and the application class K2 according to DIN 18531 regarding the corrosion resistance in combination with stress plates HTK 2G, HTK S, EcoTek, EcoTek T

Cross references	page
Stress plate HTV 82/40 TK	229
Stress plate HTV 82/40 F	230
Stress plate HTV 40 RU	231
Stress plate HTK-2G 50	234
Stress plate EcoTek 50	235
Stress plate HTK-S	233
Flat roof profile FP	232
Bit cross recess	412

Length determination (minimum lengths)

Sheet steel	Total panel thickness + 20 mm
Timber	Total panel thickness + 30 mm



EJOT® installation tool EOCSET available as rental equipment
Article number G00000076

EJOT® installation tool EOCSET available as rental equipment.
Article number G00000072

Info see page 33

Info see page 33

Product online



Order description	Length [mm]	Thread length [mm]	PU [pieces]	Price/100 [EUR]	Article number	EAN
TKE-4.8x50	50	50	500		7384108301	4061245014067
TKE-4.8x60	60	56	500		7384109301	4061245011752
TKE-4.8x70	70	56	500		7384110301	4061245011745
TKE-4.8x80	80	56	250		7384111301	4061245011738
TKE-4.8x90	90	56	250		7384112301	4061245011721
TKE-4.8x100	100	56	250		7384113301	4061245011714
TKE-4.8x120	120	56	250		7384132301	4061245011691
TKE-4.8x140	140	56	250		7384125301	4061245011707
TKE-4.8x160	160	56	100		7384198301	4061245011684
TKE-4.8x180	180	56	100		7384202301	4061245011677
TKE-4.8x200	200	56	100		7384203301	4061245011660

Compatibility acc. to ETA-07/0013

	HTV 82/40	HTE 82/40	HTV 82/40 TK	HTV 82/40 F	HTV 40 RU	HTK 2G 50xL	HTK 2G 75xL	EcoTek 50	EcoTek-T 50	HTK-S	Flat roof profile FP
TKE-4.8			X	X	X	X	X	X	X	X	X

DABO® screw TKR-4-4.8



Application range

- > To secure roofing membrane and insulating material to sheet steel substructures $\geq 1.5 \text{ mm} \leq 4.0 \text{ mm}$
- > For combination with stress plates
- > For new buildings

Properties

- > Case-hardened steel
- > Climadur-coated – high-quality coating to improve corrosion protection (15 Kesternich cycles, DIN 50018, 1997)
- > Can be delivered belted for installation tool EOCSET or pre-assembled and belted with stress plate HTK-2G for installation tool ECOSET HTK.
- > With bugle head

Length determination (minimum lengths)

Sheet steel	Total panel thickness + 20 mm
Timber	Total panel thickness + 30 mm

Cross references	page
Stress plate HTV 82/40 TK	229
Stress plate HTV 82/40 F	230
Stress plate HTV 40 RU	231
Stress plate HTK-2G 50	234
Stress plate EcoTek 50	235
Stress plate HTK-S	233
Flat roof profile FP	232
Bit cross recess	412



EJOT® installation tool EOCSET available as rental equipment
Article number G000000076

Info see page 33



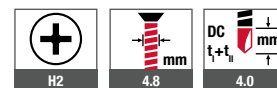
EJOT® installation tool ECOSET available as rental equipment.
Article number G000000072

Info see page 33

Applications



Technical specifications



Certifications



Product online



Order description	Length [mm]	Thread length [mm]	PU [pieces]	Price/100 [EUR]	Article number	EAN
TKR-4-4.8x70	70	56	500		3438070639	4061245012438
TKR-4-4.8x90	90	56	500		3438090639	4061245012421
TKR-4-4.8 x110	110	56	250		3438110639	4061245012414

Compatibility acc. to ETA-07/0013

	HTV 82/40	HTE 82/40	HTV 82/40 TK	HTV 82/40 F	HTV 40 RU	HTK 2G 50xL	HTK 2G 75xL	EcoTek 50	EcoTek-T 50	HTK-S	Flat roof profile FP
TKR-4-4.8			X	X	X	X	X	X	X	X	X

DABO® screw VHT-R-4.8



Application range

- > To fix roofing membranes and insulating material to substructures made of sheet steel $\geq 0.45 \text{ mm} \leq 0.80 \text{ mm}$, timber or wood-based material
- > For new buildings
- > For combination with stress plates

Properties

- > Case-hardened steel
- > Climadur-coated – high-quality coating to improve corrosion protection (15 Kesternich cycles, DIN 50018, 1997)
- > Can be delivered belted for installation tool EOCSET or pre-assembled with stress plate HTK-2G for installation tool ECOSET HTK.
- > With bugle head

Cross references	page
Stress plate HTV 82/40 TK	229
Stress plate HTV 82/40 F	230
Stress plate HTV 40 RU	231
Stress plate HTK-2G 50	234
Stress plate EcoTek 50	235
Stress plate HTK-S	233
Flat roof profile FP	232
Bit cross recess	412

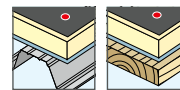
Note

For thicker and/or two-ply sheet steel we recommend use of the EJOT DABO® screw TKR-4.8.

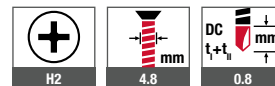
Length determination (minimum lengths)

Sheet steel	Total panel thickness + 20 mm
Timber	Total panel thickness + 30 mm

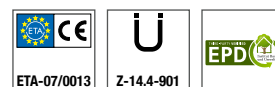
Applications



Technical specifications



Certifications



EJOT® installation tool ECOSET available as rental equipment

Info see page 33

Product online



Order description	Length [mm]	Thread length [mm]	PU [pieces]	Price/100 [EUR]	Article number	EAN
VHT-R-4.8x35	35	35	500		3496700609	4061245012360
VHT-R-4.8x50	50	50	500		3496800609	4061245012353
VHT-R-4.8x60	60	60	500		3496900609	4061245012346
VHT-R-4.8x70	70	60	500		3497000609	4061245012339
VHT-R-4.8x80	80	60	250		3497100609	4061245012322
VHT-R-4.8x90	90	60	250		3497200609	4061245012315
VHT-R-4.8x100	100	60	250		3497300609	4061245012308
VHT-R-4.8x120	120	60	250		3497500609	4061245012285
VHT-R-4.8x140	140	60	250		3497700609	4061245012278
VHT-R-4.8x160	160	60	100		3497900609	4061245012261
VHT-R-4.8x180	180	60	100		3498100609	4061245012247
VHT-R-4.8x200	200	60	100		3498300609	4061245012230

Compatibility acc. to ETA-07/0013

	HTV 82/40	HTE 82/40	HTV 82/40 TK	HTV 82/40 F	HTV 40 RU	HTK 2G 50xL	HTK 2G 75xL	EcoTek 50	EcoTek-T 50	HTK-S	Flat roof profile FP
VHT-R-4.8			X	X	X	X	X	X	X	X	X

DABO® screw VHT-R-4.8



Application range

- > To fix roofing membranes and insulating material to substructures made of sheet steel ≥ 0.45 mm ≤ 0.80 mm, aluminium sheet 0.8 mm / 1.0 mm / 1.2 mm, timber or wood-based material
- > For new buildings and renovations (observe layer design)
- > For combination with stress plates

Properties

- > A4 stainless steel with hardened steel point
- > Can be delivered belted for EOCSET or pre-assembled and belted with stress plate HTK-2G for installation tool ECOSET HTK
- > With bugle head

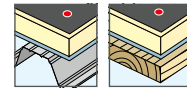
Note

For thicker and/or two-ply sheet steel we recommend use of the EJOT DABO® screw TKR-4.8.

Length determination (minimum lengths)

Sheet steel	Total panel thickness + 20 mm
Timber	Total panel thickness + 30 mm

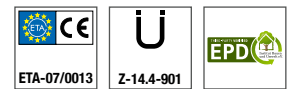
Applications



Technical specifications



Certifications



Conforms to the requirements according to VOB and the application class K2 according to DIN 18531 regarding the corrosion resistance in combination with stress plates HTK 2G, HTK S, EcoTek, EcoTek T

Cross references	page
Stress plate HTV 82/40 TK	229
Stress plate HTV 82/40 F	230
Stress plate HTV 40 RU	231
Stress plate HTK-2G 50	234
Stress plate EcoTek 50	235
Stress plate HTK-S	233
Flat roof profile FP	232
Bit cross recess	412



EJOT® installation tool ECOSET available as rental equipment
Article number G000000076

Info see page 33



EJOT® installation tool ECOSET available as rental equipment.
Article number G000000072

Info see page 33

Product online



Order description	Length [mm]	Thread length [mm]	PU [pieces]	Price/100 [EUR]	Article number	EAN
VHT-E-4.8x100	100	100	250		3497300610	4061245012292
VHT-E-4.8x160	160	60	100		3497900610	4061245012254

Compatibility acc. to ETA-07/0013

	HTV 82/40	HTE 82/40	HTV 82/40 TK	HTV 82/40 F	HTV 40 RU	HTK 2G 50xL	HTK 2G 75xL	EcoTek 50	EcoTek-T 50	HTK-S	Flat roof profile FP
VHT-E-4.8			X	X	X	X	X	X	X	X	X

Concrete screws FBS-R-6.3



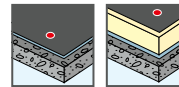
Application range

- > To fix roofing membranes and insulating material to concrete substructures
- > For combination with stress plates

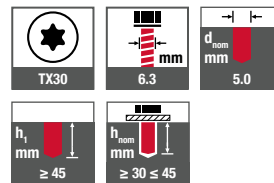
Properties

- > Case-hardened steel
- > Climadur-coated – high-quality coating to improve corrosion protection (15 Kesternich cycles, DIN 50018, 1997)

Applications



Technical specifications

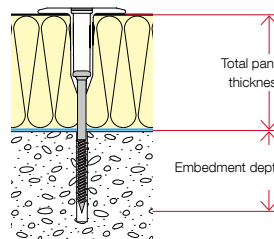


Total panel thickness [mm]

Cross references	page
Stress plate HTV82/40F	230
Stress plate HTV 40 RU	231
Stress plate EcoTek 50	235
Flat roof profile FP	232
Bit extension	414
Hammer drill SDS-plus	407
Bit hexalobular TX30	413

FBS-R-6.3xL	Stress plate EcoTek-50xL									
	35	65	85	105	135	165	195	225	275	335
60	50	80	100	120	150	180	210	240	290	350
80	70	100	120	140	170	200	230	260	310	370
100	90	120	140	160	190	220	250	280	330	390
120	110	140	160	180	210	240	270	300	350	410
140	130	160	180	200	230	260	290	320	370	430
160	150	180	200	220	250	280	310	340	390	450
180	170	200	220	240	270	300	330	360	410	470
220	210	240	260	280	310	340	370	400	450	510
260	250	280	300	320	350	380	410	440	490	550
300	290	320	340	360	390	420	450	480	530	590

Certifications



Product online



Order description	Length [mm]	PU [pieces]	Price/100 [EUR]	Article number	EAN
FBS-R-6.3x35	35	500		5763035512	4061245011868
FBS-R-6.3x60	60	500		5763060512	4061245011851

Further lengths available upon request



Compatibility acc. to ETA-07/0013

	HTV 82/40	HTE 82/40	HTV 82/40 TK	HTV 82/40 F	HTV 40 RU	HTK 2G 50xL	HTK 2G 75xL	EcoTek 50	EcoTek-T 50	HTK-S	Flat roof profile FP
FBS-R 6.3			X	X				X	X		X

Timber Construction
Industrial Lightweight Construction
Solar
Flat Roofing
Rear-Ventilated Facades (V+V)
Anchoring Technology
Window and Glass Facade Technology
Interior Work
Mounting Elements for Attachments
Machinery, Spare Parts, Tools

Concrete screw JBS-R-7.5



Application range

- > To fix roofing membranes and insulating material to concrete substructures
- > For combination with stress plate EcoTek 50

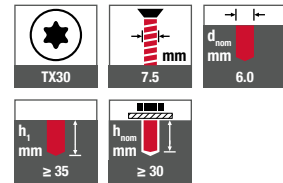
Properties

- > Case-hardened steel
- > Climadur-coated – high-quality coating to improve corrosion protection (15 Kesternich cycles, DIN 50018, 1997)

Applications



Technical specifications



Cross references	page
Stress plate EcoTek 50	235
Bit extension	414
Hammer drill SDS-plus	391
Bit hexalobular TX30	413

Certifications



Product online



Order description	Length [mm]	PU [pieces]	Price/100 [EUR]	Article number	EAN
JBS-R 7.5x80	80	100		2231080609	4061245020884
JBS-R 7.5x120	120	100		2231120609	4061245020877
JBS-R 7.5x150	150	100		2231150609	4061245020860
JBS-R 7.5x210	210	100		2231210609	4061245020853
JBS-R 7.5x300	300	100		2231300609	4061245062501

Compatibility acc. to ETA-07/0013

	HTV 82/40	HTE 82/40	HTV 82/40 TK	HTV 82/40 F	HTV 40 RU	HTK 2G 50xL	HTK 2G 75xL	EcoTek 50	EcoTek-T 50	HTK-S	Flat roof profile FP
JBS-R-7.5			X	X				X	X		X

Gas concrete screw FPS-E-8.0



Application range

- > To fix roofing membranes and insulating material to aerated concrete substructures
- > For combination with stress plates

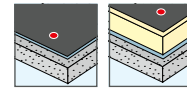
Properties

- > A2 stainless steel
- > Approved for P3.3/0.5 aerated concrete onwards
- > No pre-drilling

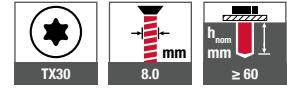
Note

Pull-out tests have to be arranged with the service team for all renovation cases.

Applications



Technical specifications



Cross references	page
Stress plate HTV82/40F	230
Stress plate HTV 40 RU	231
Stress plate EcoTek 50	235
Flat roof profile FP	232
Bit extension	414
Bit hexalobular TX30	413

Conforms to the requirements according to VOB and the application class K2 according to DIN 18531 regarding the corrosion resistance in combination with stress plates EcoTek, EcoTek T

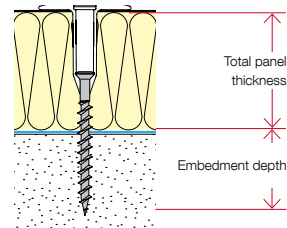
Product online



Possible combinations with EcoTek

FPS-E-8.0 x L	Stress plate EcoTek-50xL									
	35	65	85	105	135	165	195	225	275	335
80	40	70	90	110	140	170	200	230	280	340
100	60	90	110	130	160	190	220	250	300	360
120	80	110	130	150	180	210	240	270	320	380
140	100	130	150	170	200	230	260	290	340	400
160	120	150	170	190	220	250	280	310	360	420
180	140	170	190	210	240	270	300	330	380	440
200	160	190	210	230	260	290	320	350	400	460
220	180	210	230	250	280	310	340	370	420	480
240	200	230	250	270	300	330	360	390	440	500
260	220	250	270	290	320	350	380	410	460	520
280	240	270	290	310	340	370	400	430	480	540
300	260	290	310	330	360	390	420	450	500	560

Certifications



Order description	Length [mm]	PU [pieces]	Price/100 [EUR]	Article number	EAN
FPS-E-8.0x80	80	100		5580080310	4061245011981
FPS-E-8.0x100	100	100		5580100310	4061245011974
FPS-E-8.0x120	120	100		5580120310	4061245011967
FPS-E-8.0x140	140	100		5580140310	4061245011950
FPS-E-8.0x160	160	100		5580160310	4061245011943
FPS-E-8.0x180	180	100		5580180310	4061245011936
FPS-E-8.0x200	200	100		5580200310	4061245011929
FPS-E-8.0x220	220	100		5580220310	4061245011912

Further lengths available upon request



Compatibility acc. to ETA-07/0013

	HTV 82/40	HTE 82/40	HTV 82/40 TK	HTV 82/40 F	HTV 40 RU	HTK 2G 50xL	HTK 2G 75xL	EcoTek 50	EcoTek-T 50	HTK-S	Flat roof profile FP
FPS-E 8.0			X	X				X	X		X

Timber Construction
Industrial Lightweight Construction
Solar
Flat Roofing
Rear-Ventilated Facades (V+F)
Anchoring Technology
Window and Glass Facade Technology
Interior Work
Mounting Elements for Attachments
Machinery, Spare Parts, Tools

Stress plate HTV-82/40



Cross references	page
DABO® SW8-RT-4.8	214
DABO® SW8-ET-4.8	216

Application range

- > To fix roofing membranes and insulating material to substructures made of trapezoidal steel profiles, timber and wood-based materials
- > To fix roofing membranes and insulating material to multi-layer roofing
- > For new buildings
- > For installation with ECOSET tools
- > For manual installation

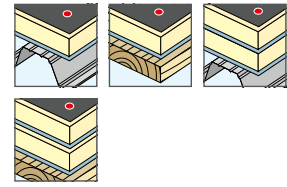
Properties

- > Alu-zinc-coated steel

Note

For combination with EJOT DABO® screws.

Applications



Certifications



EJOT® installation tool ECOSET available as rental equipment
Article number G000000076

Info see page 33



In a functional plastic box

Product online



Order description	Width [mm]	Length [mm]	PU [pieces]	Price/100 [EUR]	Article number	EAN
HTV-82/40	40	82	500		3020095401	4061245012483

Compatibility acc. to ETA-07/0013

HTV 82/40	SW 8 RT-4.8	SW 8 ET-4.8	TKR-4.8	TKE-4.8	TKR-4-4.8	VHT-R-4.8	VHT-E-4.8	JT2-ST-2-6.0	JT2-ST-2-6.8	JT3-ST-2-6.0	FBS-R-6.3	JBS-R-7.5	FPS-E-8.0	SDF-S-10H-E	SDP-S-10G-E
X	X														

Stress plate HTE-82/40



Cross references	page
DABO® SW8-RT-4.8	214
DABO® SW8-ET-4.8	216

Application range

- > To fix roofing membranes and insulating material to substructures made of trapezoidal steel profiles, timber and wood-based materials
- > To fix roofing membranes and insulating material to multi-layer roofing
- > For new buildings and renovations
- > For installation with ECOSET tools
- > For manual installation

Properties

- > A2 stainless steel, alternative A4

Note

For combination with EJOT DABO® screws.



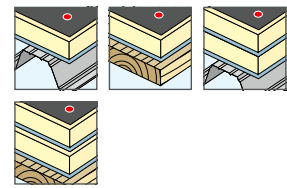
EJOT® installation tool ECOSET available as rental equipment
Article number G000000076

Info see page 33



In a functional plastic box

Applications



Technical specifications



Certifications



Conforms to the requirements according to VOB and the application class K2 according to DIN 18531 regarding corrosion resistance in combination with DABO® screw SW8 ET

Product online



Order description	Width [mm]	Length [mm]	PU [pieces]	Price/100 [EUR]	Article number	EAN
HTE-82/40	40	82	500		3020095300	4061245012490

Compatibility acc. to ETA-07/0013

	SW 8 RT-4.8	SW 8 ET-4.8	TKR-4.8	TKE-4.8	TKR-4-4.8	VHT-R-4.8	VHT-E-4.8	JT2-ST-2-6.0	JT2-ST-2-6.8	JT3-ST-2-6.0	FBS-R-6.3	JBS-R-7.5	FPS-E-8.0	SDF-S-10H-E	SDP-S-10G-E
HTE 82/40	X	X													

Stress plate HTV-82/40 TK



Cross references	page
DABO® TKR-4.8	218
DABO® TKE-4.8	220
DABO® TKR-4-4.8	221
DABO® VHT-R-4.8	222
DABO® VHT-E-4.8	223

Application range

- > To fix roofing membranes and insulating material to substructures made of trapezoidal steel profiles, timber and wood-based materials
- > For installation with ECOSET tools
- > For manual installation
- > For new buildings

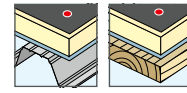
Properties

- > Alu-zinc-coated steel

Note

For combination with EJOT DABO® screws.

Applications



Certifications



EJOT® installation tool ECOSET available as rental equipment
Article number G000000076

Info see page 33



In a functional plastic box

Product online



Order description	Width [mm]	Length [mm]	PU [pieces]	Price/100 [EUR]	Article number	EAN
HTV-82/40 TK	40	82	500		3020098401	4061245012476

Compatibility acc. to ETA-07/0013

HTV 82/40 TK	SW 8 RT-4.8	SW 8 ET-4.8	TKR-4.8	TKE-4.8	TKR-4-4.8	VHT-R-4.8	VHT-E-4.8	JT2-ST-2-6.0	JT2-ST-2-6.8	JT3-ST-2-6.0	FBS-R-6.3	JBS-R-7.5	FPS-E-8.0	SDF-S-10H-E	SDP-S-10G-E
			X	X	X	X	X								

Stress plate HTV-82/40 F



Cross references

	page
DABO® SW8-RT-4.8	214
DABO® TKR-4.8	218
DABO® TKE-4.8	220
DABO® TKR-4-4.8	221
DABO® VHT-R-4.8	222
DABO® VHT-E-4.8	223
Concrete screw FBS-R	224
Aerated concrete screw FPS-E	226

Application range

- > To fix roofing membrane insulating material to substructures made of timber, wood-based materials, concrete and aerated concrete
- > For fixings on solid substrate without heat insulation

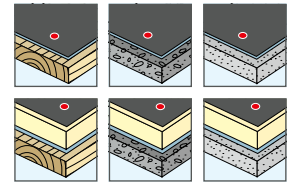
Properties

- > Alu-zinc-coated steel

Note

Compatible with EJOT DABO® screws / with concrete and aerated concrete screws

Applications



Certifications



Product online



Order description	Width [mm]	Length [mm]	PU [pieces]	Price/100 [EUR]	Article number	EAN
HTV-82/40 F	40	82	500		3020093401	4061245012506

Compatibility acc. to ETA-07/0013

	SW 8 RT-4.8	SW 8 ET-4.8	TKR-4.8	TKE-4.8	TKR-4-4.8	VHT-R-4.8	VHT-E-4.8	JT2-ST-2-6.0	JT2-ST-2-6.8	JT3-ST-2-6.0	FBS-R-6.3	JBS-R-7.5	FPS-E-8.0	SDF-S-10H-E	SDP-S-10G-E
HTV 82/40 F	X		X	X	X	X	X	X	X	X	X	X	X		

Stress plate HTV-40 RU



Cross references	page
DABO® TKR-4.8	218
DABO® TKE-4.8	220
DABO® TKR-4-4.8	221
DABO® VHT-R-4.8	222
DABO® VHT-E-4.8	223
Concrete screw FBS-R	224
Aerated concrete screw FPS-E	226

Application range

- > To fix roofing membranes and to fasten pressure-resistant insulation to substructures made of trapezoidal steel profiles, timber, wood-based materials, concrete and aerated concrete
- > For fixings on solid substrate without heat insulation

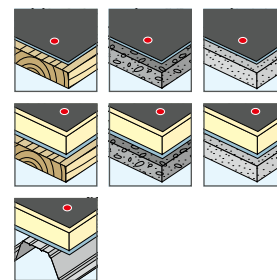
Properties

- > Alu-zinc-coated steel

Note

Compatible with EJOT DABO® screws / with concrete and aerated concrete screws

Applications



Certifications



Product online



Order description	Diameter [mm]	PU [pieces]	Price/100 [EUR]	Article number	EAN
HTV-40 RU	40	500		3020041401	4061245093000

Compatibility acc. to ETA-07/0013

HTV 40 RU	SW 8 RT-4.8	SW 8 ET-4.8	TKR-4.8	TKE-4.8	TKR-4-4.8	VHT-R-4.8	VHT-E-4.8	JT2-ST-2-6.0	JT2-ST-2-6.8	JT3-ST-2-6.0	FBS-R-6.3	JBS-R-7.5	FPS-E-8.0	SDF-S-10H-E	SDP-S-10G-E
			X	X	X	X	X	X	X	X	X		X		

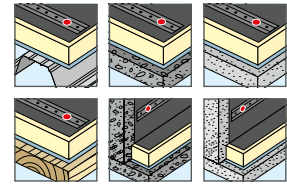
Flat roof profile FP



Application range

- > To fix roofing membrane and insulating material to substructures made of concrete, aerated concrete, steel, aluminium trapezoidal profile, timber and wood-based materials.
- > For structural fastening of the edges
- > For fastening the edges of roofing membranes on wall connections and roof edges

Applications



Cross references	page
DABO® SW 8 RT-4.8	214
DABO® SW 8 ET-4.8	216
DABO® TKR-4.8	218
DABO® TKE-4.8	220
DABO® TKR-4-4.8	221
DABO® VHT-R-4.8	222
DABO® VHT-E-4.8	223
Self-drilling screw JT2-ST-2-6.0	93
Self-drilling screw JT3-ST-2-6.0	122
Concrete screw FBS-R	224
Aerated concrete screw FPS-E	226
Universal anchor SDF-S-10H-E	304
Universal anchor SDP-S-10G-E	306
Stress plate HTK-S	233

Properties

- > Alu-zinc-coated steel
- > Metal rail fastening system
- > Easy processing
- > Low weight
- > 3 different hole diameters combined in one profile
- > Total length 2.25 m
- > Flexible application possibilities

Note

For combination with EJOT DABO® screws, concrete and aerated concrete screws and self-drilling screws. For combination with facade anchors according to ETA-10/0305.

Certifications



For an approved application in the area of wall connections on the roof parapet (concrete and aerated concrete)

Technical specifications

Length	2.25 m
Width	30 mm
Height incl. fold edge	7.5 mm
Material thickness	1.5 mm
Hole diameter for stress plate HTK-S	14.5 mm
Hole diameter for facade anchors	10.5 mm
Hole diameter for screws	7.0 mm

Product online



Order description	Length [m]	Width [mm]	PU [m]	Price/m [EUR]	Article number	EAN
EJOT FP FLD profile	2.25	30	27		7999001886	4061245011653

Compatibility acc. to ETA-07/0013

	SW 8 RT-4.8	SW 8 ET-4.8	TKR-4.8	TKE-4.8	TKR-4-4.8	VHT-R-4.8	VHT-E-4.8	JT2-ST-2-6.0	JT2-ST-2-6.8	JT3-ST-2-6.0	FBS-R-6.3	JBS-R-7.5	FPS-E-8.0	SDF-S-10H-E	SDP-S-10G-E
Flat roof profile FP	X	X	X	X	X	X	X	X	X	X	X		X	X	X

Timber Construction
Industrial Lightweight Construction
Solar
Flat Roofing
Rear-Ventilated Facades (VHF)
Anchoring Technology
Window and Glass Facade Technology
Interior Work
Mounting Elements for Attachments
Machinery, Spare Parts, Tools

Stress plate HTK-S



Cross references	page
DABO® TKR-4.8	218
DABO® TKE-4.8	220
DABO® TKR-4-4.8	221
DABO® VHT-R-4.8	222
DABO® VHT-E-4.8	223
Bit extension with spring pin	415
Hip belt flat roof	425

Application range

- > To fix roofing membranes and insulating material to substructures made of steel, trapezoidal aluminium profile, timber and wood-based material in combination with flat roof profile FP
- > To reduce thermal bridges
- > For special requirements of resistance to imposed loads

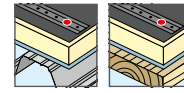
Properties

- > High-grade plastic material
- > Telescope design for resistance to imposed loads

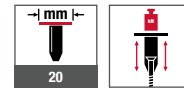
Note

For combination with EJOT DABO® screws

Applications



Technical specifications



Certifications



Conforms to the requirements according to VOB and the application class K2 according to DIN 18531 regarding the corrosion resistance

Product online



Order description	Effective shaft length L [mm]	PU [pieces]	Price/100 [EUR]	Article number	EAN
HTK-S-20x90	90	150		8598090010	4061245011110
HTK-S-20x140	140	150		8598140010	4061245011103

Compatibility acc. to ETA-07/0013

HTK-S	SW 8 RT-4.8	SW 8 ET-4.8	TKR-4.8	TKE-4.8	TKR-4-4.8	VHT-R-4.8	VHT-E-4.8	JT2-ST-2-6.0	JT2-ST-2-6.8	JT3-ST-2-6.0	FBS-R-6.3	JBS-R-7.5	FPS-E-8.0	SDF-S-10H-E	SDP-S-10G-E
			X	X	X	X	X								

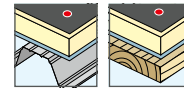
Stress plate HTK-2G 50



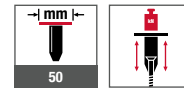
Application range

- > To fix roofing membranes and insulating material to substructures made of trapezoidal steel profiles, timber and wood-based materials
- > For new buildings and renovations
- > For special requirements of resistance to imposed loads
- > To reduce thermal bridges
- > For installation with ECOSET HTK tools (length 35–145 mm)

Applications



Technical specifications



Certifications



Cross references	page
DABO® TKR-4.8	218
DABO® TKE-4.8	220
DABO® TKR-4-4.8	221
DABO® VHT-R-4.8	222
DABO® VHT-E-4.8	223
Bit extension with spring pin	415
Hip belt flat roof	425

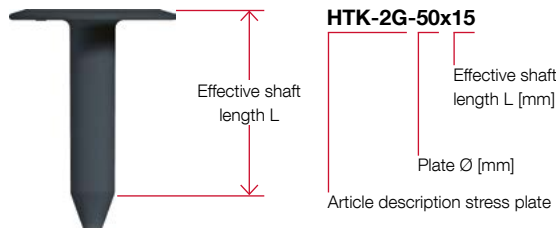
Properties

- > High-grade plastic material
- > Telescope design for resistance to imposed loads
- > For total construction heights up to 605 mm
- > Available loosely pre-assembled or collated

Note

For combination with EJOT DABO® screws

Conforms to the requirements according to VOB and the application class K2 according to DIN 18531 regarding the corrosion resistance



Product online



Order description	Effective shaft length L [mm]	PU [pieces]	Price/100 [EUR]	Article number	EAN
HTK-2G-50x15	15	3000		8587015070	4061245011318
HTK-2G-50x35	35	1800		8587035070	4061245011301
HTK-2G-50x55	55	1500		8587055070	4061245011295
HTK-2G-50x95	95	800		8587095070	4061245011288
HTK-2G-50x115	115	800		8587115070	4061245011271
HTK-2G-50x145	145	600		8587145070	4061245011264
HTK-2G-50x185	185	400		8587185070	4061245011257
HTK-2G-50x225	225	300		8587225070	4061245011240
HTK-2G-50x275	275	300		8587275070	4061245011233
HTK-2G-50x325	325	250		8587325070	4061245011226

Order information: On request also available with loosely pre-assembled EJOT DABO® screws (TKR, TKE, VHT-R, VHT-E)

Compatibility acc. to ETA-07/0013

	SW 8 RT-4.8	SW 8 ET-4.8	TKR-4.8	TKE-4.8	TKR-4-4.8	VHT-R-4.8	VHT-E-4.8	JT2-ST-2-6.0	JT2-ST-2-6.8	JT3-ST-2-6.0	FBS-R-6.3	JBS-R-7.5	FTS-E-8.0	SDS-S-10H-E	SDS-S-10G-E
HTK 2G 50xL			X	X	X	X	X								

Timber Construction
Industrial Lightweight Construction
Solar
Flat Roofing
Rear-Ventilated Facades (VHF)
Anchoring Technology
Window and Glass Facade Technology
Interior Work
Mounting Elements for Attachments
Machinery, Spare Parts, Tools

Stress plate EcoTek 50



Cross references	page
DABO® TKR-4.8	218
DABO® TKE-4.8	220
DABO® TKR-4-4.8	221
DABO® VHT-R-4.8	222
DABO® VHT-E-4.8	223
Self-drilling screw JT2-ST-2-6.0	93
Self-drilling screw JT3-ST-2-6.0	122
Concrete screw FBS-R	224
Aerated concrete screw FPS-E	226

Application range

- > To fix roofing membranes and insulating material to substructures made of trapezoidal steel profiles, timber and wood-based materials
- > For special requirements of resistance to imposed loads
- > To reduce thermal bridges
- > For new buildings and renovations

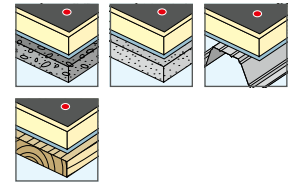
Properties

- > High-grade plastic material
- > Telescope design for resistance to imposed loads (even with soft insulating materials)
- > For total panel thicknesses up to 590 mm (with FBS-R and JBS-R) and up to 605 mm (with TKR)

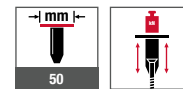
Note

Compatible with EJOT DABO® screws / with concrete and aerated concrete screws

Applications



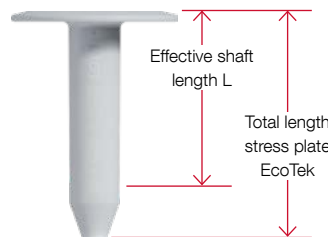
Technical specifications



Certifications



Conforms to the requirements according to VOB and the application class K2 according to DIN 18531 regarding the corrosion resistance



EcoTek-50x35

Total length stress plate EcoTek [mm]
Plate Ø [mm]
Article description stress plate

Product online



Order description	Effective shaft length L [mm]	PU [pieces]	Price/100 [EUR]	Article number	EAN
EcoTek-50x35	25	2000		8595035007	4061245011219
EcoTek-50x65	55	1300		8595065007	4061245011202
EcoTek-50x85	75	1000		8595085007	4061245032801
EcoTek-50x105	95	800		8595105007	4061245011189
EcoTek-50x135	125	600		8595135007	4061245032818
EcoTek-50x165	155	450		8595165007	4061245011165
EcoTek-50x195	185	350		8595195007	4061245032825
EcoTek-50x225	215	300		8595225007	4061245032832
EcoTek-50x275	265	300		8595275007	4061245011134
EcoTek-50x335	325	250		8595335007	4061245011127

Compatibility acc. to ETA-07/0013

	SW 8 RT-4.8	SW 8 ET-4.8	TKR-4.8	TKE-4.8	TKR-4-4.8	VHT-R-4.8	VHT-E-4.8	JT2-ST-2-6.0	JT2-ST-2-6.8	JT3-ST-2-6.0	FBS-R-6.3	JBS-R-7.5	FPS-E-8.0	SDF-S-10H-E	SDP-S-10G-E
EcoTek 50			X	X	X	X	X	X		X	X	X	X		

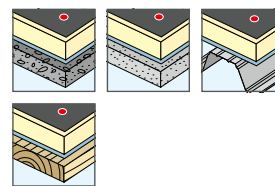
Stress plate EcoTek-T 50



Application range

- > To fix roofing membranes and insulating material to substructures made of trapezoidal steel profiles, timber and wood-based materials
- > For special requirements of resistance to imposed loads
- > To reduce thermal bridges
- > For special requirements on load-bearing capacity
- > For new buildings and renovations

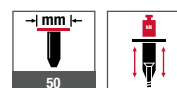
Applications



Properties

- > High-grade plastic material
- > Four additional teeth under the head ensure a maximum fixing of the roofing membrane
- > Telescope design for resistance to imposed loads (even with soft insulating materials)
- > For total panel thicknesses up to 455 mm (with FBS-E), up to 485 mm (with FBS-R) and up to 495 mm (with TKR)

Technical specifications



Certifications

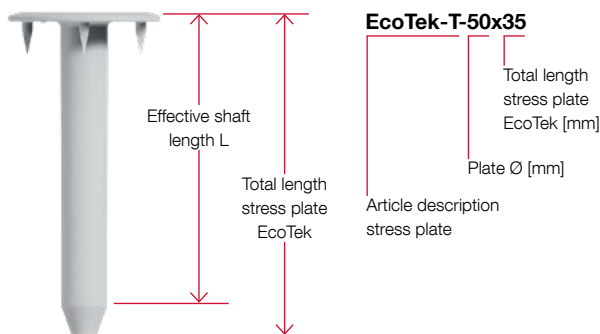


Cross references	page
DABO® TKR-4.8	218
DABO® TKE-4.8	220
DABO® TKR-4-4.8	221
DABO® VHT-R-4.8	222
DABO® VHT-E-4.8	223
Self-drilling screw JT2-ST-2-6.0	93
Self-drilling screw JT3-ST-2-6.0	122
Concrete screw FBS-R	224
Aerated concrete screw FPS-E	226

Note

Compatible with EJOT DABO® screws / with concrete and aerated concrete screws

Conforms to the requirements according to VOB and the application class K2 according to DIN 18531 regarding the corrosion resistance



Product online



Order description	Effective shaft length L [mm]	PU [pieces]	Price/100 [EUR]	Article number	EAN
EcoTek-T-50x65	55	1300		8596065007	4061245061948
EcoTek-T-50x85	75	1000		8596085007	4061245061955
EcoTek-T-50x105	95	800		8596105007	4061245062013
EcoTek-T-50x135	125	600		8596135007	4061245062044
EcoTek-T-50x165	155	450		8596165007	4061245062051
EcoTek-T-50x195	185	350		8596195007	4061245062020
EcoTek-T-50x225	215	300		8596225007	4061245062068

Compatibility acc. to ETA-07/0013

	SW 8 RT-4.8	SW 8 ET-4.8	TKR-4.8	TKE-4.8	TKR-4-4.8	VHT-R-4.8	VHT-E-4.8	JT2-ST-2-6.0	JT2-ST-2-6.8	JT3-ST-2-6.0	FBS-R-6.3	JBS-R-7.5	FPS-E-8.0	SDF-S-10H-E	SDP-S-10G-E
EcoTek-T 50			X	X	X	X	X	X		X	X	X	X		

Timber Construction
 Industrial Lightweight Construction
 Solar
 Flat Roofing
 Rear-Ventilated Facades (V+V)
 Anchoring Technology
 Window and Glass Facade Technology
 Interior Work
 Mounting Elements for Attachments
 Machinery, Spare Parts, Tools

Stress plate HTV-RU-40 W



Cross references	page
Magnet bracket HTV RU	424
Hip belt flat roof	425

Application range

- > To fix roofing membrane to substructures made of timber and wood-based materials (without insulation)

Properties

- > Stress plate: alu-zinc coated steel
- > Screw: Case-hardened steel, Climadur-coated – high-quality coating to improve corrosion protection (15 Kesternich cycles, DIN 50018, 1997)
- > Pre-assembled
- > Processing in an upright position possible with the magnet bracket HTV RU



In a functional plastic box

Applications



Technical specifications



Certifications



Product online



Order description	Plate diameter [mm]	Screw length [mm]	PU [pieces]	Price/100 [EUR]	Article number	EAN
HTV RU-40/25-W	40	25	500		3022540401	4061245012469
HTV RU-40/35-W	40	35	500		3023540401	4061245012452
HTV RU-40/45-W	40	45	300		3024540401	4061245012445

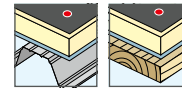
Stress plate HTK-2G-M/TKR (collated)



Application range

- > To fix roofing membranes and insulating material to substructures made of sheet steel $\geq 0.70 \text{ mm} \leq 1.5 \text{ mm}$, timber or wood-based material
- > For new buildings
- > For the upright installation with ECOSET HTK installation tool
- > For special requirements of resistance to imposed loads
- > To reduce thermal bridges

Applications

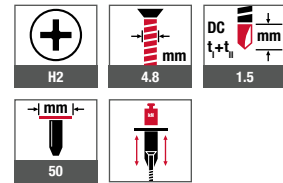


Cross references	page
DABO® TKR-4.8	218
DABO® TKE-4.8	220
DABO® TKR-4-4.8	221
DABO® VHT-R-4.8	222
DABO® VHT-E-4.8	223
Stress plate HTK-2G 50	234

Properties

- > Stress plate: high-grade plastic material
- > DABO® screw TKR = case-hardened steel, Climadur®-coated
- > Collated (25 pcs. per cartridge)
- > Telescope design for resistance to imposed loads
- > Combinations for total panel thicknesses up to 605 mm possible

Technical specifications



Certifications



EJOT® installation tool ECOSET available as rental equipment. Article number G000000072

Info see page 33

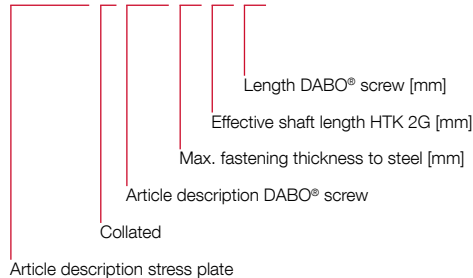
Note

For combination with EJOT DABO® screws. Drilling capacity = 4 mm on request!

*Climadur

High-grade coating to improve the corrosion protection (15 Kesternich cycles, DIN 50018, 1997)

HTK-2G-M/TKR-60-35/50



Product online



Order description	Total panel thickness [mm]	Effective Shaft length L [mm]	Screw length [mm]	PU [pieces]	Price/100 [EUR]	Article number	EAN
HTK-2G-M/TKR-60-35/50	60	35	50	1000		3703505021	4061245012223
HTK-2G-M/TKR-80-55/50	80	55	50	1000		3705505021	4061245012209
HTK-2G-M/TKR-100-55/70	100	55	70	1000		3705507021	4061245012186
HTK-2G-M/TKR-120-95/50	120	95	50	1000		3709505021	4061245012162
HTK-2G-M/TKR-140-95/70	140	95	70	1000		3709507021	4061245012148
HTK-2G-M/TKR-160-115/70	160	115	70	700		3711507021	4061245012124
HTK-2G-M/TKR-180-145/60	180	145	60	700		3714506021	4061245012100
HTK-2G-M/TKR-200-145/80	200	145	80	700		3714508021	4061245012087
HTK-2G-M/TKR-220-145/100	220	145	100	700		3714510021	4061245012063
HTK-2G-M/TKR-240-145/120	240	145	120	700		3714512021	4061245012049
HTK-2G-M/TKR-260-145/140	260	145	140	700		3714514021	4061245012025
HTK 2G-M/TKR-280-145/160	280	145	160	700		3714516021	4061245012001

Order information: For timber substructures, screws need to be chosen 10 mm longer.

HTK-2G-TKR (loose, pre-assembled)



Cross references	page
DABO® TKR-4.8	218
Stress plate HTK-2G 50	234
Bit cross recess	412
Bit extension with spring pin	415
Hip belt flat roof	425



Application range

- > To fix roofing membranes and insulating material to substructures made of sheet steel $\geq 0.70 \text{ mm} \leq 1.5 \text{ mm}$, timber or wood-based material
- > For new buildings
- > For the installation with ECOSET HTK installation tool up to 280 mm total panel thickness
- > For special requirements of resistance to imposed loads
- > To reduce thermal bridges

Properties

- > Stress plate: high-grade plastic material
- > DABO® screw TKR = case-hardened steel, Climadur*-coated
- > Telescope design for resistance to imposed loads
- > Combinations for total panel thicknesses up to 605 mm possible
- > Processing in an upright position possible with the bit extension with spring pin or with the ECOSET HTK installation tool

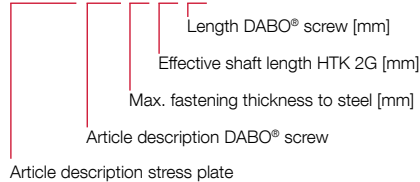
Note

Upon request also available with VHT-R and VHT-E

*Climadur

High-grade coating to improve the corrosion protection (15 Kesternich cycles, DIN 50018, 1997)

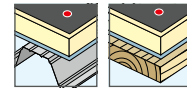
HTK-2G-TKR-60-35/50



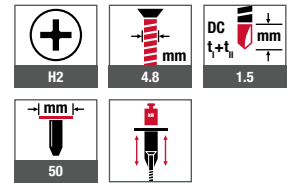
Article description DABO® screw

Article description stress plate

Applications



Technical specifications



Certifications



Watch the video now:

<https://youtu.be/APy8zklr-tQ&list>

Product online



Order description	Total panel thickness [mm]	Effective Shaft length L [mm]	Screw length [mm]	PU [pieces]	Price/100 [EUR]	Article number	EAN
HTK-2G-TKR-60-35/50-loose, pre-assembled	60	35	50	100		3703505024	4061245031729
HTK-2G-TKR-80-55/50-loose, pre-assembled	80	55	50	100		3705505024	4061245031736
HTK-2G-TKR-100-55/70-loose, pre-assembled	100	55	70	100		3705507024	4061245031620
HTK-2G-TKR-120-95/50-loose, pre-assembled	120	95	50	100		3709505024	4061245032108
HTK-2G-TKR-140-95/70-loose, pre-assembled	140	95	70	100		3709507024	4061245031644
HTK-2G-TKR-160-115/70-loose, pre-assembled	160	115	70	100		3711507024	4061245031651
HTK-2G-TKR-180-145/60-loose, pre-assembled	180	145	60	100		3714506024	4061245031668
HTK-2G-TKR-200-145/80-loose, pre-assembled	200	145	80	100		3714508024	4061245031675
HTK-2G-TKR-220-145/100-loose, pre-assembled	220	145	100	100		3714510024	4061245031682
HTK-2G-TKR-240-145/120-loose, pre-assembled	240	145	120	100		3714512024	4061245031699
HTK-2G-TKR-260-145/140-loose, pre-assembled	260	145	140	100		3714514024	4061245031705
HTK 2G-TKR-280-145/160-loose, pre-assembled	280	145	160	100		3714516024	4061245031712
HTK 2G-TKR-300-145/180-loose, pre-assembled	300	145	180	100		3714518024	4061245040684
HTK 2G-TKR-320-145/200-loose, pre-assembled	320	145	200	100		3714520024	4061245040677
HTK 2G-TKR-340-145/220-loose, pre-assembled	340	145	220	100		3714522024	4061245040660
HTK 2G-TKR-360-185/200-loose, pre-assembled	360	185	200	100		3718520024	4061245040653

Order information: For timber substructures, screws need to be chosen 10 mm longer.

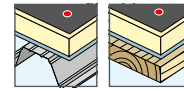
Stress plate HTK-2G-M/TKE (collated)



Application range

- > To fix roofing membranes and insulating material to substructures made of sheet steel $\geq 0.70 \text{ mm} \leq 1.5 \text{ mm}$, timber or wood-based material
- > New buildings and renovations (observe layer design)
- > For the upright installation with ECOSET HTK installation tool
- > For special requirements of resistance to imposed loads
- > To reduce thermal bridges
- > For new buildings

Applications



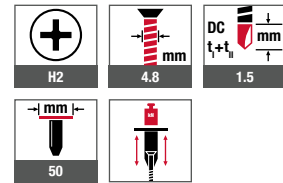
Cross references

Article	page
DABO® TKR-4.8	218
DABO® TKE-4.8	220
DABO® TKR-4-4.8	221
DABO® VHT-R-4.8	222
DABO® VHT-E-4.8	223
Stress plate HTK-2G 50	234

Properties

- > Stress plate: high-grade plastic material
- > DABO® screw TKE = A4 stainless steel
- > Collated (25 pcs. per cartridge)
- > Telescope design for resistance to imposed loads
- > Combinations for total panel thicknesses up to 605 mm possible

Technical specifications



Certifications



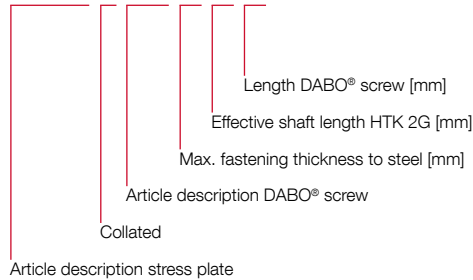
Conforms to the requirements according to VOB and the application class K2 according to DIN 18531 regarding the corrosion resistance



EJOT® installation tool ECOSET available as rental equipment. Article number G000000072

Info see page 33

HTK-2G-M/TKE-60-35/50



Product online



Order description	Total panel thickness [mm]	Effective Shaft length L [mm]	Screw length [mm]	PU [pieces]	Price/100 [EUR]	Article number	EAN
HTK-2G-M/TKE-80-55/50	80	55	50	1000		3705505022	4061245012193
HTK-2G-M/TKE-100-55/70	100	55	70	1000		3705507022	4061245012179
HTK-2G-M/TKE-120-95/50	120	95	50	1000		3709505022	4061245012155
HTK-2G-M/TKE-140-95/70	140	95	70	1000		3709507022	4061245012131
HTK-2G-M/TKE-160-115/70	160	115	70	700		3711507022	4061245012117
HTK-2G-M/TKE-180-145/60	180	145	60	700		3714506022	4061245012094
HTK-2G-M/TKE-200-145/80	200	145	80	700		3714508022	4061245012070
HTK-2G-M/TKE-220-145/100	220	145	100	700		3714510022	4061245012056
HTK-2G-M/TKE-240-145/120	240	145	120	700		3714512022	4061245012032

Order information: For timber substructures, screws need to be chosen 10 mm longer.

HTK-2G/TKE (loose, pre-assembled)



Cross references	page
DABO® TKR-4.8	218
Stress plate HTK-2G 50	234
Bit cross recess	412
Bit extension with spring pin	415
Hip belt flat roof	425

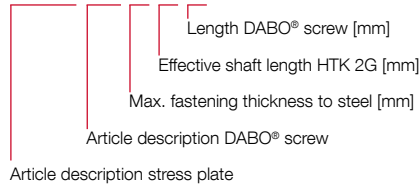
Application range

- > To fix roofing membranes and insulating material to substructures made of sheet steel $\geq 0.70 \text{ mm} \leq 1.5 \text{ mm}$, timber or wood-based material
- > New buildings and renovations (observe layer design)
- > For the installation with ECOSET HTK installation tool up to 280 mm total panel thickness
- > For special requirements of resistance to imposed loads
- > To reduce thermal bridges

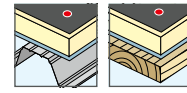
Properties

- > Stress plate: high-grade plastic material
- > DABO® screw TKE = A4 stainless steel
- > Telescope design for resistance to imposed loads
- > Combinations for total panel thicknesses up to 605 mm possible
- > Processing in an upright position possible with the bit extension with spring pin or with the ECOSET HTK installation tool

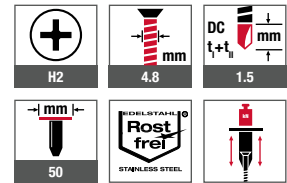
HTK-2G-TKE-60-35/50



Applications



Technical specifications



Certifications



Conforms to the requirements according to VOB and the application class K2 according to DIN 18531 regarding the corrosion resistance

Product online



Order description	Total panel thickness [mm]	Effective Shaft length L [mm]	Screw length [mm]	PU [pieces]	Price/100 [EUR]	Article number	EAN
HTK-2G-TKE-80-55/50-loose, pre-assembled	80	55	50	100		3705505026	4061245059839
HTK-2G-TKE-100-55/70-loose, pre-assembled	100	55	70	100		3705507026	4061245059846
HTK-2G-TKE-120-95/50-loose, pre-assembled	120	95	50	100		3709505026	4061245059853
HTK-2G-TKE-140-95/70-loose, pre-assembled	140	95	70	100		3709507026	4061245059860
HTK-2G-TKE-160-115/70-loose, pre-assembled	160	115	70	100		3711507026	4061245059884
HTK-2G-TKE-180-145/60-loose, pre-assembled	180	145	60	100		3714506026	4061245059891
HTK-2G-TKE-200-145/80-loose, pre-assembled	200	145	80	100		3714508026	4061245059907
HTK-2G-TKE-220-145/100-loose, pre-assembled	220	145	100	100		3714510026	4061245059921
HTK-2G-TKE-240-145/120-loose, pre-assembled	240	145	120	100		3714512026	4061245060019
HTK-2G-TKE-260-145/140-loose, pre-assembled	260	145	140	100		3714514026	4061245060026
HTK2G-TKE-280-145/160-loose, pre-assembled	280	145	160	100		3714516026	4061245060033
HTK2G-TKE-300-145/180-loose, pre-assembled	300	145	180	100		3714518026	4061245074191

Order information: For timber substructures, screws need to be chosen 10 mm longer.

Further lengths available upon request



EJOT®


Adjustable fastener

JBS-R/EcoTek for slope insulation on flat roofs



Watch the video now:

<https://youtu.be/36QLEfedONs>



Flat roofs are usually not completely flat, but have a minimum slope of 2 %, so that rainwater can drain off in a predetermined direction. For a slope insulation, the installer must use a correspondingly long fastener for each total panel thickness when fixing the roofing membrane. Flat roof fasteners which are adjustable in height are easier and more economical. As for example the JBS-R/EcoTek.

www.ejot.com/construction/jbs-r-ecotek

Stress plate JBS-R/EcoTek (loose, pre-turned)



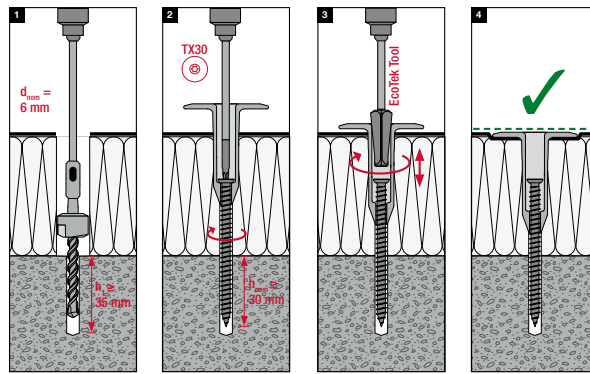
Application range

- > Adjustable fastening element
- > Ideal for slope insulation up to 590 mm
- > To fix roofing membranes with insulation to concrete sub-structures
- > For new buildings

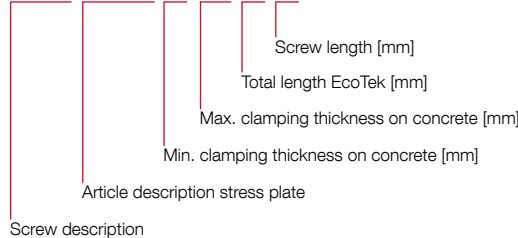
Properties

- > Screw: Case-hardened steel, Climadur-coated – high-quality coating to improve corrosion protection (15 Kesternich cycles, DIN 50018, 1997)
- > Stress plate: high-grade plastic material
- > Drive stress plate: complete EcoTek Tool
- > High thread for resistance to imposed loads

Cross references	page
Bit hexalobular TX30	413
Bit extension	414
Hammer drill SDS plus	407
A cone with flange	408
Drill bit extension	409
Complete EcoTek Tool	424
Hip belt flat roof	425
Starter set JBS-R 100/EcoTek	410



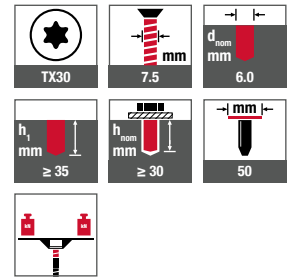
JBS-R/EcoTek-70-100-65/80




Applications



Technical specifications



Certifications



Product online



Order description	Total panel thickness [mm]	Effective Shaft length L [mm]	Screw length [mm]	PU [pieces]	Price/100 [EUR]	Article number	EAN
JBS-R/EcoTek-70-100-65/80	70-100	55	80	100		2706500820	4061245021409
JBS-R/EcoTek-90-120-85/80	90-120	75	80	100		2708500820	4061245021416
JBS-R/EcoTek-110-180-105/120	110-180	95	120	100		2710501220	4061245075464
JBS-R/EcoTek-170-270-165/150	170-270	155	150	100		2716501520	4061245021430
JBS-R/EcoTek-230-390-225/210	230-390	215	210	100		2722502120	4061245021447
JBS-R/EcoTek-340-500-335/210	340-500	325	210	100		2733502120	4061245021454
JBS-R/EcoTek-340-590-335/300	340-590	335	300	100		2733503020	4061245062709

Flat roofing anchor FDD Plus R (steel)



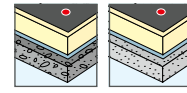
Application range

- > To fix roofing membranes and insulating material
- > Also for use with slope insulation
- > For concrete, lightweight concrete and aerated concrete substructures
- > To reduce thermal bridges
- > For new buildings

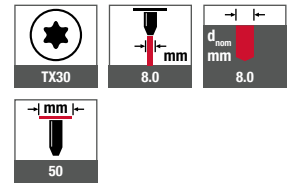
Properties

- > Anchor sleeve made of high-grade plastic material
- > Anchor screw made of steel, high-quality organic coating (15 Kesternich cycles, DIN 50018, 1997); Cr(VI) free

Applications



Technical specifications




Certifications



Cross references	page
Bit hexalobular TX30	413
Bit extension	414
Hammer drill SDS-plus	407
Hip belt flat roof	425

Characteristic values

Substructure	Drill hole depth	Embedment depth
Concrete \geq C12/15	\geq 45 mm	\geq 30 mm
Lightweight concrete \geq LC12/13	\geq 45 mm	\geq 30 mm
Aerated concrete \geq P 3.3/0.5	\geq 80 mm	\geq 65 mm



Tube length [mm]	Total length [mm]																	
	95	115	135	155	175	195	215	235	255	275	295	335	375	415	455	495	535	
22	x																	
42		x	x			x												
62				x			x											
82					x			x										
102									x									
122										x				x				
142											x							
162												x			x			
182													x					
202																x		
242																	x	
282																		x

Product online



Order description	Anchor length [mm]	Total panel thickness Substructure ¹⁾ ≤ [mm]	Total panel thickness Substructure ²⁾ ≤ [mm]	PU [pieces]	Price/100 [EUR]	Article number	EAN
Anchors with steel screws finished with high-quality organic Cr(VI) free coating							
FDD-Plus-50x95-R	95	65	30	100		8720095400	4061245011097
FDD-Plus-50x115-R	115	85	50	100		8720115400	4061245011073
FDD-Plus-50x135-R	135	105	70	100		8720135400	4061245011059
FDD-Plus-50x155-R	155	125	90	100		8720155400	4061245011035
FDD-Plus-50x175-R	175	145	110	100		8720175400	4061245011011
FDD-Plus-50x195-R	195	165	130	100		8720195400	4061245010991
FDD-Plus-50x215-R	215	185	150	100		8720215400	4061245010977
FDD-Plus-50x235-R	235	205	170	100		8720235400	4061245010953
FDD-Plus-50x255-R	255	225	190	100		8720255400	4061245010939
FDD-Plus-50x275-R	275	245	210	100		8720275400	4061245010915
FDD-Plus-50x295-R	295	265	230	100		8720295400	4061245010892
FDD-Plus-50x335-R	335	305	270	100		8720335400	4061245010878
FDD-Plus-50x375-R	375	345	310	100		8720375400	4061245010854

¹⁾ Concrete C12/15; lightweight concrete LC12/13

²⁾ Aerated concrete P 3.3/0.5

Further lengths
available upon request



Flat roofing anchor FDD Plus -E (stainless steel)



Application range

- > To fix roofing membranes and insulating material
- > Also for use with slope insulation
- > For concrete, lightweight concrete and aerated concrete substructures
- > To reduce thermal bridges
- > For new buildings and renovations

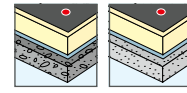
Properties

- > Anchor sleeve made of high-grade plastic material
- > Anchor screw made of A2 stainless steel

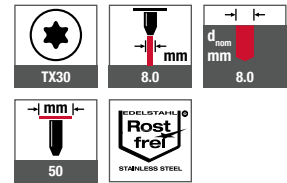
Note

Pull-out tests have to be arranged with the service team for all renovation cases.

Applications



Technical specifications



Certifications




Conforms to the requirements according to VOB and the application class K2 according to DIN 18531 regarding the corrosion resistance

Cross references	page
Bit hexalobular TX30	413
Bit extension	414
Hammer drill SDS-plus	407
Hip belt flat roof	425

Characteristic values

Substructure	Drill hole depth	Embedment depth
Concrete \geq C12/15	\geq 45 mm	\geq 30 mm
Lightweight concrete \geq LC12/13	\geq 45 mm	\geq 30 mm
Aerated concrete \geq P 3.3/0.5	\geq 80 mm	\geq 65 mm



Tube length [mm]	Total length [mm]																	
	95	115	135	155	175	195	215	235	255	275	295	335	375	415	455	495	535	
22	x																	
42		x	x			x												
62				x			x											
82					x			x										
102									x									
122										x				x				
142											x							
162												x			x			
182													x					
202																x		
242																	x	
282																		x

Product online



Order description	Anchor length [mm]	Total panel thickness Substructure ¹⁾ ≤ [mm]	Total panel thickness Substructure ²⁾ ≤ [mm]	PU [pieces]	Price/100 [EUR]	Article number	EAN
Anchors with A2 stainless steel screws							
FDD-Plus-50x95-E	95	65	30	100		8720095600	4061245011080
FDD-Plus-50x115-E	115	85	50	100		8720115600	4061245011066
FDD-Plus-50x135-E	135	105	70	100		8720135600	4061245011042
FDD-Plus-50x155-E	155	125	90	100		8720155600	4061245011028
FDD-Plus-50x175-E	175	145	110	100		8720175600	4061245011004
FDD-Plus-50x195-E	195	165	130	100		8720195600	4061245010984
FDD-Plus-50x215-E	215	185	150	100		8720215600	4061245010960
FDD-Plus-50x235-E	235	205	170	100		8720235600	4061245010946
FDD-Plus-50x255-E	255	225	190	100		8720255600	4061245010922
FDD-Plus-50x275-E	275	245	210	100		8720275600	4061245010908
FDD-Plus-50x295-E	295	265	230	100		8720295600	4061245010885
FDD-Plus-50x335-E	335	305	270	100		8720335600	4061245010861
FDD-Plus-50x375-E	375	345	310	100		8720375600	4061245010847

¹⁾ Concrete C12/15; lightweight concrete LC12/13

²⁾ Aerated concrete P 3.3/0.5

Further lengths
available upon request





Rear-Ventilated Facades

Complete substructure system with wall consoles,
anchoring solutions, screws and insulation support anchors

www.ejot.com/rear-ventilated-facades

Product overview

Fastening elements in the substructure

Self-drilling screws

JT6 (A4 stainless steel + steel)

JT6-2/5-5.0xL VARIO 252

JT9 (A4 stainless steel)

JT9-2/5-5.0xL VARIO 252

JT9-3H/5-5.5xL 254

JT9-4-4.8xL 255

JT9-6-5.5xL 256

JT9-S-2-4.8xL 257

Fastening elements for facade claddings

EJOFAST® self-drilling screws

JF3 (A2 stainless steel + steel)

JF3-LT-2-5.5xL KD12 260

JF3-LT-2-5.5xL KD16 261

Self-drilling screws

JT3 (A2 stainless steel + steel)

JT3-LT-3-5.5xL KD16 262

JT4 (A2 stainless steel)

JT4-FR-2H/6-4.8xL 270

JT4-LT-3-5.5xL KD16 263

JT4-LT-2/6-6.0xL KD16 264

JT4-LT-XT-3H/4-5.5xL KD16 267

JT4-LT-XT-3H/6-5.5xL KD16 268

JT4-XT-3/6-6.0xL 269

Centring grommets

Centring grommet F 265

Centring grommet S 266

XT centring grommet F 268

XT centring grommet S 268

Centring grommet ALUCOBOND® 270

ECORIV® rivets

Blind rivets

AL/E 5.0xL K14 271

Insulation support anchors

Plastics

Washer DH 273

Shaft DH 273

DH-40 (one-part) 273

Set DH 273

Installation point for DH 274

Steel

DMH-8xL-V 276

DMT-80-V 276

Technical abbreviations

Abbreviation	Description	Unit
DC	Drilling capacity	mm

Rear-Ventilated Facades (VHF)

Description

Rear-ventilated facades are characterised by structurally separated insulation and cladding within the system. A substructure which is fixed to the solid substrate with anchors facilitates a distancing assembly of the cladding, so that a rear-ventilated area between insulation and cladding is created which regulates the humidity of the facade.

Application

Cladding of a rear-ventilated facade:

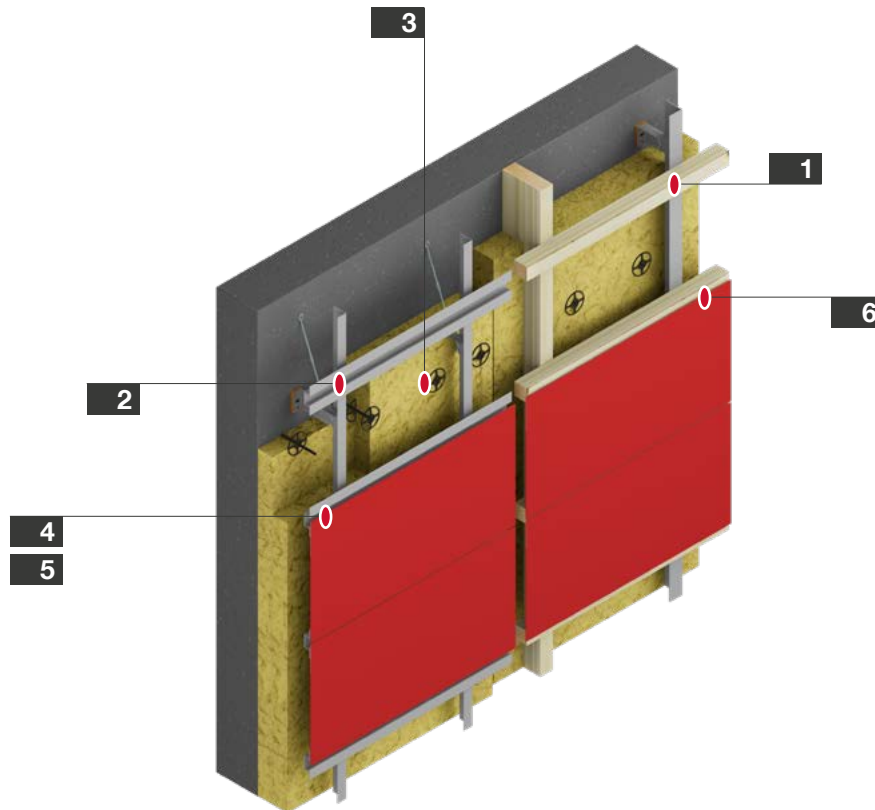
- > Plaster-base sheeting
- > Composite materials
- > Tiles
- > Fibre-bound panels
- > Natural stone
- > Timber
- > Greening
- > Photovoltaics ect.




Advantages




The design possibilities, the multi-functionality and the structural-physical properties are the reasons for the attractiveness of a rear-ventilated facade.

Note

Substructures of rear-ventilated facades consist of various individual elements that need to be securely and effectively anchored with the building as well as connected to each other. A characteristic feature of the rear-ventilated facade is the formation of fixed and sliding points. Their task is amongst others to allow thermally induced elongation of the different materials without forcing tension. EJOT has special solutions for every application.



No.	Application	Product	Page
1	 Fixing timber to aluminium	Self-drilling screw JT9-S-2-4.8xL	257
2	 Fixing wall bracket (stainless steel/aluminium) with support profile (aluminium)	Self-drilling screw JT9-2/5-5.0 VARIO	252
3	 Insulation fixing	Insulation support anchor DH	272

No.	Application	Product	Page
4	 Facade cladding to aluminium substructure 1.0-2.0 mm	EJOFAST® screw JF3-LT-2-5.5 + centring grommet	261
5	 Facade cladding to aluminium-/steel substructure 1.5-2.5 mm	Self-drilling screw JT3-LT-3-5.5x30 + centring grommet	262
6	 Facade cladding to timber substructure	Self-drilling screw JT4-LT-2/6-6.0x50 + centring grommet	264

Self-drilling screw JT6-2/5-5.0 VARIO

Self-drilling screw JT9-2/5-5.0 VARIO



Application range

- > To form sliding and fixed points on substructures of rear-ventilated facades
- > Fastening pre-drilled stainless steel or aluminium wall brackets with aluminium support profiles

Properties

- > One screw for all part combinations, see chart
- > Buffer zone between the screw head and sliding disk prevents excessive clamp load of the joint.
- > Consistently low contact pressure prevents stick-slip phenomenon
- > No stripping / destruction of the thread in component II resulting in high tensile capacity
- > High tensile and transverse load transmission in component II due to fine pitch thread
- > National technical test certificate (abP) as proof of usability according to DIN 18516-1 (also available as informal English translation)
- > Case hardened drill point of the JT6 version for fastening in steel support profiles (not part of the abP)
- > Wall brackets made of stainless steel and aluminium are part of the abP
- > Buffer zone serves as visual set control
- > Same assembly concept for sliding and fixed points
- > Fastening with socket wrench insert SW8 with optical installation control / SW8 VARIO Tool / screwdriver with depth stop

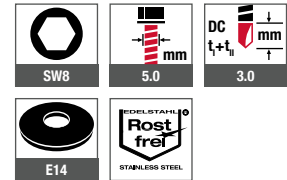
Note

Component assemblies checked with R_m (component II) ≥ 190 , ≥ 215 and ≥ 245 N/mm². For bearing values, please refer to the national test certificate (abP) P-BWU02-178006.

Applications



Technical specifications



Certifications




Cross references	page
Socket wrench insert SW8	416
SW8 VARIO Tool	423
Cordless screwdriver ASCS 6.3	393

Possible part combinations		
Component I [mm]	Component II [mm]	R_m support profile/ Wall bracket
1.5 (stainless steel)	1.5	
	2.0	
	2.5	
	3.0	
2.0 (stainless steel, aluminium)	1.5	
	2.0	≥ 190 N/mm ²
	2.5	(aluminium)
	3.0	
3.0 (stainless steel, aluminium)	1.5	
	2.0	
	2.5	
	3.0	

Possible part combinations		
Component I [mm]	Component II [mm]	R_m support profile/ Wall bracket
4.0 (aluminium)	1.5	
	2.0	
	2.5	
	3.0	≥ 190 N/mm ² (aluminium)
5.0 (aluminium)	1.5	
	2.0	
	2.5	
	3.0	

Timber Construction
Industrial Lightweight Construction
Solar
Flat Roofing
Rear-Ventilated Facades (VHF)
Anchoring Technology
Window and Glass Facade Technology
Interior Work
Mounting Elements for Attachments
Machinery, Spare Parts, Tools



Product online



Order description	Length [mm]	PU [pieces]	Price/100 [EUR]	Article number	EAN
JT6 made of A4 stainless steel with hardened steel drill point					
JT6-2/5-5.0x30 Vario	30	500		3598077991	4061245014999
JT6-2/5-5.0x30 Vario VE100	30	100		6598077991	4061245021904

Product online



Order description	Length [mm]	PU [pieces]	Price/100 [EUR]	Article number	EAN
JT9 made of A4 stainless steel					
JT9-2/5-5.0x25 Vario	25	500		3500777490	4061245020686
JT9-2/5-5.0x25 Vario VE100	25	100		6500777490	4061245021508

Self-drilling screw JT9-3H/5-5.5x19



Cross references	page
Socket wrench insert SW8	416
Cordless screwdriver ASCS 6.3	393

Application range

- > To form sliding and fixed points on substructures of rear-ventilated facades
- > Fastening pre-drilled stainless steel or aluminium wall brackets with aluminium support profiles
- > For component assemblies from 3.1 – 5.0 mm (component I + component II)

Properties

- > A4 stainless steel

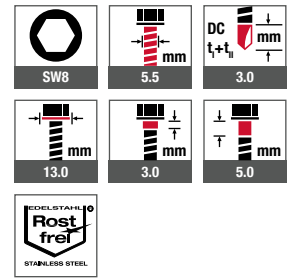
Note

Component assemblies checked with R_m (component II) ≥ 190 , ≥ 215 and ≥ 245 N/mm². For bearing values, please refer to the national test certificate (abP) P-BWU02-1980001.

Applications



Technical specifications



Certifications



Possible part combinations

Component I [mm]	Component II [mm]	R_m support profile/ Wall bracket
	1.6	
1.5 (stainless steel)	2.0	
	2.4	≥ 190 N/mm ² (aluminium)
3.0 (aluminium)	1.6	
	2.0	

Product online



Order description	Length [mm]	PU [pieces]	Price/100 [EUR]	Article number	EAN
JT9-3H/5-5.5x19	19	500		7380540340	4061245014272
JT9-3H/5-5.5x19 VE100	19	100		6380540340	4061245014869

Timber Construction
Industrial Lightweight Construction
Solar
Flat Roofing
Rear-Ventilated Facades (VHF)
Anchoring Technology
Window and Glass Facade Technology
Interior Work
Mounting Elements for Attachments
Machinery, Spare Parts, Tools

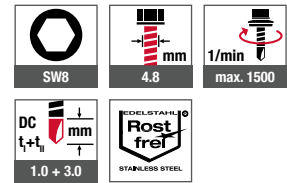
Self-drilling screw JT9-4-4.8

**Application range**

- > Fastening aluminium profiles to aluminium substructure ≤ 3 mm

Properties

- > A4 stainless steel

Applications**Technical specifications**

Cross references	page
Socket wrench insert SW8	416
Cordless screwdriver ASCS 6.3	393

Certifications**Product online**

Order description	Length [mm]	Clamping thickness [mm]	PU [pieces]	Price/100 [EUR]	Article number	EAN
JT9-4-4.8x19	19	0-9	1000		7380387340	4061245074108

Self-drilling screw JT9-6-5.5



Application range

- > Fastening aluminium profiles to aluminium substructure ≤ 4 mm

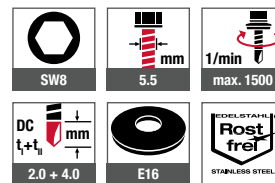
Properties

- > A4 stainless steel

Applications



Technical specifications



Cross references	page
Socket wrench insert SW8	416
Cordless screwdriver ASCS 6.3	393

Product online



Certifications



Order description	Length [mm]	Clamping thickness [mm]	PU [pieces]	Price/100 [EUR]	Article number	EAN
JT9-6-5.5x22	22	0–10	500		7380508341	4061245014333
Sealing washer E16, Ø 16 mm						
JT9-6-5.5x22-E16	22	0–7	500		3502111491	4061245047904

Self-drilling screw JT9-S-2-4.8



Application range

- > Fastening timber laths to aluminium substructure ≤ 2 mm

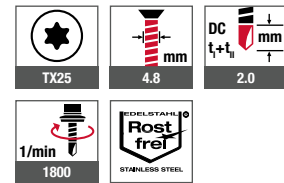
Properties

- > A4 stainless steel
- > Countersunk head with milling ribs

Applications



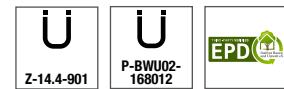
Technical specifications



Cross references

Bit hexalobular TX25	413
Bit holder	420
Cordless screwdriver	
ASCS 6.3	393

Certifications




Product online



Order description	Length [mm]	Clamp thickness [mm]	PU [pieces]	Price/100 [EUR]	Article number	EAN
JT9-S-2-4.8x38	38	20–30	500		7382219340	4061245081915
JT9-S-2-4.8x48	48	30–40	500		7382220340	4061245081922

The LT system for facades







Forcing tension under control: The LT fastening system with plastic grommets specifically matched to the screws ensures optimum fastening of the facade claddings. The LT screws can be combined with suitable centring bushes - adapted to every application. Completely removable for an unmixed separation of the used materials.



Processing advice: Wobble-free fastening when using the LT/STS Tool

Timber Construction
Industrial Lightweight Construction
Solar
Flat Roofing
Rear-Ventilated Facades (VHF)
Anchoring Technology
Window and Glass Facade Technology
Interior Work
Mounting Elements for Attachments
Machinery, Spare Parts, Tools

Product finder LT system

	JT4- LT-3-5.5x25 KD16	JF3- LT-2-5.5x30 KD16	JT4- LT-XT-3H/4-5.5x19 KD16	JT4- LT-XT-3H/6-5.5x25 KD16	JT3- LT-3-5.5x30 KD16	JT4- LT-2/6-6x50 KD16
Screw type						
Material	A2 stainless steel	A2 stainless steel with hardened steel point ¹⁾	A2 stainless steel	A2 stainless steel	A2 stainless steel with hardened steel drill point	A2 stainless steel
Application²⁾	All common facade claddings	All common facade claddings	Aluminium panels 2.0 mm	Aluminium composite panels 4.0 mm	All common facade claddings	All common facade claddings
Free spin zone³⁾	–	–	4.0 mm	6.0 mm	–	6.0 mm
For substructures made of	Aluminium	Steel / aluminium	Aluminium	Aluminium	Steel / aluminium	Timber / aluminium
Drilling capacity (t_i pre-drilled) t_{ii}	1.5–3.0 mm	0.4–1.0 mm / 1.0–2.0 mm	1.5–3.0 mm	3.0 mm	1.5–3.0 mm	1.5–2.0 mm
Clamping thickness t_{ix}	1 – 15 mm	1 – 15 mm	4 mm	6 mm	1 – 15 mm	2–19 mm
abP / ETA	ETA-10/0200	ETA-10/0200	–	P-S 18 0447	ETA-10/0200	ETA-10/0200
Centring grommets / XT centring grommets	Centring grommets Ø 11/4 Ø 11/6 Ø 11/8	Centring grommets Ø 11/4 Ø 11/6 Ø 11/8	Centring grommets Ø 11/2	XT centring grommets Ø 11/4	Centring grommets Ø 11/4 Ø 11/6 Ø 11/8	Centring grommets Ø 11/2 Ø 11/4 Ø 11/6 Ø 11/8

¹⁾ JF screw requires more axial pressure than JT screw with classic cutting bit in order to penetrate component II. Reduced swarf: During the installation process, significantly fewer swarf is produced compared to conventional self-drilling screws with classic drill point.

²⁾ Please note the respective approval of the exterior wall cladding and the assembly instructions of the manufacturer.

³⁾ Free spin zone: Screws without free spin zone must be loosened by a quarter turn after connecting surface in order to ensure reliable sliding.



Watch the video now:

<https://youtu.be/yL0yRtO9BJc>

EJOFAST® self-drilling screw JF3-LT-2-5.5 KD12



Application range

- > Fastening small metal shingles to 0.4–1.0 mm profiled steel sheet
- > Also suitable for fastening brackets to trapezoidal profiles

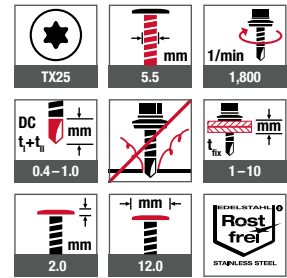
Properties

- > A2 stainless steel with hardened steel point
- > Pan head
- > Reduced swarf fastening

Applications



Technical specifications



Cross references	page
LT / STS Tool plastic TX25	422
Cordless screwdriver ASCS 6.3	393

Product online



Certifications



Order description	Length [mm]	Clamping thickness [mm]	PU [pieces]	Price/100 [EUR]	Article number	EAN
JF3-LT-2-5.5x25	25	1–10	500		7381207301	4061245061627

EJOFAST® self-drilling screw JF3-LT-2-5.5 KD16



Cross references	page
Centring grommet F	265
Centring grommet S	266
LT/STS Tool plastic TX25	422

Application range

- > For reduced swarf fastening of facade claddings to 0.4–1.0 mm steel substructures
- > For reduced swarf fastening of facade cladding 1.0–2.0 mm to aluminum substructures
- > Can be combined with LT fixed and sliding point grommets

Properties

- > A2 stainless steel with hardened steel point
- > Pan head

Advantages

- > To cover slotted holes and large pre-drill diameters
- > Also available as painted version
- > Flat screw head for aesthetic facade design
- > Wobble-free fastening by using the LT Tool
- > Reduced swarf fastening

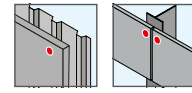
Note

Please note the respective approval of the exterior wall cladding and the assembly instructions of the manufacturer. JF screw requires more axial pressure than JT screw with classic cutting bit in order to penetrate component II.

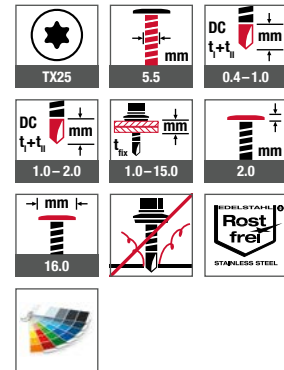
Processing information for sliding points on facade claddings

Stop fastening as soon as the screw head connects to the surface and turn the screw back a quarter turn in order to remove the clamp load from the connection.

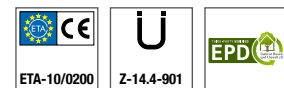
Applications



Technical specifications



Certifications



Product online



Order description	Length [mm]	max. panel thickness [mm]	PU [pieces]	Price/100 [EUR]	Article number	EAN
JF3-LT-2-5.5x30 KD16	30	13	500		7384212301	4061245014005

Self-drilling screw JT3-LT-3-5.5x30 KD16



Application range

- > Fastening facade claddings to 1.5–3.0 mm aluminium and steel substructures
- > Can be combined with LT fixed and sliding point grommets

Properties

- > A2 stainless steel with hardened steel drill point
- > Pan head

Advantages

- > To cover slotted holes and large pre-drill diameters
- > Also available as painted version
- > Flat screw head for aesthetic facade design
- > Wobble-free fastening by using the LT Tool

Note

Please note the respective approval of the exterior wall cladding and the assembly instructions of the manufacturer.

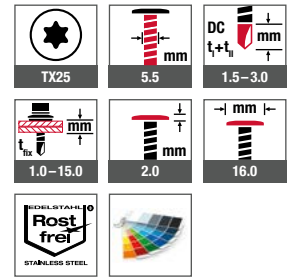
Processing information for sliding points on facade claddings

Stop fastening as soon as the screw head connects to the surface and turn the screw back a quarter turn in order to remove the clamp load from the connection.

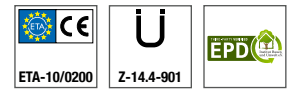
Applications



Technical specifications



Certifications



Cross references	page
Centring grommet F	265
Centring grommet S	266
LT/STS Tool plastic TX25	422

Product online



Order description	Length [mm]	max. panel thickness [mm]	PU [pieces]	Price/100 [EUR]	Article number	EAN
JT3-LT-3-5.5x30 KD16	30	12	500		7384211301	4061245014012

Self-drilling screw JT4-LT-3-5.5x25 KD16



Cross references	page
Centring grommet F	265
Centring grommet S	266
LT/STS Tool plastic TX25	422

Application range

- > For fastening facade cladding to aluminum substructures 1.5–3.0 mm
- > Can be combined with LT fixed and sliding point grommets
- > Fixing Puricelli HPL facade cladding to aluminum substructure

Properties

- > A2 stainless steel
- > Pan head

Advantages

- > To cover slotted holes* and large pre-drill diameters
- > Also available as painted version
- > Flat screw head for aesthetic facade design
- > Wobble-free fastening by using the LT Tool

Note

Please note the respective approval of the exterior wall cladding and the assembly instructions of the manufacturer.

*Not part of the approval

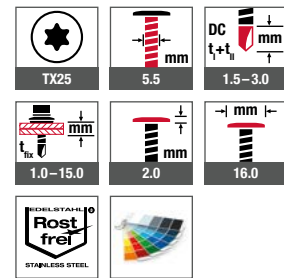
Processing information for sliding points on facade claddings

Stop fastening as soon as the screw head connects to the surface and turn the screw back a quarter turn in order to remove the clamp load from the connection.

Applications



Technical specifications



Certifications



Product online



Order description	Length [mm]	max. panel thickness [mm]	PU [pieces]	Price/100 [EUR]	Article number	EAN
JT4-LT-3-5.5x25 KD16	25	12	500		7384207300	4061245014029

Self-drilling screw JT4-LT-2/6-6.0x50 KD16



Cross references	page
Centring grommet F	265
Centring grommet S	266
LT/STS Tool plastic TX25	422

Application range

- > For fastening facade cladding to wooden substructures
- > Can be combined with LT fixed and sliding point grommets
- > Also suitable for aluminum substructures 0.8–2.0 mm
- > Fixing Puricelli HPL facade cladding to wooden substructure

Properties

- > A2 stainless steel
- > Pan head

Advantages

- > To cover slotted holes and large pre-drill diameters
- > Also available as painted version
- > Flat screw head for aesthetic facade design
- > No pre-drilling of the timber substructure
- > Good drilling behaviour even in areas of branches
- > Wobble-free fastening by using the LT Tool

Note

Please note the respective approval of the exterior wall cladding and the assembly instructions of the manufacturer.

Processing information for sliding points on facade claddings

Stop fastening as soon as the screw head connects to the surface and turn the screw back a quarter turn in order to remove the clamp load from the connection.

Product online

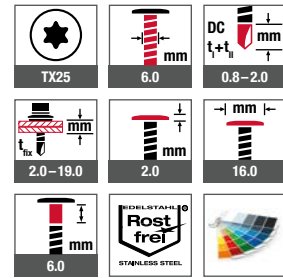


Order description	Length [mm]	max. panel thickness [mm]	PU [pieces]	Price/100 [EUR]	Article number	EAN
JT4-LT-2/6-6.0x50 KD16	50	10	500		7384206300	4061245014036

Applications



Technical specifications



Certifications



Timber Construction
Industrial Lightweight Construction
Solar
Flat Roofing
Rear-Ventilated Facades (VHF)
Anchoring Technology
Window and Glass Facade Technology
Interior Work
Mounting Elements for Attachments
Machinery, Spare Parts, Tools

Centring grommet F (fixed point)



Cross references	page
JT4-LT-3-5.5x25	263
JT4-LT-2/6-6.0x50	264
JT3-LT-3-5.5x30	262
JF3-LT-2-5.5x30	261

Application range

- > For fastening facade claddings in combination with LT screws with head diameter 16 mm
- > To form fixed points

Properties

- > Grey coloured plastic
- > For panel thickness 2 / 4 / 6 / 8 mm
- > UV-resistant

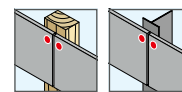
Advantages

- > All holes in the facade cladding are produced with the same diameter (11 mm), which can be done efficiently at the shop floor
- > No rivet installation gauge, no drilling gauge necessary
- > Fast assembly in combination with LT screws
- > Easily revisionable panel fastening
- > The 0.5 collar of the grommet prevents direct contact between screw head and panel surface
- > The hole in the middle serves for the centered positioning of the screw

Note

Usability of grommets and LT screws must be agreed with the respective panel manufacturer. Please note the respective approval of the exterior wall cladding and the assembly instructions of the manufacturer.

Applications



Product online



Order description	Internal hole diameter [mm]	Pre-drilling diameter [mm]	Panel thickness [mm]	PU [pieces]	Price/100 [EUR]	Article number	EAN
EJOT centring grommet Ø 11/2 F	5.8	11.0	2.0	500		3010005700	4061245010212
EJOT centring grommet Ø 11/4 F	5.8	11.0	4.0	500		3010009700	4061245018478
EJOT centring grommet Ø 11/6 F	5.8	11.0	6.0	500		3010011700	4061245018454
EJOT centring grommet Ø 11/8 F	5.8	11.0	8.0	500		3010007700	4061245018492

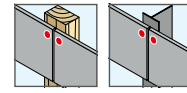
Centring grommet S (sliding point)



Application range

- > Fastening facade claddings in combination with LT screws with head diameter 16 mm
- > To form sliding points

Applications



Properties

- > Black coloured plastic
- > For panel thickness 2 / 4 / 6 / 8 mm
- > UV-resistant

Advantages

- > All holes in the facade cladding are produced with the same diameter (11 mm), which can be done efficiently at the shop floor
- > No rivet installation gauge, no drilling gauge necessary
- > Fast assembly in combination with LT screws
- > Easily revisionable panel fastening
- > The 0.5 collar of the grommet prevents direct contact between screw head and panel surface, thus no scratches on the panel surface even during thousandfold relative displacement
- > The bottom of the grommet which is only 0.3 mm thin is abraded due to relative displacement
- > The hole in the middle serves for the centered positioning of the screw

Note

Usability of grommets and LT screws must be agreed with the respective panel manufacturer. Please note the respective approval of the exterior wall cladding and the assembly instructions of the manufacturer.

Processing information for screws with full thread

Stop fastening as soon as the screw head connects to the surface and turn the screw back a quarter turn in order to remove the clamp load from the connection.

Cross references	page
JT4-LT-3-5.5x25	263
JT4-LT-2/6-6.0x50	264
JT3-LT-3-5.5x30	262
JF3-LT-2-5.5x30	261

Product online



Order description	Internal hole diameter [mm]	Pre-drilling diameter [mm]	Panel thickness [mm]	PU [pieces]	Price/100 [EUR]	Article number	EAN
EJOT centring grommet Ø 11/2 S	8.4	11.0	2.0	500		3010006700	4061245018508
EJOT centring grommet Ø 11/4 S	8.4	11.0	4.0	500		3010010700	4061245018461
EJOT centring grommet Ø 11/6 S	8.4	11.0	6.0	500		3010012700	4061245018447
EJOT centring grommet Ø 11/8 S	8.4	11.0	8.0	500		3010008700	4061245018485

Self-drilling screw JT4-LT-Xt-3H/4-5.5x19



Cross references	page
LT-Xt Tool TX25	423
Cordless screwdriver ASCS 6.3	393

Application range

- > For fastening facade cladding 2.0 mm to aluminum substructures ≤ 2.0 mm
- > Can be combined with LT fixed and sliding point grommets

Properties

- > A2 stainless steel
- > Pan head

Advantages

- > Also available as painted version
- > Flat screw head for aesthetic facade design
- > Wobble-free fastening by using the LT Tool
- > Easy assembly and reliable sliding thanks to optimised free spin zone
- > Centering grommet collar protects the facade cladding surface from scratches
- > No rivet installation gauge or drilling gauge necessary
- > Xt cutting ring under the screw head facilitates easy removal of the protective film during the forming of fixed points without centring grommet. Advantage when using the fixed point grommet: all holes in the panel can be pre-drilled with $\varnothing 11$ mm
- > Non-threaded part under the screw head allows an intentional further rotation of the screw head after connecting surface

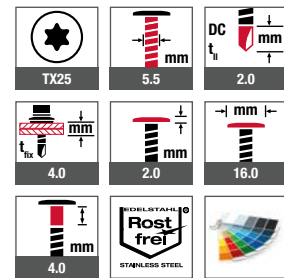
Note

Please note the respective approval of the exterior wall cladding and the assembly instructions of the manufacturer.

Applications



Technical specifications



Certifications



Product online



Order description	Length [mm]	max. panel thickness [mm]	PU [pieces]	Price/100 [EUR]	Article number	EAN
Self-drilling screw						
JT4-LT-Xt-3H/4-5.5x19 KD16	19	2.0	500		7384219300	4061245044507

Order description	Internal hole diameter [mm]	Pre-drilling diameter [mm]	max. panel thickness [mm]	PU [pieces]	Price/100 [EUR]	Article number	EAN
Centring grommets							
EJOT centring grommet $\varnothing 11/2$ F	5.8	11.0	2.0–3.0	500		3010013700	4061245044552
EJOT centring grommet $\varnothing 11/2$ S	8.4	11.0	2.0–3.0	500		3010014700	4061245044545

Self-drilling screw JT4-LT-XT-3H/6-5.5x25



Cross references	page
LT-XT Tool TX25	423

Application range

- > For fastening plain aluminium composite panels to aluminium substructures of 2 mm
- > Only to be used in combination with XT fixed and sliding point grommets

Properties


- > A2 stainless steel
- > Pan head

Advantages

- > To cover slotted holes and large pre-drill diameters
- > Also available as painted version
- > Flat screw head for aesthetic facade design
- > Easy assembly and reliable sliding thanks to optimised free spin zone
- > Regulated by the building authorities in test certificate P-S 18 0447
- > Easy removal of protective film
- > Centering grommet collar protects the facade cladding surface from scratches
- > No rivet installation gauge or drilling gauge necessary
- > Non-threaded part under the screw head allows an intentional further rotation of the screw head after connecting surface

Note

Please note the respective approval of the exterior wall cladding and the assembly instructions of the manufacturer.



Installation of the XT system: 1. Insert XT centring grommet into pre-punched facade panel; 2. Rotate XT centring grommet with LT-XT-Tool in order to cut the protective film; 3. Fasten LT-XT screw with LT-XT-Tool in support profile; 4. Remove protective film gently over the fixing point

Product online



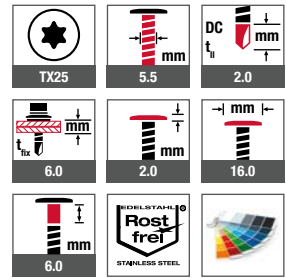
Order description	Length [mm]	max. panel thickness [mm]	PU [pieces]	Price/100 [EUR]	Article number	EAN
Self-drilling screw						
JT4-LT-XT-3H/6-5.5x25 KD16	25	4.0	500		7384216300	4061245073132

Order description	Internal hole diameter [mm]	Pre-drilling diameter [mm]	max. panel thickness [mm]	PU [pieces]	Price/100 [EUR]	Article number	EAN
Centring grommets							
EJOT XT-centring grommet Ø 11/4 F	5.8	11.0	4.0	500		3010013700	4061245044552
EJOT XT-centring grommet Ø 11/4 S	8.4	11.0	4.0	500		3010014700	4061245044545


Applications



Technical specifications



Certifications



Timber Construction
Industrial Lightweight Construction
Solar
Flat Roofing
Rear-Ventilated Facades (VHF)
Anchoring Technology
Window and Glass Facade Technology
Interior Work
Mounting Elements for Attachments
Machinery, Spare Parts, Tools

Self-drilling screw JT4-XT-3/6-6.0



Cross references	page
Bit hexalobular TX25	413
Cordless screwdriver ASCS 6.3	393



Watch the video now:
<https://youtu.be/RKUPO7xTQ8c>

Application range

- > Fastener between the reinforcing profile and an ALUCOBOND® cassette according to Z-10.3-774
- > For fastening to 2.0 mm aluminium substructures

Properties

- > A2 stainless steel

Advantages/Operating principle

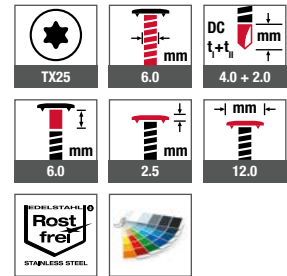
- > Fastener pierces the ALUCOBOND® panel and the aluminium substructure
- > Non-threaded part under the screw head allows an intentional further rotation of the screw head after surface connection
- > Cutting ring under the screw head cuts protective film on the facade cladding
- > Protective film can be removed from the ALUCOBOND® cassette without residue after assembly
- > Also available as painted version



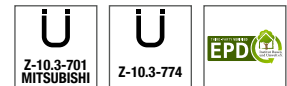
Applications



Technical specifications



Certifications

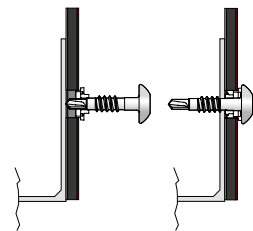


Product online



Order description	Length [mm]	Panel thickness [mm]	PU [pieces]	Price/100 [EUR]	Article number	EAN
JT4-XT-3/6-6.0x21	21	4.0	500		7384213300	4061245013992

Self-drilling screw JT4-FR-2H/6-4.8



Application range

- > Fastener for ALUCOBOND® external wall cladding according to Z-10.3-774
- > For fastening without forcing tension to 2 mm aluminium substructures

Properties

- > A2 stainless steel*
- > With centring grommet to form sliding points

Advantages

- > Centred drilling and simultaneous fastening of the facade cladding to the substructure
- > No pre-drilling of the substructure
- > Non-threaded part under the screw head allows an intentional further rotation of the screw head after surface connection
- > Also available as painted version

Note

We recommend the tapered special bit hexalobular TX25W-1/4"/Cx25 for force fit in the fastener head. To form fixed points, we recommend pre-drilling a Ø 4.0 mm hole in the panel. The ideal pre-drilling diameter for the centring grommet is 8.5 mm. A smaller diameter may be useful for on-site drilling. We recommend carrying out tests in advance.

Cross references	page
Bit hexalobular TX25	413
Cordless screwdriver ASCS 6.3	393

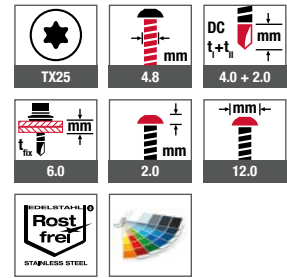
Product online



Applications



Technical specifications



Certifications



Order description	Length [mm]	Panel thickness [mm]	PU [pieces]	Price/100 [EUR]	Article number	EAN
Self-drilling screw						
JT4-FR-2H/6-4.8x22	22	4.0	1000		7384170300	4061245014050

A4 stainless steel available upon request



Self-drilling screw JT9-FR-2H-4.8

Order description	Pre-drilling diameter [mm]	Panel thickness [mm]	PU [pieces]	Price/100 [EUR]	Article number	EAN
Centring grommet						
EJOT centring grommet Alucobond	8.0–8.5	4.0	500		3010003700	4061245010205

Timber Construction
Industrial Lightweight Construction
Solar
Flat Roofing
Rear-Ventilated Facades (VHF)
Anchoring Technology
Window and Glass Facade Technology
Interior Work
Mounting Elements for Attachments
Machinery, Spare Parts, Tools

Blind rivet ECORIV® aluminium/stainless steel



Cross references	page
Cordless riveter ECORIV	399
Drill bit HSS	404
Nose piece for facades	399

Application range

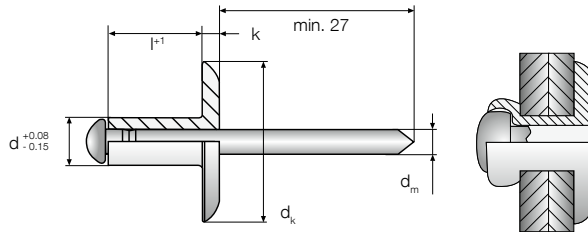
- > For fastening to steel and aluminium substructures
- > To form sliding points on aluminium substructures
- > Fastening of Puricelli HPL facade cladding to aluminium substructures (only blind rivet ECORIV AL/E 5.0x16.0 K16)

Properties

- > Rivet body made of aluminium (Al)
- > Mandrel made of stainless steel (E)
- > Captive locked
- > Large head, open

Note

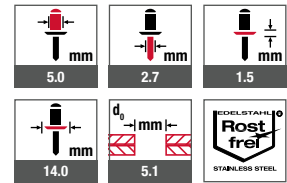
Building authorities-approved rivets according to Z-14.1-4 available upon request.



Applications



Technical specifications



Certifications



Order description	l+1 [mm]	Clamp thickness [mm]	PU [pieces]	Price/100 [EUR]	Article number	EAN
Blind rivet ECORIV AL/E 5.0x8.0 K14*	8.0	2.0–5.0	500		9332503000	4061245021614
Blind rivet ECORIV AL/E 5.0x10.0 K14*	10.0	4.0–6.5	500		9332504000	4061245021621
Blind rivet ECORIV AL/E 5.0x12.0 K14*	12.0	6.0–8.0	500		9332505000	4061245021638
Blind rivet ECORIV AL/E 5.0x14.0 K14*	14.0	7.5–10.0	500		9332506000	4061245021645
Blind rivet ECORIV AL/E 5.0x16.0 K14*	16.0	9.5–12.0	500		9332508000	4061245021652
Blind rivet ECORIV AL/E 5.0x18.0 K14*	18.0	11.5–13.5	500		9332509000	4061245021669
Blind rivet ECORIV AL/E 5.0x20.0 K14*	20.0	12.0–15.5	500		9332510000	4061245021676
Blind rivet ECORIV AL/E 5.0x25.0 K14*	25.0	15.0–20.5	500		9332511000	4061245021683
Blind rivet ECORIV AL/E 5.0x16.0 K16	16.0	8.0–12.0	500		9338508000	4061245061771

*Not part of the approval

Further versions
available



ECORIV® rivet
| see page 162

DH insulation support anchor



Application range

- > For fixing insulating material in the rear-ventilated facade (VHF) to all substrates

Properties

- > Requirement: 5 pcs. per m²
- > Easy installation with no additional expansion element
- > Washer can be positioned individually on the shaft
- > All-purpose for all building materials

Advantages

- > Prevents "quilt effect" (indentations in the insulation) due to retrofitting of the washer
- > Prevents gapping of the joints between the individual insulating panels at the joining edges
- > Packing and handling volume is reduced by over 60 % compared to one-part insulation support anchors
- > Installation depth limiter guarantees defined installation independent of the substrate
- > Process reliable installation even with thick insulation boards

Note

For the installation of two-ply insulation, additional stress plates are required. The practicability depends on the respective insulation properties and needs to be tested on site. Rotary hole drilling is obligatory in aerated concrete and perforated brick masonry.

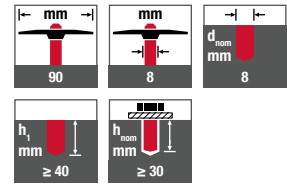
Characteristic values

Point thermal transmittance χ	0.0001 W/K
Carrying capacity (pull over washer)	0.2 kN

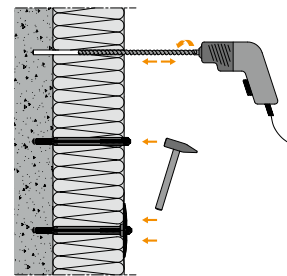
Applications



Technical specifications



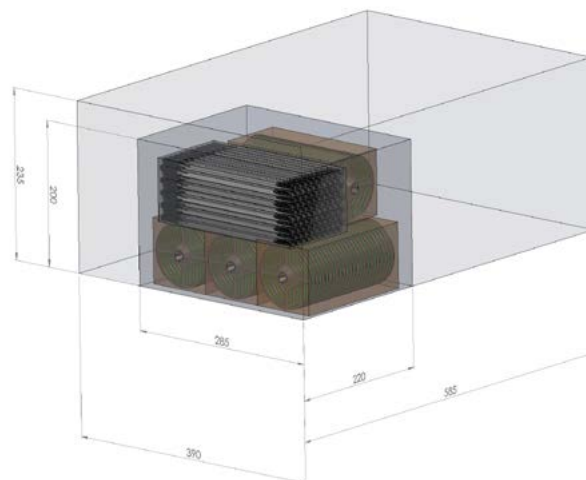
Certifications



Wall embedment

Single-ply insulation

Cross references	page
Installation point	274
Hammer drill SDS plus	407
Cordless hammer drill ABH18	398
Tool belt	425



Packing and handling volume is reduced by over 60% compared to one-part insulation support anchors



Timber Construction
Industrial Lightweight Construction
Solar
Flat Roofing
Rear-Ventilated Facades (VHF)
Anchoring Technology
Window and Glass Facade Technology
Interior Work
Mounting Elements for Attachments
Machinery, Spare Parts, Tools



Order description	Insulation thickness ≤ [mm]		PU [pieces]	Price/100 [EUR]	Article number	EAN
Washer only						
Washer DH	–		300		8550090999	4061245011592
Shaft only						
Shaft DH 60	60		300		8550060999	4061245011622
Shaft DH 80	80		300		8550080999	4061245011608
Shaft DH 100	100		300		8550100999	4061245011578
Shaft DH 120	120		300		8550120999	4061245011554
Shaft DH 140	140		300		8550140999	4061245011530
Shaft DH 160	160		300		8550160999	4061245011516
Shaft DH 180	180		300		8550180999	4061245011493
Shaft DH 200	200		300		8550200999	4061245011479
Shaft DH 220	220		300		8550220999	4061245011455
Shaft DH 240	240		300		8550240999	4061245011431
Shaft DH 260	260		300		8550260999	4061245011417
Shaft DH 280	280		300		8550280999	4061245011394
Shaft DH 300	300		300		8550300999	4061245011370

Order description	Insulation thickness ≤ mm		PU [pieces]	Price/100 [EUR]	Article number	EAN
	Concrete	Masonry				
One-part insulation support anchor						
DH-40 (one-part)	40	20	300		8551906009	4061245011363

Order description	Insulation thickness ≤ [mm]		PU [pieces]	Price/100 [EUR]	Article number	EAN
Set, comprised of washer and shaft						
Set DH-60	60		300		8550060009	4061245011639
Set DH-80	80		300		8550080009	4061245011615
Set DH-100	100		300		8550100009	4061245011585
Set DH-120	120		300		8550120009	4061245011561
Set DH-140	140		300		8550140009	4061245011547
Set DH-160	160		300		8550160009	4061245011523
Set DH-180	180		300		8550180009	4061245011509
Set DH-200	200		300		8550200009	4061245011486
Set DH-220	220		300		8550220009	4061245011462
Set DH-240	240		300		8550240009	4061245011448
Set DH-260	260		300		8550260009	4061245011424
Set DH-280	280		300		8550280009	4061245011400
Set DH-300	300		300		8550300009	4061245011387

Product online



Product online



Product online

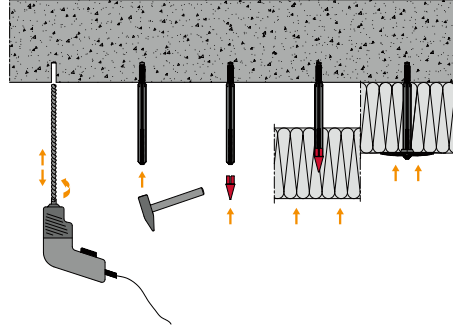


Installation point



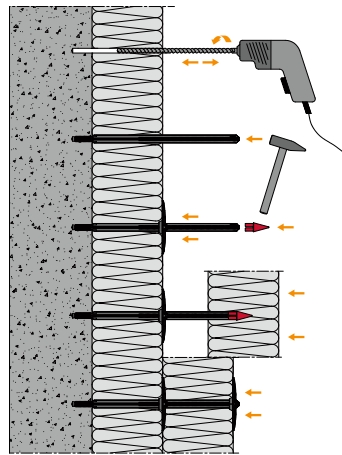
Application range

- > Installation tool for ceiling insulation, lintels and split-mould insulation
- > Attaches to the DH insulation support anchor



Ceiling embedment

Single-ply insulation with installation point



Wall embedment

Two-ply insulation with installation point

Cross references	page
Insulation support anchor DH	272
Tool belt	425

Product online



Order description	PU [pieces]	Price/100 [EUR]	Article number	EAN
Installation point for DH	10		8550000031	4061245011646

DMH metal insulation support anchor



Cross references	page
Metal insulation stress plate	276
Hammer drill SDS plus	407
Cordless hammer drill ABH18	398
Tool belt	425

Application range

- > For fixing hard insulation materials
- > In combination with the EJOT® DMT metal insulation stress plate also for fixing soft insulation materials
- > For fixing insulation materials for high fire protection requirements

Properties

- > Easy installation by driving in, self-expanding
- > Fire performance class A1: non-combustible according to DIN EN 13501-1:2010-01 (test certificate no. PZ 3.1/17-226-1)

Note

The EJOT® insulation support anchors are used to fasten soft and hard insulating material in rear-ventilated facades. The insulation board fastening is carried-out according to DIN 18516-1. Rotary hole drilling is obligatory in aerated concrete and perforated brick masonry.

The DMH-V may only be used subject to dry internal conditions (relative humidity < 70 %) and in environments that can be assigned to corrosivity category C1 (insignificant) or C2 (low) according to DIN EN ISO 12944-2:1998-07.

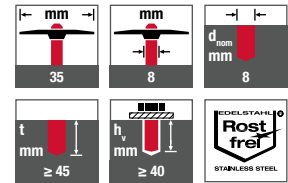
Characteristic values

Axial distance $a \geq$	120 mm
Edge distance $a_e \geq$	60 mm
Minimum component thickness h_{\min}	80 mm
Recommended tensile loads F_{rec}	
Concrete \geq B25	0.20 kN
Solid sand-lime brick	0.20 kN
Solid clay brick	0.20 kN
Vertically perforated brick	0.05 kN
Perforated sand-lime brick	0.05 kN
Recommended transverse loads F_{rec}	
Concrete \geq B25	0.25 kN
Solid sand-lime brick	0.25 kN
Solid clay brick	0.25 kN
Vertically perforated brick	0.10 kN
Perforated sand-lime brick	0.15 kN

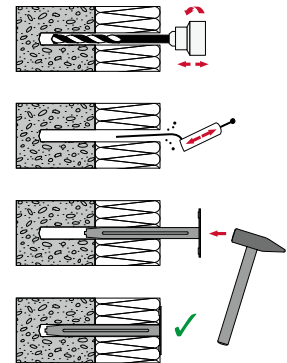
Applications



Technical specifications



Certifications





Product online



Order description	Length L [mm]	Insulation thickness B ≤ [mm]	PU [pieces]	Price/100 [EUR]	Article number	EAN
Alu-zinc steel						
DMH-8x80-V	80	40	250		9800030301	4061245061528
DMH-8x110-V	110	70	250		9800030602	4061245061801
DMH-8x140-V	140	100	250		9800030603	4061245061818
DMH-8x170-V	170	130	250		9800030912	4061245061825
DMH-8x200-V	200	160	250		9800031215	4061245061832
DMH-8x250-V	250	210	200		9800031520	4061245061535
DMH-8x300-V	300	260	200		9800031300	4061245061849

A2 stainless steel available upon request



Metal insulation stress plate DMT



Application range

- > For fastening soft insulating materials in combination with the EJOT DMH metal insulation support anchor
- > For fixing soft insulating materials for high fire protection requirements

Applications



Cross references	page
Insulation support anchorDH	272
Tool belt	425

Properties

- > Fire performance class A1: non-combustible according to DIN EN 13501-1:2010-01 (test certificate no. PZ 3.1/17-226-1)

Technical specifications



Product online




Certifications




Order description	Diameter [mm]	PU [mm]	Price/100 [pieces]	Article number	EAN
Alu-zinc steel					
DMT-80-V	80	250		9800030156	4061245061870

A2 stainless steel available upon request







CROSS -| - FIX

The revolution in rear-ventilated facade constructions

Sustainable cladding of aesthetic facades

CROSSFIX® is the first stainless steel substructure that can be used for horizontal and vertical support profiles. CROSSFIX® increases your flexibility, facilitates assembly, saves precious time and reduces your storage costs.

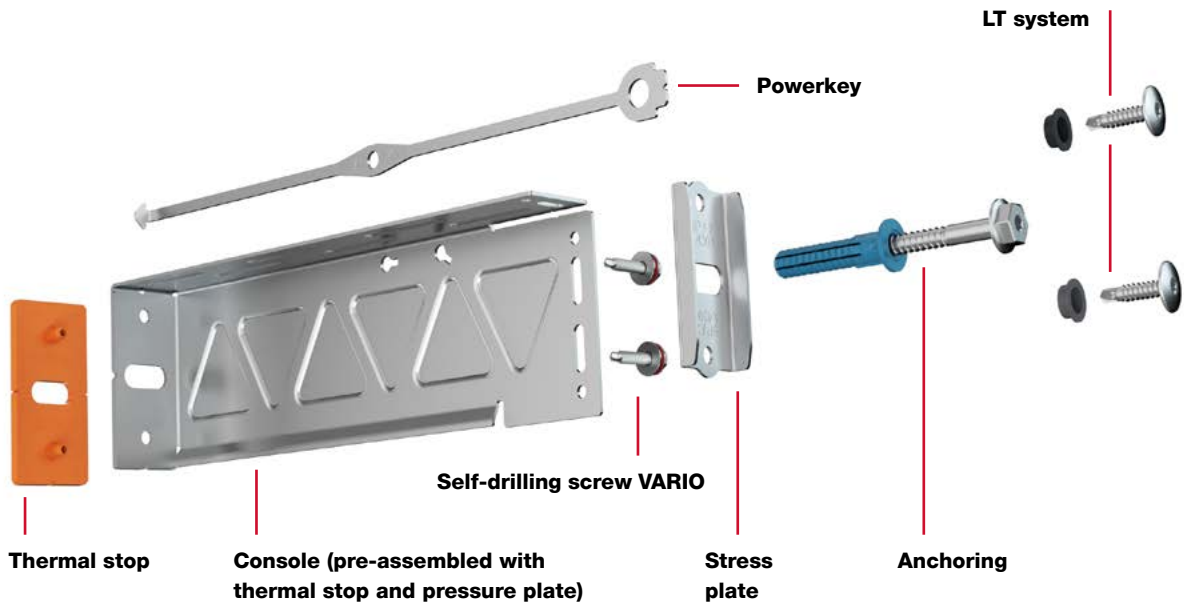
The CROSSFIX® console is made of stainless steel and thus significantly reduces the thermal bridge surcharge in the system. With the CROSSFIX® modular system, EJOT delivers everything from a single supplier. In proven quality.

www.ejot.com/crossfix

CROSSFIX® is a complete system

Everything from a single supplier

EJOT delivers a complete substructure system for all applications including all system components, i.e. the anchoring, connecting and fastening elements. In addition to innovative products, you get technical advice as well as all necessary installation information for your project.



Certified and tested.
Safely.



Our CROSSFIX® experts are glad to advise you


On our website, you will find your personal sales and engineering contact:

www.ejot.com/crossfix



CROSSFIX® is a complete system

The individual components and the appropriate EJOT® accessories



1 Console

Stainless steel (A2/A4). Reach 40–400 mm in 20 mm-steps, larger reach possible. Stress plate and thermal stop captive pre-assembled



2 Stress plate

For a higher load impact or load bearing capacity



3 Thermal stop

For even better U-values



4 Powerkey

For ideal load transmission



5 Self-drilling screw VARIO

Sliding and fixed point screw including sliding washer with buffer zone for connecting consoles and support profiles



6 LT system

Screws and centring grommets for fastening cladding panels to support profiles



7 Anchoring

Facade anchors, metal anchors or chemical anchors for fastening the consoles and support profiles in the load-bearing wall (depending on the structural requirements)




8 Insulation support anchor

For fixing insulating material



9 Support profiles

Support profiles in different versions for cladding panels



CROSSFIX® can be used universally


One console for different assembly purposes

With the CROSSFIX® console, EJOT provides a flexible solution that can be used vertically and horizontally, no matter of whether it is a fixed point or sliding

point installation. This eliminates the need to install different consoles for vertical or horizontal use, which was previously the case.


Vertical assembly

Fixed and sliding point design for vertically running support profiles



Vertical fixed point

Fixing through clearance hole, optionally with power wrench for better load transmission




Vertical sliding point

Fastening through slotted hole


Horizontal assembly (two-layer application)

Fixed and sliding point design for horizontally running support profiles



Horizontal fixed point

Fixing through clearance hole, optionally with power key for better load transmission



Horizontal sliding point

Fastening through slotted hole

Timber Construction
Industrial Lightweight Construction
Solar
Flat Roofing
Rear-Ventilated Facades (VHF)
Anchoring Technology
Window and Glass Facade Technology
Interior Work
Mounting Elements for Attachments
Machinery, Spare Parts, Tools

All advantages at a glance

> **Everything from one source**

EJOT supplies a complete substructure system for all applications and all necessary information for installation.

> **All-purpose**

CROSSFIX® is the console for vertical and horizontal installation and offers maximum flexibility for all applications, "no matter if fixed-point or sliding-point installation"

> **CROSSFIX® is flexible and easy to install**

Thanks to its high flexibility, CROSSFIX® enables quick and easy processing and, at the same time, standard-compliant fastening options on all common surfaces (e.g. concrete, solid and perforated brick, wood and steel substructures).

> **CROSSFIX® has a low carbon footprint**

When manufacturing stainless steel, there is a more moderate amount of energy required and a considerably lower environmental pollution than when producing aluminum.

> **CROSSFIX® has low thermal conductivity**

The CROSSFIX® console is made of A2/A4 stainless steel and thus enables a significant reduction in the thermal bridge surcharge compared to aluminum.

> **Cost-efficient**

"CROSSFIX® enables considerable savings in material costs and storage costs."

> **Fire protection**

The CROSSFIX® console is classified as non-flammable.

> **CROSSFIX® is strong and reliable**

Stainless steel provides higher structural stability than aluminum, which means CROSSFIX® enables higher dead load capacities. In addition, a finite element analysis guarantees an optimised load distribution.

> **CROSSFIX® is resilient to seismic activity**

Seismic tests confirm the dynamic load capacity of the CROSSFIX® console.

> **CROSSFIX® withstands high temperature**


The thermal expansion of aluminum is twice as great as that of steel; the melting temperature of stainless steel is more than twice as high as that of aluminum.

> **CROSSFIX® is an international certified system**

CROSSFIX® is ETA certified. This reduces the planning effort, creates cost security through clearly regulated calculation specifications and ensures more safety in the case of complaints or accidents. The CROSSFIX® console was also certified by the Passive House Institute.



Vertical assembly



Horizontal assembly

CROSSFIX® increases energy efficiency

Improved U-values thanks to stainless steel

In order to reduce thermal bridges in the rear ventilated facade system and thus to achieve higher energy efficiency, materials with the lowest possible thermal conductivity are recommended for facade substructures. While this is only approx. 17 W/(m²K) for stainless steel, it is approx. 160 W/(m²K) for aluminum.

Therefore, the use of stainless steel significantly reduces the transmission of thermal bridges in the CROSSFIX® substrate compared to systems made of solid aluminum. This means that significantly improved U-values can be achieved with the same insulation thickness.

Aluminum and stainless steel in comparison

The isothermal images below illustrate temperature curves between the aluminum consoles and the CROSSFIX® consoles made of stainless steel.

This means that the wall inside can cool down considerably. The temperature difference between the indoor and outdoor area is therefore relatively small.

Lines of the same temperature are called isotherms. If these run almost parallel, there is only a slight disturbance compared to the one-dimensional heat flow (U-value, coefficient of heat transmission). The large thermal bridge, as can be seen in image 1, results in a large heat loss.

With the CROSSFIX® substructure system, compared to aluminum supports, only a minimal thermal bridge forms (image 2) and the wall in the interior cools significantly less. This example clearly shows how the use of a stainless steel substructure significantly increases energy efficiency.



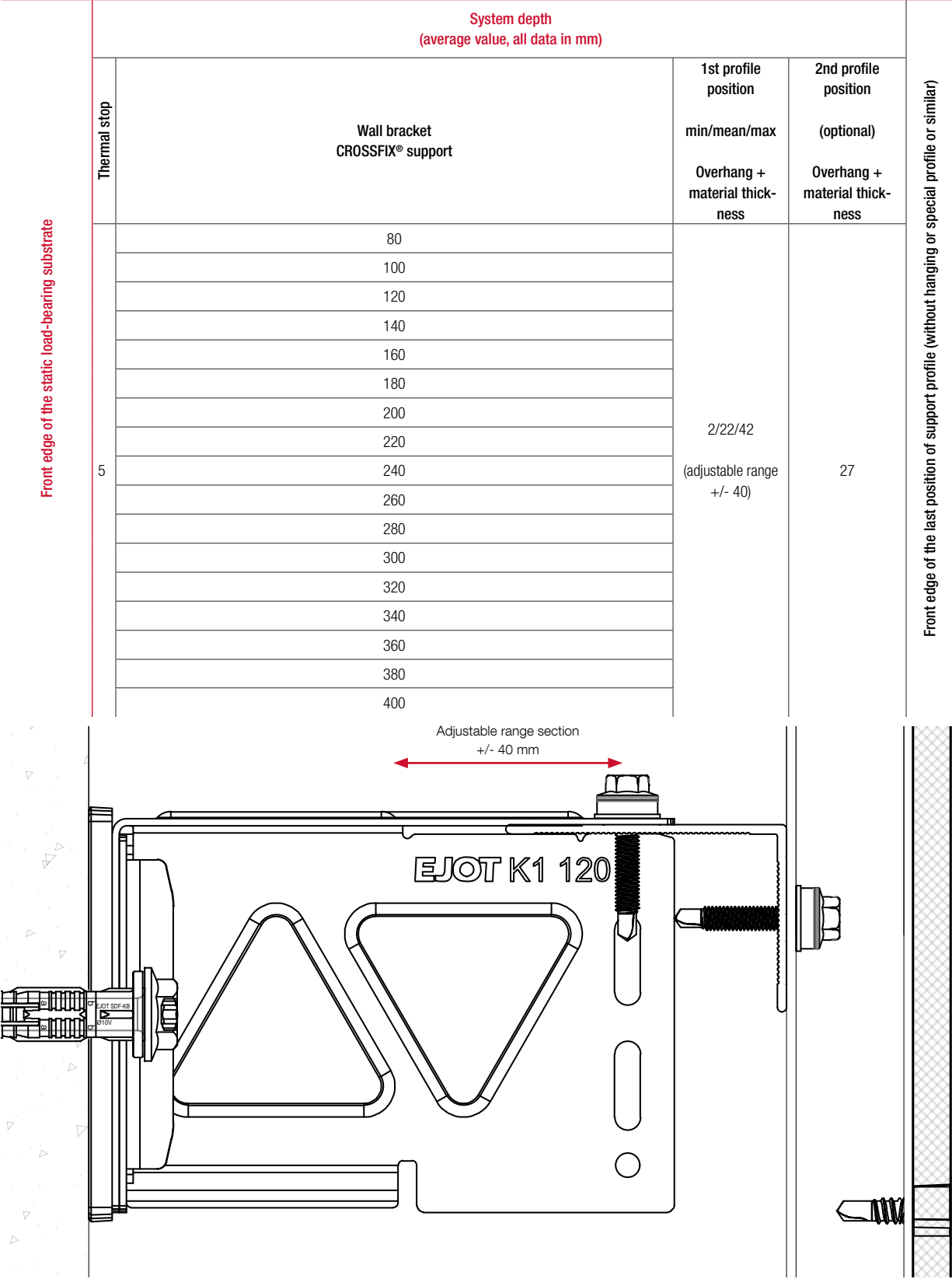
Image 1
Pronounced thermal bridge on aluminum consoles



Image 2
Minimal thermal bridge with CROSSFIX®

CROSSFIX® system structure

System depth



Calculation example

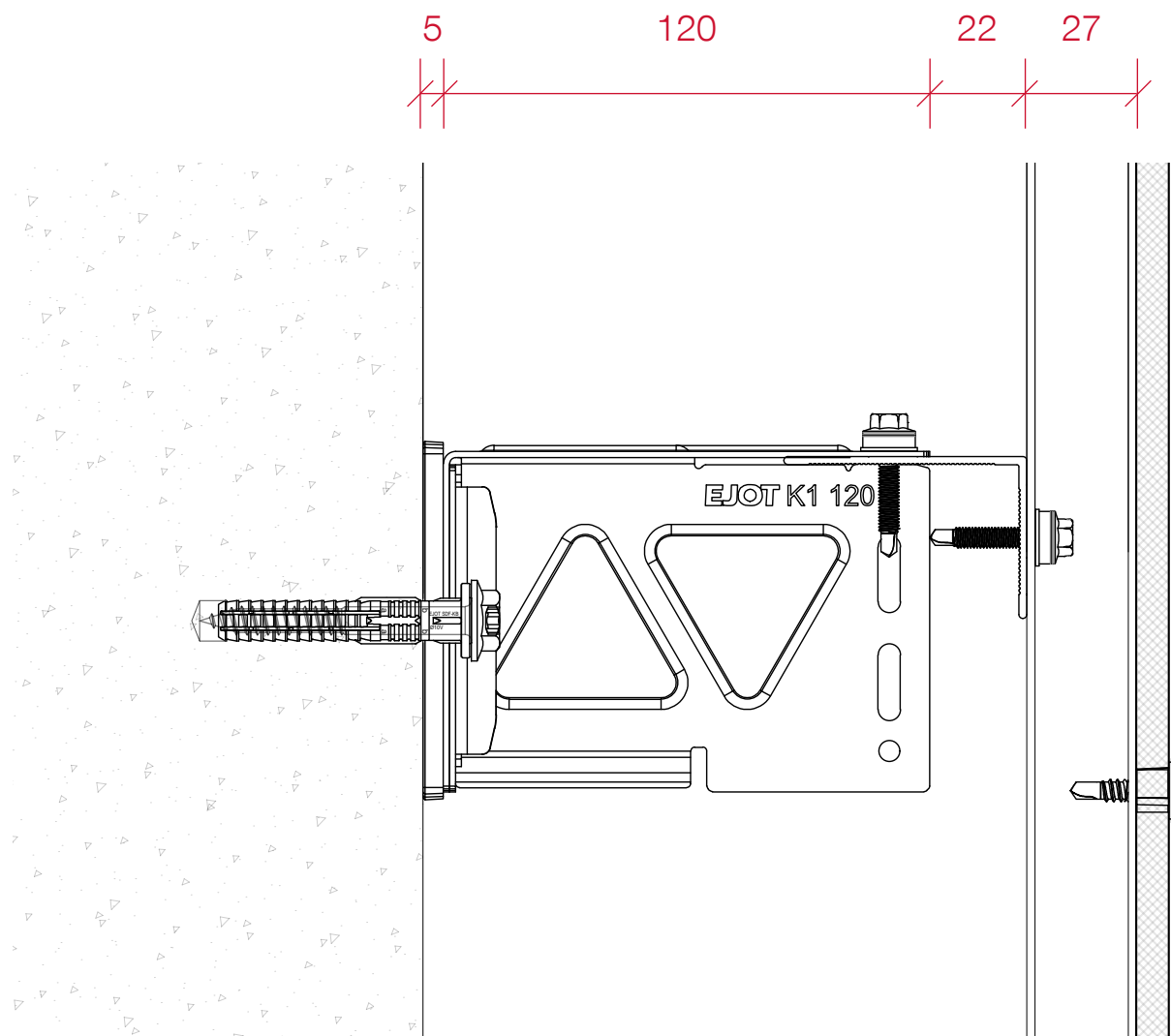
Standard system-depth console K1 with two-layer profile structure

General information:

The relevance of the correctly selected system depth results from the definition of the insulation thickness and the requirements for the rear ventilation cross-section.

Furthermore, the choice of the correct system depth has an influence on the assembly of the support profiles.

System components	Depth [mm]
Thermal stop	5
Console K1	120
1st profile position, angle profile, horizontal	22
2nd profile position, Omega profile, vertical	27
System depth total	174



The CROSSFIX® project check list

In order to be able to calculate your project as best as possible, please use the CROSSFIX® project checklist

that is available on our website:
www.ejot.com/crossfix




Access the project check list via QR code

Simply scan the QR code, fill in the checklist and return it by e-mail with all project documents.

www.ejot.com/crossfix-project-check-list





Anchoring Technology

Special products for mechanical anchoring in non-cracked and cracked concrete as well as chemical and thus expansion-pressure-free products for heavy-duty fastening in concrete and masonry.

www.ejot.com/anchoring-technology

Product overview

Screw anchors

Plastics/steel

SDF-S-8VxL-V	298
SDF-KB-8VxL-V	299
SDF-S-10VxL-V	300
SDF-KB-10VxL-V	302
SDF-S-10HxL-V	304
SDF-KB-10HxL-V	306
SDF-S-14AxL-V	308
SDF-KB-14AxL-V	310
SDP-S-10GxL-V	311
SDP-KB-10GxL-V	312

Plastics/A4 stainless steel

SDF-KB-10VxL-E	302
SDF-S-10HxL-E	304
SDF-KB-10HxL-E	306
SDP-S-10GxL-E	311
SDP-KB-10GxL-E	312

Double expansion wall anchors

Plastics/A4 stainless steel

VSD-8UxL-E	314
VSD-2G-8UxL-E	315

Nail anchors

Plastics/steel

ND-K V	316
ND-S V	317

Through bolts

Steel

BA-V-PLUS	318
-----------	-----

A4 stainless steel

BA-E-PLUS	320
-----------	-----

Drop-in anchors

Steel

LAL+	323
------	-----

LIEBIG® safety bolts

Steel

S	324
B	326
SK	328

LIEBIG® SUPERPLUS

Self-undercutting anchors

Steel

BLS	330
-----	-----

A4 stainless steel

BLS A4	331
--------	-----

LIEBIG® SUPERPLUS

Lightning protection anchors

A4 stainless steel

BLS M8-14 A4	332
--------------	-----

LIEBIG® SUPERPLUS

Step iron anchors

A4 stainless steel

BLS M8-14 SD A4	333
-----------------	-----

BLS M8-14 SA A4	333
-----------------	-----

Chemical installation

Injection system

Mortar cartridge USF 280 ml	334
Mortar cartridge USF 420 ml	334
Mortar cartridge USF winter	336
Mixing nozzle USF	335

Anchor rods (steel)

AST M10xL V	338
-------------	-----

Anchor rods (A4 stainless steel)

AST M10xL E	338
-------------	-----

Mesh sleeves (plastics)

Mesh sleeve USF 16xL	339
----------------------	-----

Concrete screws

Steel

JC2-FR-6xL	340
JC2-IT-6xL	341
JC2-ST-6xL	343
JJC2-KB-6xL	344
JC2-KB-PLUS-8xL	346
JC2-KB-PLUS-10xL	346
JC2-KB-PLUS-14xL	346

Technical abbreviations

Abbreviation	Description	Unit
a	Spacing	mm
a_p	Distance between drill hole and armouring	mm
a_z	Shell distance / gap	mm
C	Minimum edge distance for S_{min}	mm
c	Edge distance	mm
$c_{cr,N}$	Characteristic edge distance	mm
C_{min}	Minimum edge distance	mm
d_0	Nominal drill diameter / drill hole diameter	mm
d_{cut}	Cutting diameter of the drill bit	mm
d_f	Diameter of the through hole in the attachment	mm
d_k	Diameter cone	mm
d_{nom}	Effective external diameter	mm
f	Thread length in the anchor	mm
f_{ck}	Nominal characteristic compressive strength	N/mm ²
f_{max}	Maximum installation depth	mm
f_{min}	Minimum installation depth	mm
F_{Rk}	Characteristic resistance	kN
F_{zul}	Permitted load	kN
h	Component thickness	mm
h_1	Drill hole depth to deepest point	mm
h_a	Thickness of the outer sheet	mm
h_{ef}	Installation depth in the load-bearing layer.	mm
h_{ef}	Effective embedment depth	mm
h_{nom}	Nominal embedment depth	mm
k	Height of cone	mm

Abbreviation	Description	Unit
L	Length	mm
l_d	Anchor length	mm
L_s	Thread length in the anchor	mm
M_{Rk}	Bending moment	Nm
M_{zul}	Admissible bending moment	Nm
N_{rec}	Recommended tensile capacity	kN
N_{Rk}	Characteristic resistance	kN
S	Minimum centre distance for C_{min}	mm
S_1	Center distance (perpendicular to the free edge) within an anchor group	mm
S_2	Center distance (parallel to the free edge) within an anchor group	mm
$s_{cr,N}$	Characteristic centre distance	mm
S_{min}	Minimum centre distance	mm
SW	Wrench size	mm
t	Drill hole depth	mm
t_{fix}	t_{tol} + thickness of attachment	mm
T_{inst}	Tightening torque	Nm
t_s	Overall drill hole depth	mm
t_{tol}	Thickness of tolerance compensation or of the non-load-bearing outer layer	mm
V	Transverse load	kN
V_{rec}	Recommended shear load capacity	kN
V_{Rk}	Shear load capacity	kN


Installation into concrete and masonry

The fields of application for Anchoring Technology are versatile, and the respective requirements for the fastening solutions are just as different. The broad product portfolio includes solutions for mechanical installation in non-cracked and cracked concrete as well as chemical and thus expansion pressure-free products for heavy-duty fastening in concrete and masonry.

Through bolts

EJOT through bolts are the economic solution for the installation of metal and wooden constructions into concrete (facade, ceiling and floor). They meet high requirements for load-bearing capacity and safety. The broad range of applications and the scope of

dimensions make these through bolts a cost-effective all-rounder.



LIEBIG® heavy-duty anchors

The long-established brand for heavy assembly technology is now part of the EJOT Group which caters for selected market segments of the building industry with special fastening and anchoring products. Every LIEBIG product has its special field of application. For higher demands, the LIEBIG® Superplus and the LIEBIG® Safety Anchor are used.

Concrete screws

The concrete screws JC2 and JC2 Plus can be installed quickly and easily. Neither additional tools nor additional work step are required. They can take high loads even with small spacings and edge distances. They are removable and thus well suited for temporary fastenings.


Chemical anchors

EJOT injection mortar Multifix USF is the ideal solution for the embedment of anchor rods in indoor and outdoor areas. Especially when high demands are placed on load-bearing capacity and safety. EJOT injection mortar allows small spacings and edge distances. Also available as Multifix USF Winter for low outdoor temperatures.







Nylon anchors







Nylon anchors are equally suitable for anchoring in concrete and masonry. Screw anchors are particularly popular in the area of rear-ventilated facades. Classically used for multiple fastening, EJOT nylon anchors with diameter 10 mm are also approved for single fastening in concrete.

Functional principles for mechanical and chemical anchoring installation

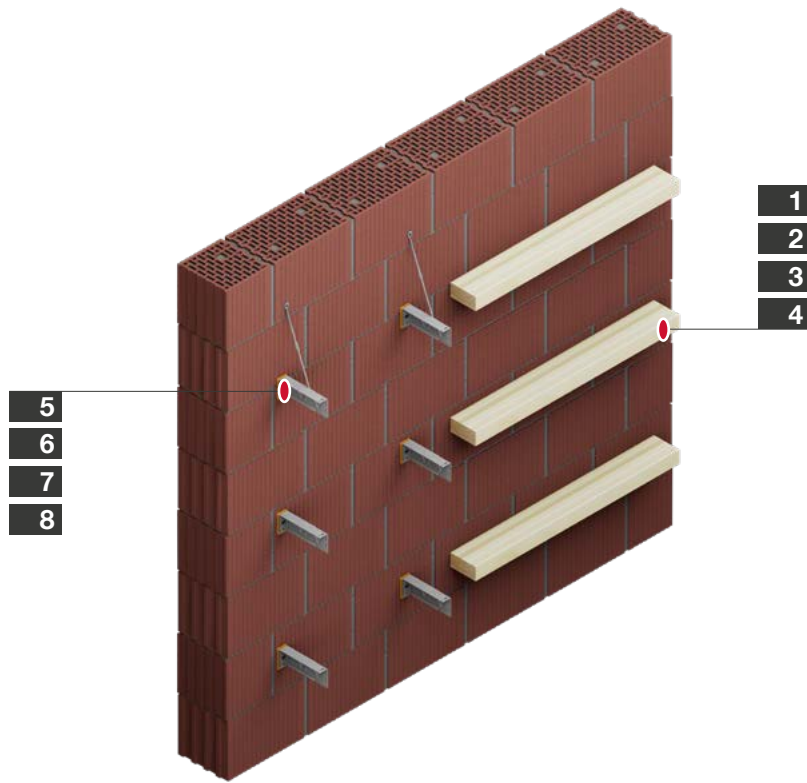












No.	Application	Product	Page
1	 Step iron fixings as per DIN 1211-3 / DIN 1212-3	LIEBIG® SUPERPLUS step iron anchors	333
2	 Anchoring large machines	LIEBIG® SUPERPLUS BLS	330
3	 Retrofitted grounding systems	LIEBIG® SUPERPLUS lightning protection anchors	332
4	 Anchoring air ducts	Drop-in anchors LAL+	323
5	 Anchoring small machines	Through bolts BA-V Plus	318
6	 Anchoring sprinkler systems	Concrete screw JC2-IT	341

No.	Application	Product	Page
7	 Anchoring railings	Concrete screw JC2-KB	344
8	 Anchoring consoles	Concrete screw JC2-ST	342
9	 Anchoring steel beams	LIEBIG® Safety Bolt S	324
10	 Anchoring medium size machines	LIEBIG® Safety Bolt B	326
11	 Anchoring ramming bars	Through bolts BA-V Plus	318
12	 Anchoring high rack warehouses	LIEBIG® SUPERPLUS BLS	332

Timber Construction
Industrial Lightweight Construction
Solar
Flat Roofing
Rear-Ventilated Facades (VHF)
Anchoring Technology
Window and Glass Facade Technology
Interior Work
Mounting Elements for Attachments
Machinery, Spare Parts, Tools



No.	Application	Product	Page
1	 Fixing timber substructure to concrete	Facade anchor SDF-S-10VxL ¹⁾	300
2	 Fixing timber substructure to solid brick	Facade anchor SDF-S-10VxL ¹⁾	300
3	 Fixing timber substructure to hollow / perforated brick	Universal anchors SDF-S-10HxL ¹⁾	304
4	 Fixing timber substructure to aerated concrete	Facade anchor SDP-S-10GxL ¹⁾	311

No.	Application	Product	Page
5	 Fixing metal substructure to concrete	Facade anchor SDF-KB-10Vx50 ¹⁾	302
6	 Fixing metal substructure to solid brick	Facade anchor SDF-KB-10Vx60 ¹⁾	302
7	 Fixing metal substructure to hollow / perforated brick	Universal anchors SDF-KB-10Hx80 ¹⁾	306
8	 Fixing metal substructure to aerated concrete	Facade anchor SDP-KB-10Gx80 ¹⁾	312

Note:

¹⁾ The effective length of the anchor (L) has to be suitable for the thickness of the non-bearing surface (e.g. render layer) and the thickness of the amounted part.

Length range of anchors with zinc-plated steel screws and Cr(VI)-free coating (-V) or made of A4 stainless steel (-E)

Anchor type	SDF-S 8V		SDF-KB 8V		SDF-S 10V		SDF-KB 10V		SDF-S 10H		SDF-KB 10H		SDF-S 14A		SDF-KB 14A		SDP-S 10G		SDP-KB 10G	
Length [mm]																				
Material	-V	-E	-V	-E	-V	-E	-V	-E	-V	-E	-V	-E	-V	-E	-V	-E	-V	-E	-V	-E
50					•		•	•												
60			•		•		•	•												
70					•		•	•												
80	•		•		•		•		•	•	•	•			•	•	•	•	•	•
100	•		•		•		•		•	•	•	•			•	•	•	•	•	•
120	•		•		•		•		•	•	•	•	•				•	•	•	•
140	•		•		•		•		•	•	•	•	•				•	•	•	•
160	•		•		•		•		•	•	•	•	•				•	•	•	•
180	•		•		•		•		•	•	•	•	•				•	•	•	•
200	• ¹⁾		• ¹⁾		•		•		•	•	•	•	•				•	• ¹⁾	•	• ¹⁾
220	• ¹⁾		• ¹⁾		•		•		•	•	•	•	•				•	• ¹⁾	•	• ¹⁾
240									•	•			• ¹⁾							
260									•	•			•							
280									•	•			• ¹⁾							
300									•	•			•							
320													•							
340													•							
360													•							

1) Delivery time upon request

Building materials	Standard	SDF-8V	SDF-10V	SDF-10H	SDF-14A	SDP-10G
Standard concrete ≥ C12/15	DIN EN 1992-1-1	•	•	•	•	
Solid brick Mz	EN 771-1	•	•	•	•	
Vertically perforated brick HLz	EN 771-1			•	•	
Vertically perforated brick LHlz ¹⁾	EN 771-1			•		
Solid sand-lime brick KS	EN 771-2	(•)	•	•	•	
Perforated lime sand brick KSL	EN 771-2			•	•	
Lightweight concrete cavity block ≥ HBL 2	EN 771-3			•	•	
Solid lightweight concrete bricks	EN 771-3	(•)		•		
Solid concrete bricks	EN 771-3	(•)			•	
Concrete cavity blocks ¹⁾	EN 771-3					
Concrete rain screens ≥ C 12/15	DIN EN 1992-1-1			•		
Aerated concrete	EN 771-4			•	•	•

¹⁾ As a rule: pull-out test on the structure

Note: Please observe the corresponding approvals for determining the characteristic load-carrying capacity.

LIEBIG® heavy-duty anchors


Fastening extremely heavy loads reliably into concrete!

When it comes to heavy duty anchors, you cannot get around the name LIEBIG. Since 1946, LIEBIG® has been well known for highest-level heavy fastenings! And since 2017, the brand LIEBIG® is part of the EJOT Group.






















Above all, the LIEBIG® self-undercutting anchors stand for highest tensile and transverse strength. The extremely high load-bearing capacity is generated by the mechanical gear tooth system in concrete (form-fit).

www.ejot.com/liebig-heavy-duty-anchors

LIEBIG



Anchor selection guide

Anchor type	Product	Mode of action			ETA	Base material		
		Form fit	Friction locking	Adhesive bond		Cracked concrete (single fastening)	Cracked concrete (multiple fastening)	
Expansion anchor	 Through bolts BA-V Plus		•		ETA-18/0219 ETA-16/0934	M8 – M16		
	 Through bolts BA-E Plus		•		ETA-18/0219 ETA-16/0934	M8 – M16		
	 LIEBIG® safety bolt B			•		ETA-06/0108	M6 – M16	
	 LIEBIG® safety bolt S			•		ETA-06/0108	M6 – M16	
	 LIEBIG® safety bolt SK			•		ETA-06/0108	M6 – M16	
	 Drop-in anchor LAL+			•		ETA-13/0441 ETA-13/0442		M6 – M10
Undercut anchor	 LIEBIG® self-undercutting anchor SUPERPLUS BLS	•			ETA-01/0011	M8 – M16		
	 LIEBIG® self-undercutting anchor SUPERPLUS BLS A4	•			ETA-01/0011	M8 – M16		
	 LIEBIG® self-undercutting anchor SUPERPLUS SLS A4	•			ETA-01/0011	M8 – M16		
	 LIEBIG® self-undercutting anchor SUPERPLUS SKLS A4	•			ETA-01/0011	M8 – M16		
	 LIEBIG® self-undercutting anchor SUPERPLUS BLS-P	•			ETA-01/0011	M8 – M16		
	 LIEBIG® self-undercutting anchor SUPERPLUS ILS	•				M8		
	 LIEBIG® lightning protection anchor SUPERPLUS BLS M8-14 A4	•				(M8)		
	 LIEBIG® step iron anchor SUPERPLUS A4	•			ETA-01/0011	M8		
	 Concrete screw JC2-KB	•			ETA-17/0835 ETA-18/0221	Ø 6 mm	Ø 6 mm	
	 Concrete screw JC2-ST	•			ETA-17/0835 ETA-18/0221	Ø 6 mm	Ø 6 mm	
Composite anchors	 Concrete screw JC2-IT	•			ETA-17/0835 ETA-18/0221	Ø 6 mm	Ø 6 mm	
	 Concrete screw JC2-FR	•			ETA-17/0835 ETA-18/0221	Ø 6 mm	Ø 6 mm	
	 Concrete screw JC2-KB Plus	•			ETA-21/0020	Ø 8 – 14 mm		
	 Mortar cartridge Multifix USF			•	ETA-16/0107 ETA-16/0089	M8 – M30 Ø 8 – 32 mm		
	 Mortar cartridge Multifix USF winter			•	ETA-16/0107 ETA-16/0089	M8 – M30 Ø 8 – 32 mm		

Timber Construction
Industrial Lightweight Construction
Solar
Flat Roofing
Rear-Ventilated Facades (V+F)
Anchoring Technology
Window and Glass Facade Technology
Interior Work
Mounting Elements for Attachments
Machinery, Spare Parts, Tools

Base material		Material						Suitability			Type of load		Page
Non-cracked concrete	Hollow masonry	Solid masonry	Galvanized zinc-plated steel	Hot-dip zinc-plated steel	Reinforcing bar	A4 stainless steel	Stainless steel HCR	Earthquakes	Fire protection	Civil protection	static	extraordinary	
M8-M16			•					C1/C2	•	•	•		321
M8-M16						•		C1/C2	•	•	•		323
M6-M16			•						•	•	•		328
M6-M16			•						•	•	•		326
M6-M16			•						•	•	•		330
M8-M16			•						•		•		325
M8-M16			•					C1/C2	•	•	•	•	332
M8-M16						•		C1/C2	•	•	•	•	333
M8-M16						•		C1/C2	•	•	•	•	-
M8-M16						•		C1/C2	•	•	•	•	-
M8-M16			•					C1/C2	•	•	•	•	-
M8			•										-
(M8)						•							334
M8						•			•	•	•		335
Ø 6 mm			•						•		•		343
Ø 6 mm			•						•		•		346
Ø 6 mm			•						•		•		347
Ø 6 mm			•						•		•		345
Ø 8-14 mm			•						•		•		348
M8-M30 Ø 8-32 mm	M8-M16	M8-M16	•	•	•	•	•	C1	•		•		337
M8-M30 Ø 8-32 mm	M8-M16	M8-M16	•	•	•	•	•	C1	•		•		339

Facade anchor SDF-S-8V



Application range

- > For fixing timber substructures to solid brick masonry and concrete
- > For multiple fastening of non-load-bearing systems according to EAD 330284

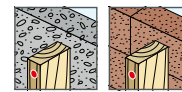
Properties

- > Countersunk head
- > Small drill hole diameter
- > Product identification through different sleeve colours

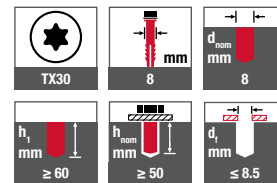
Note

For planning and processing, please observe ETA-15/0387. For bricks of unknown quality, the load-bearing capacity must be determined through pull-out tests on the structure.

Applications



Technical specifications

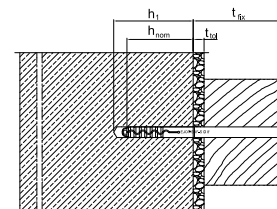


Certifications



Base materials

- Approved for
- > Cracked concrete
 - > Non-cracked concrete
 - > Solid masonry



Cross references	page
Cleaning brush	429
Blow-out pump	430
Tool belt	425
Corrosion protection spray	431
Hammer drill SDS plus	407
Cordless screwdriver ASCM	394
Cordless hammer drill	398
Bit hexabular TX30	413
Duster Expert SDS plus®	411

Permitted load*

Tensile strength $N_{Rk,p}$ in concrete < C16/20	1.79 kN
Tensile strength $N_{Rk,p}$ in concrete \geq C16/20	2.58 kN
Brick Mz 28-1.8, NF	0.71 kN
Solid sand-lime brick KS, NF 20-2.0	0.57 kN
Shear load capacity $V_{Rk,s}$	
Steel screw ($\gamma Ms = 1.25$)	4.24 kN
Bending moment $M_{Rk,s}$	
Steel screw ($\gamma Ms = 1.25$)	6.56 Nm

*Applies to temperature range 30–50°C / 50–80°C

Product online



Order description	Length [mm]	Fastening thickness $t_{fix} \leq$ [mm]	PU [pieces]	Price/100 [EUR]	Article number	EAN
Anchors with steel screws with zinc-plated Cr(VI)-free coating (-V)						
SDF-S-8Vx80-V	80	30	100		8569080430	4061245019123
SDF-S-8Vx100-V	100	50	50		8569100430	4061245019116
SDF-S-8Vx120-V	120	70	50		8569120430	4061245019109
SDF-S-8Vx140-V	140	90	50		8569140430	4061245019093
SDF-S-8Vx160-V	160	110	50		8569160430	4061245019086
SDF-S-8Vx180-V	180	130	50		8569180430	4061245019079

Further lengths available upon request



Timber Construction
Industrial Lightweight Construction
Solar
Flat Roofing
Rear-Ventilated Facades (V+V)
Anchoring Technology
Window and Glass Facade Technology
Interior Work
Mounting Elements for Attachments
Machinery, Spare Parts, Tools

Facade anchor SDF-KB-8V



Cross references	page
Cleaning brush	429
Blow-out pump	430
Tool belt	425
Corrosion protection spray	431
Hammer drill SDS plus	407
Cordless screwdriver ASCM	394
Cordless hammer drill	398
Socket wrench insert SW10	416
Duster Expert SDS plus®	411

Application range

- > For the embedment of metal substructures in solid brick masonry and concrete
- > For multiple fastening of non-load-bearing systems according to EAD 330284

Properties

- > Hexagon head with flange
- > Small drill hole diameter
- > Thermal and galvanic separation
- > Product identification through different sleeve colours

Note

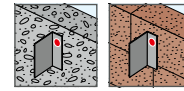
For planning and processing, please observe ETA-15/0387. For bricks of unknown quality, the load-bearing capacity must be determined through pull-out tests on the structure.

Permitted load*

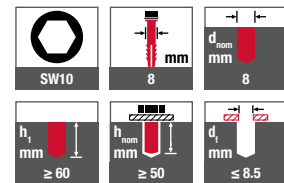
Tensile strength $N_{Rk,p}$ in concrete < C16/20	1.79 kN
Tensile strength $N_{Rk,p}$ in concrete \geq C16/20	2.58 kN
Brick Mz 28-1.8, NF	0.71 kN
Solid sand-lime brick KS, NF 20-2.0	0.57 kN
Shear load capacity $V_{Rk,s}$	
Steel screw ($\gamma Ms = 1.25$)	4.24 kN
Bending moment $M_{Rk,s}$	
Steel screw ($\gamma Ms = 1.25$)	6.56 Nm

*Applies to temperature range 30–50°C / 50–80°C

Applications



Technical specifications

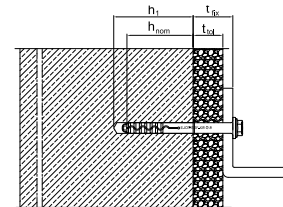


Certifications



Base materials

- Approved for
- > Cracked concrete
 - > Non-cracked concrete
 - > Solid masonry



Product online



Order description	Length [mm]	Fastening thickness $t_{fix} \leq$ [mm]	PU [pieces]	Price/100 [EUR]	Article number	EAN
Anchors with steel screws with zinc-plated Cr(VI)-free coating (-V)						
SDF-KB-8Vx60-V	60	10	100		8570060430	4061245019048
SDF-KB-8Vx80-V	80	30	100		8570080430	4061245019024

Further lengths
available upon request



Facade anchor SDF-S-10V



Cross references	page
Cleaning brush	429
Blow-out pump	430
Tool belt	425
Corrosion protection spray	431
Hammer drill SDS plus	407
Cordless screwdriver ASCM	394
Cordless hammer drill	398
Bit hexabular TX30	413
Duster Expert SDS plus®	411

Application range

- > Installation of timber or metal attachments
- > For multiple fastening of non-load-bearing systems according to EAD 330284
- > Suitable for the structural fastening of gates, doors, windows, square timber
- > For application as single fastening in concrete

Properties

- > Countersunk head
- > When used according to ETAG 020, embedment depth in concrete can be reduced to 40 mm ($h_{nom,1}$)
- > Very short expansion part for extremely fast installation
- > Optimal expanding part due to radial expansion
- > Very high bending moment
- > Product identification through different sleeve colours
- > Double safety lock against torsion for secure installation

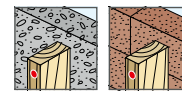
Note

For planning and processing, please observe ETA-10/0305 and Z-21.2-2122. Further information about parameters and loads can be found in the approvals. For bricks of unknown quality, the load-bearing capacity must be determined through pull-out tests on the structure.

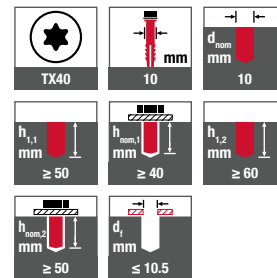
Admissible loads

Tensile load $N_{Rk,p}$ in concrete C12/15	
Temperature range 30 °C / 50 °C	1.79kN
Temperature range 50 °C / 80 °C	1.59 kN
F_{Rk} brick Mz 20-1.8, NF	0.71 kN
F_{Rk} solid sand-lime brick KS 36, NF	1.14 kN
F_{Rk} solid sand-lime brick KS 20, 8 DF	1.29 kN
Transverse load $V_{Rk,s}$ at $h_{nom,1} = 40$ mm	
Steel screw ($\gamma Ms = 1.25$)	6.34 kN
Transverse load $V_{Rk,s}$ at $h_{nom,2} = 50$ mm	
Steel screw ($\gamma Ms = 1.25$)	8.87 kN
Bending moment $M_{Rk,s}$ at $h_{nom,1} = 40$ mm	
Steel screw ($\gamma Ms = 1.25$)	11.04 kN
Bending moment $M_{Rk,s}$ at $h_{nom,2} = 50$ mm	
Steel screw ($\gamma Ms = 1.25$)	18.41 Nm

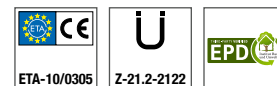
Applications



Technical specifications

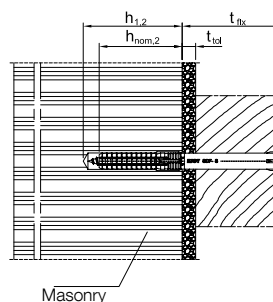
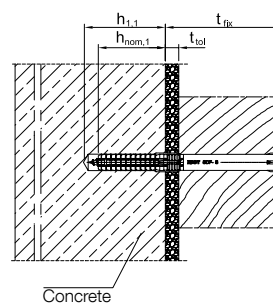


Certifications



Base materials

- Approved for
- > Cracked concrete
 - > Non-cracked concrete
 - > Solid masonry
 - > Hollow and perforated bricks



Timber Construction
Industrial Lightweight Construction
Solar
Flat Roofing
Rear-Ventilated Facades (V+V)
Anchoring Technology
Window and Glass Facade Technology
Interior Work
Mounting Elements for Attachments
Machinery, Spare Parts, Tools



Product online



Order description	Length [mm]	Fastening thickness t_{fix} (concrete* / masonry) ≤ [mm]	PU [pieces]	Price/100 [EUR]	Article number	EAN
Anchors with steel screws with zinc-plated Cr(VI)-free coating (-V)						
SDF-S-10Vx60-V	60	20 / 10	100		8580060450	4061245018928
SDF-S-10Vx70-V	70	30 / 20	100		8580070450	4061245018911
SDF-S-10Vx80-V	80	40 / 30	100		8580080450	4061245082998
SDF-S-10Vx100-V	100	60 / 50	50		8580100450	4061245018898
SDF-S-10Vx120-V	120	80 / 70	50		8580120450	4061245018881
SDF-S-10Vx140-V	140	100 / 90	50		8580140450	4061245018874
SDF-S-10Vx160-V	160	120 / 110	50		8580160450	4061245018867
SDF-S-10Vx180-V	180	140 / 130	50		8580180450	4061245018850
*When using $h_{nom,1}$ according ETAG 020						

Further lengths
available upon request



Facade anchor SDF-KB-10V



Application range

- > Installation of metal attachments
- > For multiple fastening of non-load-bearing systems according to EAD 330284
- > Suitable for the structural fastening of wall cupboards, cladding, metal angle pieces
- > For application as single fastening in concrete

Properties

- > Hexagon head with flange
- > When used according to ETAG 020, embedment depth in concrete can be reduced to 40 mm ($h_{nom,1}$)
- > Very short expansion part for extremely fast installation
- > Optimal expanding part due to radial expansion
- > Very high bending moment
- > Product identification through different sleeve colours
- > Double safety lock against torsion for secure installation

Cross references	page
Cleaning brush	429
Blow-out pump	430
Tool belt	425
Corrosion protection spray	431
Hammer drill SDS plus	407
Cordless screwdriver ASCM	394
Cordless hammer drill	398
Bit hexabular TX30	413
Duster Expert SDS plus®	411

Note

For planning and processing, please observe ETA-10/0305 and Z-21.2-2122. Further information about parameters and loads can be found in the approvals. For bricks of unknown quality, the load-bearing capacity must be determined through pull-out tests on the structure.

Admissible loads

Tensile load $N_{Rk,p}$ in concrete C12/15

Temperature range 30 °C / 50 °C	1.79kN
Temperature range 50 °C / 80 °C	1.59 kN

F_{Rk} brick Mz 20-1.8, NF	0.71 kN
F_{Rk} solid sand-lime brick KS 36, NF	1.14 kN
F_{Rk} solid sand-lime brick KS 20, 8 DF	1.29 kN

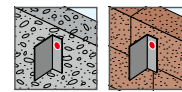
Transverse load $V_{Rk,s}$ at $h_{nom,1} = 40$ mm	
Steel screw ($\gamma Ms = 1.25$)	6.34 kN
Stainless steel screw ($\gamma Ms = 1.56$)	5.85 kN

Transverse load $V_{Rk,s}$ at $h_{nom,2} = 50$ mm	
Steel screw ($\gamma Ms = 1.25$)	8.87 kN
Stainless steel screw ($\gamma Ms = 1.56$)	8.29 kN

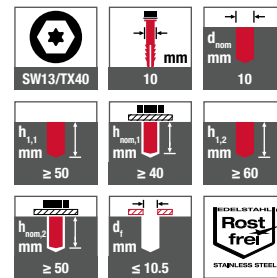
Bending moment $M_{Rk,s}$ at $h_{nom,1} = 40$ mm	
Steel screw ($\gamma Ms = 1.25$)	11.04 kN
Stainless steel screw ($\gamma Ms = 1.56$)	10.31 kN

Bending moment $M_{Rk,s}$ at $h_{nom,2} = 50$ mm	
Steel screw ($\gamma Ms = 1.25$)	18.41 Nm
Stainless steel screw ($\gamma Ms = 1.56$)	17.06 kN

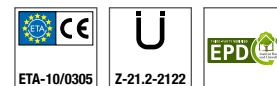
Applications



Technical specifications

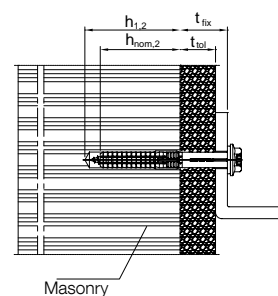
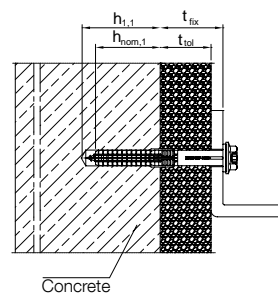


Certifications



Base materials

- Approved for
- > Cracked concrete
 - > Non-cracked concrete
 - > Solid masonry
 - > Hollow and perforated bricks



Timber Construction
Industrial Lightweight Construction
Solar
Flat Roofing
Rear-Ventilated Facades (V+V)
Anchoring Technology
Window and Glass Facade Technology
Interior Work
Mounting Elements for Attachments
Machinery, Spare Parts, Tools



Product online



Order description	Length [mm]	Fastening thickness t_{fix} (concrete* / masonry) ≤ [mm]	PU [pieces]	Price/100 [EUR]	Article number	EAN
Anchors with steel screws with zinc-plated Cr(VI)-free coating (-V)						
SDF-KB-10Vx50-V	50	10 / -	100		8581050450	4061245018829
SDF-KB-10Vx60-V	60	20 / 10	100		8581060450	4061245018805
SDF-KB-10Vx70-V	70	30 / 20	100		8581070450	4061245018775
SDF-KB-10Vx80-V	80	40 / 30	100		8581080450	4061245018751
SDF-KB-10Vx100-V	100	60 / 50	50		8581100450	4061245018744
SDF-KB-10Vx120-V	120	80 / 70	50		8581120450	4061245018737
Anchors with A4 stainless steel screws (-E)						
SDF-KB-10Vx50-E	50	10 / -	100		8581050650	4061245018812
SDF-KB-10Vx60-E	60	20 / 10	100		8581060650	4061245018799
SDF-KB-10Vx70-E	70	30 / 20	100		8581070650	4061245018768
*When using $h_{nom,1}$ according ETAG 020						

Further lengths
available upon request



Universal anchor SDF-S-10H



Cross references	page
Cleaning brush	429
Blow-out pump	430
Tool belt	425
Corrosion protection spray	431
Hammer drill SDS plus	407
Cordless screwdriver ASCM	394
Cordless hammer drill	398
Bit hexabular TX30	413
Flat roof profile FP	232
Universal drill SDS-plus	406
Duster Expert SDS plus®	411

Application range

- > Installation of timber or metal attachments
- > For multiple fastening of non-load-bearing systems according to EAD 330284
- > Suitable for the structural fastening of gates, doors, windows, square timber
- > For embedment in rain screens
- > For application as single fastening in concrete

Properties

- > Countersunk head
- > Approved for all common building materials
- > Reliable hold in problematic building materials thanks to optimised expansion part
- > Radial expansion for reliable hold
- > Product identification through different sleeve colours
- > Double safety lock against torsion for secure installation

Note

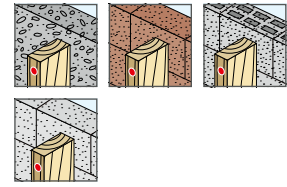
For planning and processing, please observe ETA-10/0305 and Z-21.2-2122. Further information about parameters and loads can be found in the approvals. For bricks of unknown quality, the load-bearing capacity must be determined through pull-out tests on the structure.

Admissible loads

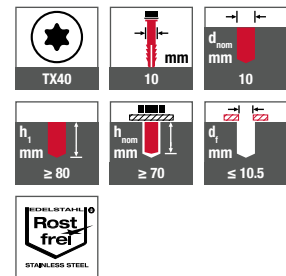
Tensile load $N_{Rk,p}$ in concrete C12/15

Temperature range 30 °C / 50 °C	1.79 kN
Temperature range 50 °C / 80 °C	1.59 kN
Brick Mz 20-1.8, NF	1.14 kN
Solid sand-lime brick KS 36, NF	1.29 kN
Solid sand-lime brick KS 20, 8 DF	1.29 kN
Solid lightweight concrete brick V6, 2 DF	0.57 kN
Vertically perforated brick HLZ 12-0.9, NF	0.57 kN
Perforated sand-lime brick KSL 12, 4 DF	0.71 kN
Cavity block made of lightweight concrete Hbl 10, 12 DF	0.34 kN
Transverse load $V_{Rk,s}$	
Steel screw ($\gamma_{Ms} = 1.25$)	7.48 kN
Stainless steel screw ($\gamma_{Ms} = 1.56$)	6.99 kN
Bending moment $M_{Rk,s}$	
Steel screw ($\gamma_{Ms} = 1.25$)	14.14 Nm
Stainless steel screw ($\gamma_{Ms} = 1.56$)	13.22 Nm
Compressive strength of aerated concrete [N/mm ²] 30–50 °C	
Aerated concrete $f_b \geq 4$ N/mm ²	0.54 kN
Aerated concrete $f_b \geq 5$ N/mm ²	0.71 kN
Aerated concrete $f_b \geq 6$ N/mm ²	0.89 kN
Aerated concrete $f_b \geq 7$ N/mm ²	0.89 kN

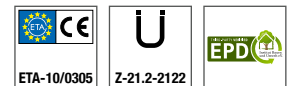
Applications



Technical specifications

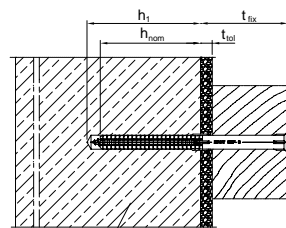


Certifications



Base materials

- Approved for
- > Cracked concrete
 - > Non-cracked concrete
 - > Solid masonry
 - > Hollow and perforated bricks
 - > Aerated concrete



Installation substrate





Product online



Order description	Length [mm]	Fastening thickness $t_{fix} \leq$ [mm]	PU [pieces]	Price/100 [EUR]	Article number	EAN
Anchors with steel screws with zinc-plated Cr(VI)-free coating (-V)						
SDF-S-10Hx80-V	80	10	100		8510080420	4061245019864
SDF-S-10Hx100-V	100	30	50		8510100420	4061245019840
SDF-S-10Hx120-V	120	50	50		8510120420	4061245019826
SDF-S-10Hx140-V	140	70	50		8510140420	4061245019802
SDF-S-10Hx160-V	160	90	50		8510160420	4061245019789
SDF-S-10Hx180-V	180	110	50		8510180420	4061245019765
SDF-S-10Hx200-V	200	130	50		8510200420	4061245019741
Anchors with A4 stainless steel screws (-E)						
SDF-S-10Hx80-E	80	10	100		8510080620	4061245019857
SDF-S-10Hx100-E	100	30	50		8510100620	4061245019833
SDF-S-10Hx120-E	120	50	50		8510120620	4061245019819
SDF-S-10Hx140-E	140	70	50		8510140620	4061245019796
SDF-S-10Hx160-E	160	90	50		8510160620	4061245019772
SDF-S-10Hx180-E	180	110	50		8510180620	4061245019758
SDF-S-10Hx200-E	200	130	50		8510200620	4061245019734

Further lengths
available upon request



Universal anchor SDF-KB-10H



Cross references	page
Cleaning brush	429
Blow-out pump	430
Tool belt	425
Corrosion protection spray	431
Hammer drill SDS plus	407
Cordless screwdriver ASCM	394
Cordless hammer drill	398
Socket wrench insert SW13	416
Bit hexabular TX30	413
Duster Expert SDS plus®	411

Application range

- > Installation of metal attachments
- > For multiple fastening of non-load-bearing systems according to EAD 330284
- > Suitable for the structural fastening of wall cupboards, cladding, metal angle pieces
- > For embedment in rain screens
- > For application as single fastening in concrete

Properties

- > Hexagon head with flange
- > Approved for all common building materials
- > Reliable hold in problematic building materials thanks to optimised expansion part
- > Radial expansion for reliable hold
- > Product identification through different sleeve colours
- > Double safety lock against torsion for secure installation

Note

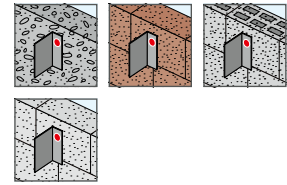
For planning and processing, please observe ETA-10/0305 and Z-21.2-2122. Further information about parameters and loads can be found in the approvals. For bricks of unknown quality, the load-bearing capacity must be determined through pull-out tests on the structure.

Admissible loads

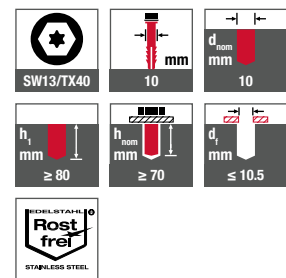
Tensile load $N_{Rk,p}$ in concrete C12/15

Temperature range 30 °C / 50 °C	1.79 kN
Temperature range 50 °C / 80 °C	1.59 kN
Brick Mz 20-1.8, NF	1.14 kN
Solid sand-lime brick KS 36, NF	1.29 kN
Solid sand-lime brick KS 20, 8 DF	1.29 kN
Solid lightweight concrete brick V6, 2 DF	0.57 kN
Vertically perforated brick HLZ 12-0.9, NF	0.57 kN
Perforated sand-lime brick KSL 12, 4 DF	0.71 kN
Cavity block made of lightweight concrete Hbl 10, 12 DF	0.34 kN
Transverse load $V_{Rk,s}$	
Steel screw ($\gamma_{Ms} = 1.25$)	7.48 kN
Stainless steel screw ($\gamma_{Ms} = 1.56$)	6.99 kN
Bending moment $M_{Rk,s}$	
Steel screw ($\gamma_{Ms} = 1.25$)	14.14 Nm
Stainless steel screw ($\gamma_{Ms} = 1.56$)	13.22 Nm
Compressive strength of aerated concrete [N/mm ²] 30–50 °C	
Aerated concrete $f_b \geq 4$ N/mm ²	0.54 kN
Aerated concrete $f_b \geq 5$ N/mm ²	0.71 kN
Aerated concrete $f_b \geq 6$ N/mm ²	0.89 kN
Aerated concrete $f_b \geq 7$ N/mm ²	0.89 kN

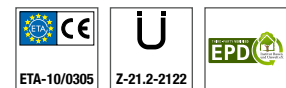
Applications



Technical specifications

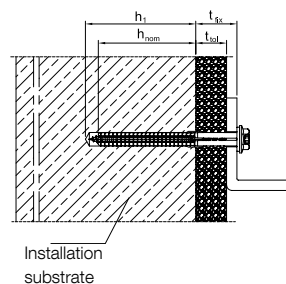


Certifications



Base materials

- Approved for
- > Cracked concrete
 - > Non-cracked concrete
 - > Solid masonry
 - > Hollow and perforated bricks
 - > Aerated concrete



Installation substrate





Product online



Order description	Length [mm]	Fastening thickness t_{tx} ≤ [mm]	PU [pieces]	Price/100 [EUR]	Article number	EAN
Anchors with steel screws with zinc-plated Cr(VI)-free coating (-V)						
SDF-KB-10Hx80-V	80	10	100		8513080420	4061245019642
SDF-KB-10Hx100-V	100	30	50		8513100420	4061245019611
SDF-KB-10Hx120-V	120	50	50		8513120420	4061245019581
SDF-KB-10Hx140-V	140	70	50		8513140420	4061245019567
Anchors with A4 stainless steel screws (-E)						
SDF-KB-10Hx80-E	80	10	100		8513080620	4061245019635
SDF-KB-10Hx100-E	100	30	50		8513100620	4061245019604
SDF-KB-10Hx120-E	120	50	50		8513120620	4061245019574
SDF-KB-10Hx140-E	140	70	50		8513140620	4061245019550

Further lengths
available upon request



Facade anchor SDF-S-14A



Cross references	page
Cleaning brush	429
Blow-out pump	430
Tool belt	425
Corrosion protection spray	431
Hammer drill SDS plus	407
Cordless screwdriver ASCM	394
Cordless hammer drill	398
Bit hexalobular TX40	413

Application range

- > Installation of timber or metal attachments
- > For multiple fastening of non-load-bearing systems according to EAD 330284
- > Suitable for the structural fastening of gates, doors, windows, square timber

Properties

- > Countersunk head
- > Approved for all common building materials
- > Reliable hold in problematic building materials thanks to optimised expansion part
- > Radial expansion for reliable hold
- > Product identification through different sleeve colours
- > Double safety lock against torsion for secure installation

Note

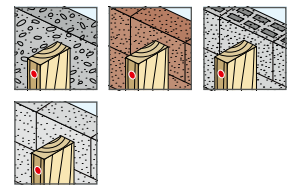
For planning, please observe approval ETA-15/0027. For bricks of unknown quality, the load-bearing capacity must be determined through pull-out tests on the structure.

When used in concrete, a silicone lubricant paste (e.g. FUCHS CHEMPLEX SI-LK 2) and the use of an impact screwdriver with particularly high torque are recommended.

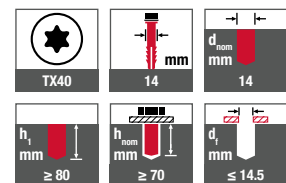
Permitted load*

Tensile load $N_{Rk,p}$ in concrete > C12/15	3.37 kN
Brick Mz 20-1.8, NF	1.57 kN
Solid sand-lime brick KS, 2 DF 20-2.0	1.71 kN
Solid sand-lime brick KS, 8 DF 20-1.8	2.00 kN
Solid brick V, 3 DF	0.86 kN
Vertically perforated brick HLZ, 2 DF 28-1.2	0.57 kN
Perforated sand-lime brick KSL, 8 DF 16-1.4	0.71 kN
Cavity block tile made of lightweight concrete Hbl, 12 DF	0.71 kN
Aerated concrete $f_b \geq 2 \text{ N/mm}^2$	0.43 kN
Aerated concrete $f_b \geq 4 \text{ N/mm}^2$	0.89 kN
Aerated concrete $f_b \geq 6 \text{ N/mm}^2$	1.60 kN
Transverse load $V_{Rk,s}$	
Steel screw ($\gamma Ms = 1.25$)	17.4 kN
Stainless steel screw ($\gamma Ms = 1.56$)	16.2 kN
Bending moment $M_{Rk,s}$	
Steel screw ($\gamma Ms = 1.25$)	50.0 Nm
Stainless steel screw ($\gamma Ms = 1.56$)	46.7 Nm

Applications



Technical specifications

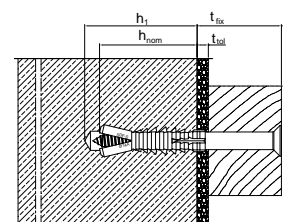


Certifications



Base materials

- Approved for
- > Cracked concrete
 - > Non-cracked concrete
 - > Solid masonry
 - > Hollow and perforated bricks
 - > Aerated concrete





Product online



Order description	Length [mm]	Fastening thickness t_{tx} ≤ [mm]	PU [pieces]	Price/100 [EUR]	Article number	EAN
Anchors with steel screws with zinc-plated Cr(VI)-free coating (-V)						
SDF-S-14Ax140-V	140	70	50		8591140430	4061245018621
SDF-S-14Ax160-V	160	90	50		8591160430	4061245018614
SDF-S-14Ax180-V	180	110	50		8591180430	4061245018607
SDF-S-14Ax200-V	200	130	50		8591200430	4061245018591
SDF-S-14Ax220-V	220	150	50		8591220430	4061245018584
SDF-S-14Ax240-V	240	170	25		8591240430	4061245018577

Further lengths
available upon request



Facade anchor SDF-KB-14A



Application range

- > Installation of metal attachments
- > For multiple fastening of non-load-bearing systems according to EAD 330284
- > Suitable for the structural fastening of wall cupboards, cladding, metal angle pieces

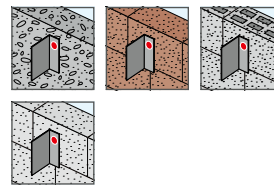
Properties

- > Hexagon head with flange
- > Approved for all common building materials
- > Reliable hold in problematic building materials thanks to optimised expansion part
- > Radial expansion for reliable hold
- > Product identification through different sleeve colours
- > Double safety lock against torsion for secure installation

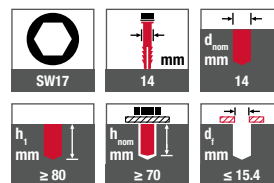
Note

For planning, please observe approval ETA-15/0027. For bricks of unknown quality, the load-bearing capacity must be determined through pull-out tests on the structure. When used in concrete, a silicone lubricant paste (e.g. FUCHS CHEMPLEX SI-LK 2) and the use of an impact screwdriver with particularly high torque are recommended.

Applications



Technical specifications

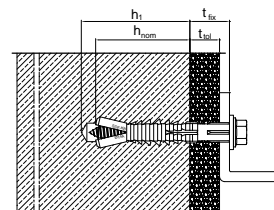


Certifications



Base materials

- Approved for
- > Cracked concrete
 - > Non-cracked concrete
 - > Solid masonry
 - > Hollow and perforated bricks
 - > Aerated concrete



Cross references	page
Cleaning brush	429
Blow-out pump	430
Tool belt	425
Corrosion protection spray	431
Hammer drill SDS plus	407
Cordless screwdriver ASCM	394
Cordless hammer drill	398
Socket wrench insert SW17	416
Duster Expert SDS plus®	411

Permitted load*	
Tensile load $N_{Rk,p}$ in concrete > C12/15	3.37 kN
Brick Mz 20-1.8, NF	1.57 kN
Solid sand-lime brick KS, 2 DF 20-2.0	1.71 kN
Solid sand-lime brick KS, 8 DF 20-1.8	2.00 kN
Solid brick V, 3 DF	0.86 kN
Vertically perforated brick HLz, 2 DF 28-1.2	0.57 kN
Perforated sand-lime brick KSL, 8 DF 16-1.4	0.71 kN
Cavity block tile made of lightweight concrete Hbl, 12 DF	0.71 kN
Aerated concrete $f_b \geq 2 \text{ N/mm}^2$	0.43 kN
Aerated concrete $f_b \geq 4 \text{ N/mm}^2$	0.89 kN
Aerated concrete $f_b \geq 6 \text{ N/mm}^2$	1.60 kN
Transverse load $V_{Rk,s}$	
Steel screw ($\gamma Ms = 1.25$)	17.4 kN
Stainless steel screw ($\gamma Ms = 1.56$)	16.2 kN
Bending moment $M_{Rk,s}$	
Steel screw ($\gamma Ms = 1.25$)	50.0 Nm
Stainless steel screw ($\gamma Ms = 1.56$)	46.7 Nm

Product online

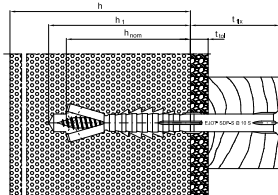


Order description	Length [mm]	Fastening thickness $t_{fix} \leq$ [mm]	PU [pieces]	Price/100 [EUR]	Article number	EAN
Anchors with steel screws with zinc-plated Cr(VI)-free coating (-V)						
SDF-KB-14Ax80-V	80	10	50		8590080430	4061245018676
SDF-KB-14Ax100-V	100	30	50		8590100430	4061245018652

Facade anchor SDP-S-10G



Cross references	page
Cleaning brush	429
Blow-out pump	430
Tool belt	425
Corrosion protection spray	431
Hammer drill SDS plus	407
Cordless screwdriver ASCM	394
Cordless hammer drill	398
Bit hexalobular TX40	413
Flat roof profile FP	232



Application range

- > For embedment of timber attachments in aerated concrete

Properties

- > Countersunk head
- > Facade anchor with two-stage screw
- > Reliable form fit in the substrate thanks to combined expansion zones
- > High load-bearing capacity
- > Available with steel screws or stainless steel screws
- > Product identification through different sleeve colours

Note

For planning and processing, please observe approval ETA-12/0502. For bricks of unknown quality, the load-bearing capacity must be determined through pull-out tests on the structure.

Admissible loads

Compressive strength of aerated concrete [N/mm²]

Aerated concrete $f_b \geq 2$ N/mm ²	0.27 kN
Aerated concrete $f_b \geq 3$ N/mm ²	0.47 kN
Aerated concrete $f_b \geq 4$ N/mm ²	0.67 kN
Aerated concrete $f_b \geq 6$ N/mm ²	1.07 kN

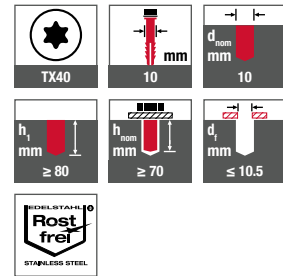
Characteristic Bending moment

Steel screw ($\gamma_{Ms} = 1.5$)	11.80 Nm
Stainless steel screw ($\gamma_{Ms} = 1.87$)	11.02 Nm

Applications



Technical specifications



Certifications



Base materials

- Approved for
- > Aerated concrete

Product online



Order description	Length [mm]	Fastening thickness $t_{fix} \leq$ [mm]	PU [pieces]	Price/100 [EUR]	Article number	EAN
Anchors with steel screws with zinc-plated Cr(VI)-free coating (-V)						
SDP-S-10Gx120-V	120	50	50		8530120420	4061245019420
SDP-S-10Gx140-V	140	70	50		8530140420	4061245019406
SDP-S-10Gx160-V	160	90	50		8530160420	4061245019383
Anchors with A4 stainless steel screws (-E)						
SDP-S-10Gx120-E	120	50	50		8530120620	4061245019413
SDP-S-10Gx140-E	140	70	50		8530140620	4061245019390
SDP-S-10Gx160-E	160	90	50		8530160620	4061245019376

Further lengths available upon request



Facade anchor SDP-KB-10G



Application range

- > For embedment of metal components in aerated concrete

Properties

- > Hexagon head with flange
- > Facade anchor with two-stage screw
- > Reliable form fit in the substrate thanks to combined expansion zones
- > High load-bearing capacity
- > Available with steel screws or stainless steel screws
- > Product identification through different sleeve colours

Note

For planning and processing, please observe approval ETA-12/0502. For bricks of unknown quality, the load-bearing capacity must be determined through pull-out tests on the structure.

Cross references	page
Cleaning brush	429
Blow-out pump	430
Tool belt	425
Corrosion protection spray	431
Hammer drill SDS plus	407
Cordless screwdriver ASCM	394
Cordless hammer drill	398
Bit hexalobular TX40	413
Duster Expert SDS plus®	411

Admissible loads

Compressive strength of aerated concrete [N/mm²]

Aerated concrete $f_b \geq 2$ N/mm² 0.27 kN

Aerated concrete $f_b \geq 3$ N/mm² 0.47 kN

Aerated concrete $f_b \geq 4$ N/mm² 0.67 kN

Aerated concrete $f_b \geq 6$ N/mm² 1.07 kN

Characteristic Bending moment

Steel screw ($\gamma_{Ms} = 1.5$) 11.80 Nm

Stainless steel screw ($\gamma_{Ms} = 1.87$) 11.02 Nm

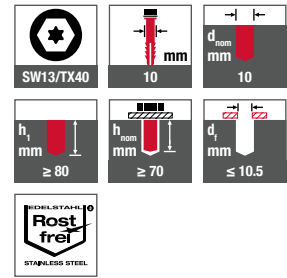
Product online



Applications



Technical specifications

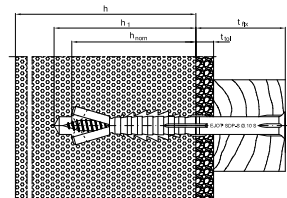


Certifications



Base materials

- Approved for
- > Aerated concrete




Order description	Length [mm]	Fastening thickness $t_{fix} \leq$ [mm]	PU [pieces]	Price/100 [EUR]	Article number	EAN
Anchors with steel screws with zinc-plated Cr(VI)-free coating (-V)						
SDP-KB-10Gx80-V	80	10	100		8532080420	4061245019307
SDP-KB-10Gx100-V	100	30	50		8532100420	4061245019277
Anchors with A4 stainless steel screws (-E)						
SDP-KB-10Gx80-E	80	10	100		8532080620	4061245019291
SDP-KB-10Gx100-E	100	30	50		8532100620	4061245019260

Further lengths available upon request



Timber Construction
Industrial Lightweight Construction
Solar
Flat Roofing
Rear-Ventilated Facades (V+F)
Anchoring Technology
Window and Glass Facade Technology
Interior Work
Mounting Elements for Attachments
Machinery, Spare Parts, Tools



VSD 8U-E Cavity Wall Repair Anchor



Application range

- > For subsequent securing of outer sheets to buildings
- > Cost-effective restoring of the structural integrity

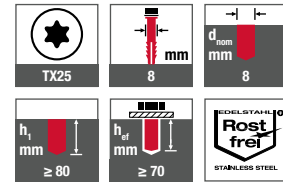
Properties

- > Universal expansion zone - secure installation in all substrates (A-C)
- > Double expansion wall anchor: simultaneous embedment in both the supporting wall and the outer sheet
- > The use of A4 stainless steel screws guarantees corrosion protection
- > With general building authorities approval
- > Clean and fast installation
- > Can be installed at 0°C


Note

The VSD cavity wall repair anchor enables the subsequent renovation of double-sheet masonry. Advanced corrosion or a complete lack of wire anchors can lead to decreased stability of the curtain wall and possibly cause considerable physical injury. In particular curtain walls made before 1979 should be subject to further inspection. When renovating the outer facade, the stability of the curtain wall must be verified. The EJOT® VSD is a particularly cost-effective solution for subsequent installation between load-bearing shell and curtain wall.

Technical specifications

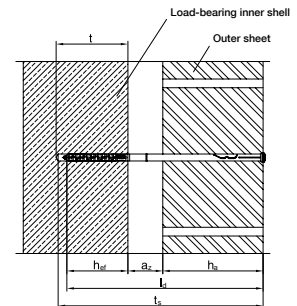


Certifications



Base materials

- Suitable for load-bearing inner sheets made of
- > Concrete
 - > Solid brick
 - > Perforated brick and outer sheet of
 - > Solid clinker



Cross references	page
Cleaning brush	429
Blow-out pump	430
Tool belt	425
Hammer drill SDS plus	407
Cordless screwdriver ASCM	394
Cordless hammer drill	398
Bit hexalobular TX25	413
Duster Expert SDS plus®	411

Product online



Order description	Length l_d [mm]	Drill hole depth $t_s \leq$ [mm]	Distance a_z [mm]	Curtain wall $h_a \geq$ [mm]	PU [pieces]	Price/100 [EUR]	Article number	EAN
Anchors with A4 stainless steel screws (-E)								
VSD-8Ux205-E	205	215	0-20	115	100		8765205600	4061245010670
VSD-8Ux225-E	225	235	20-40	115	100		8765225600	4061245010663
VSD-8Ux245-E	245	255	40-60	115	100		8765245600	4061245010656
VSD-8Ux265-E	265	275	60-80	115	100		8765265600	4061245010649
VSD-8Ux285-E	285	295	80-100	115	100		8765285600	4061245010632
VSD-8Ux305-E	305	315	100-120	115	100		8765305600	4061245010625

Timber Construction
Industrial Lightweight Construction
Solar
Flat Roofing
Rear-Ventilated Facades (V+F)
Anchoring Technology
Window and Glass Facade Technology
Interior Work
Mounting Elements for Attachments
Machinery, Spare Parts, Tools

VSD 2G 8U Cavity Wall Repair Anchor



Cross references	page
Cleaning brush	429
Blow-out pump	430
Tool belt	425
Hammer drill SDS plus	407
Cordless screwdriver ASCM	394
Cordless hammer drill	398
Bit hexalobular TX25	413
Duster Expert SDS plus®	411

Application range

- > For subsequent securing of outer sheets to buildings
- > New: for subsequent securing of face bricks and vertically perforated clinkers
- > Cost-effective restoring of the structural integrity

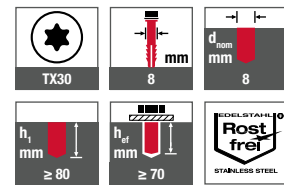
Properties

- > Additional length 145 mm for subsequent securing of face bricks
- > Optimised expansion zone – now also for post-securing of vertically perforated clinkers
- > Universal expansion zone – secure installation in all substrates (A-C)
- > Double expansion wall anchor: simultaneous embedment in both the supporting wall and the outer sheet
- > The use of A4 stainless steel screws guarantees corrosion protection
- > With general building authorities approval
- > Clean and fast installation
- > Can be installed at 0°C

Note

The VSD cavity wall repair anchor enables the subsequent renovation of double-sheet masonry. Advanced corrosion or a complete lack of wire anchors can lead to decreased stability of the curtain wall and possibly cause considerable physical injury. In particular curtain walls made before 1979 should be subject to further inspection. When renovating the outer facade, the stability of the curtain wall must be verified. The EJOT® VSD is a particularly cost-effective solution for subsequent installation between load-bearing shell and curtain wall.

Technical specifications

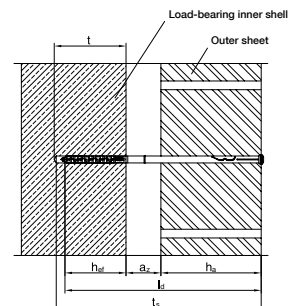


Certifications



Base materials

- Suitable for load-bearing inner sheets made of
- > Concrete
 - > Solid brick
 - > Perforated brick and outer sheet of
 - > Solid clinker
 - > Vertically perforated clinker
 - > Face brick



Product online



Order description	Length l_d [mm]	Drill hole depth $t_s \leq$ [mm]	Distance a_2 [mm]	Curtain wall $h_a \geq$ [mm]	PU [pieces]	Price/100 [EUR]	Article number	EAN
Anchors with A4 stainless steel screws (-E)								
VSD-2G-8Ux145-E	145	155	–	60*	100		8502145600	4061245081939
VSD-2G-8Ux205-E	205	215	0–20	115	100		8502205600	4039161009771
VSD-2G-8Ux225-E	225	235	20–40	115	100		8502225600	4039161009788

*Face brick

Nail anchor ND-K



Application range

- Speed plug for light-duty fixings:
- > Substructures
 - > Cabinets, Skirting boards, lath
 - > Cable ducts, cable clamps
 - > Pipe supports

Properties

- > Ready-to-install nylon collar flange plug with nail made of zinc-plated steel (GVZ) / Stainless steel
- > Drive-in installation
- > Nail head with Pozidriv recess for removal or adjustment of the anchor
- > The plug collars serve as plastic insulating washers and thus prevent contact corrosion
- > GVZ for dry indoor areas

Technical specifications



Base materials

- Suitable for
- > Concrete
 - > Solid clay brick
 - > Vertically perforated brick

Cross references	page
Hammer drill SDS plus	407
Cordless hammer drills	398
Cordless screwdriver ASCM	393
Bit cross recess Z2	412

Characteristic values	Recommended loads non-cracked concrete C20/25	Recommended loads solid clay brick f_b 20.5 N/mm ²
-----------------------	---	---

Typ	d_0 [mm]	h_{ef} [mm]	N_{Rec} [kN]	V_{Rec} [kN]	N_{Rec} [kN]	V_{Rec} [kN]
5x30	5	30	0.1	0.1	0.1	0.1
5x40	5	30	0.1	0.1	0.1	0.1
5x50	5	30	0.1	0.1	0.1	0.1
6x40	6	30	0.2	0.2	0.2	0.2
6x60	6	30	0.2	0.2	0.2	0.2
6x80	6	30	0.2	0.2	0.2	0.2
8x60	8	40	0.3	0.3	0.3	0.3
8x80	8	40	0.3	0.3	0.3	0.3
8x100	8	40	0.3	0.3	0.3	0.3

Product online



Order description	Length [mm]	Fastening thickness t_{fix} [mm]	PU [pieces]	Price/100 [EUR]	Article number	EAN
Anchors with zinc-plated steel nail (GVZ)						
ND-K 5/30 V	30	0-5	200		9650075678	4061245083001
ND-K 6/40 V	40	10	200		9650075679	4061245083032
ND-K 8/60 V	60	20	100		9650075684	4061245083063
Anchors with stainless steel nail						
ND-K 6/40 E	40	10	200		9650075692	4061245083094

Further lengths and A2 stainless steel available upon request



Nail anchor ND-S



Application range

Speed plug for light-duty fixings:

- > Substructures
- > Cabinets, Skirting boards, lath
- > Cable ducts, cable clamps
- > Pipe supports

Properties

- > Ready-to-install nylon countersunk plug with nail made of zinc-plated steel (GVZ)
- > Drive-in installation
- > Nail screw head with Pozidriv recess for the removal or adjustment of the anchor
- > GVZ for dry indoor areas

Technical specifications



Base materials

Suitable for

- > Concrete
- > Solid clay brick
- > Vertically perforated brick

Cross references page

Hammer drill SDS plus	407
Cordless screwdriver ASCM	394
Cordless hammer drills	398
Bit cross recess Z2	412

Characteristic values	Recommended loads Non-cracked concrete C20/25		Recommended loads Solid clay brick f_0 20.5 N/mm ²			
	Typ	d_0 [mm]	h_{ef} [mm]	N_{Rec} [kN]	V_{Rec} [kN]	N_{Rec} [kN]
5x30	5	30	0.1	0.1	0.1	0.1
5x40	5	30	0.1	0.1	0.1	0.1
5x50	5	30	0.1	0.1	0.1	0.1
6x40	6	30	0.2	0.2	0.2	0.2
6x60	6	30	0.2	0.2	0.2	0.2
6x80	6	30	0.2	0.2	0.2	0.2
8x60	8	40	0.3	0.3	0.3	0.3
8x80	8	40	0.3	0.3	0.3	0.3
8x100	8	40	0.3	0.3	0.3	0.3

Product online



Order description	Length [mm]	Fastening thickness t_{fix} [mm]	PU [pieces]	Price/100 [EUR]	Article number	EAN
Anchors with zinc-plated steel nail						
ND-S 6/40 V	40	10	200		9650075660	4061245083131

Further lengths and A2 stainless steel available upon request



Through bolt BA-V-PLUS



Application range

- > For embedment in cracked and non-cracked concrete $\geq C20/25$
- > Dry internal conditions
- > For embedment of medium-heavy to heavy fixings such as pillars, metal structures and wooden structures
- > For pre-, push-through and distance installations

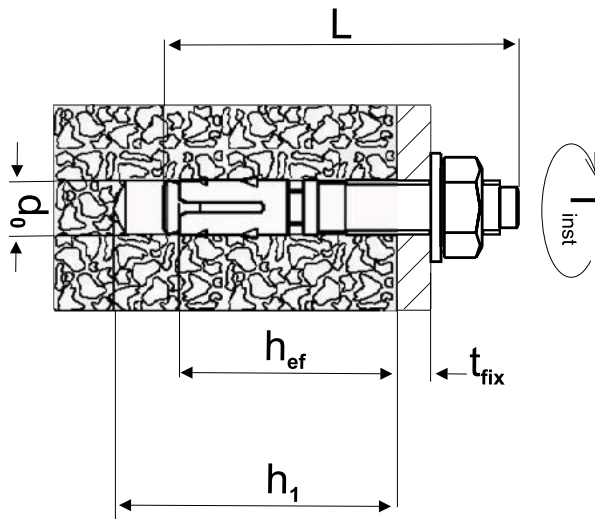
Properties

- > Zinc-plated steel
- > Approval for concrete, option 1
- > Fire resistance classes F30, F60, F90, F120

Note

Characteristic values apply to the compression strength of C20/25 concrete. Design load of an anchor for centric tension in cracked concrete.

Cross references	page
Cleaning brush	429
Blow-out pump	430
Tool belt	425
Hammer drill SDS plus	407
Installation tool for through bolts	426
Cordless hammer drill	398
Torque wrench	418
Socket wrench Cordless	417



Applications



Technical specifications

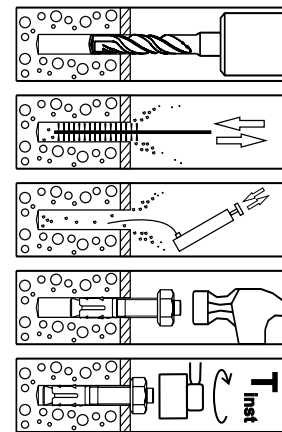


Certifications



Base materials

- Approved for
- > Cracked concrete
 - > Non-cracked concrete



Anchor type	Effective embedment depth h_{ef} [mm]	Permitted load F_{zul} [kN]	Centre distance [mm]			Edge distance [mm]			Permitted Bending moment M_{zul} [Nm]	Seismic performance category	Tightening torque T_{inst} [Nm]
			$s_{cr,N}$	s_{min}	C	$c_{cr,N}$	c_{min}	S			
BA-V Plus 8	35	2.4	106	55	75	53	40	140	15.0	15	
	48	4.0	144	35	50	72	40	55	15.0	15	
BA-V Plus 10	40	4.1	120	50	95	60	50	190	29.1	30	
	60	5.7	180	40	60	90	50	100	29.1	C2 30	
BA-V Plus 12	50	5.8	150	55	110	75	60	215	51.4	60	
	70	7.6	210	60	70	105	55	110	51.4	60	
BA-V Plus 16	85	11.4	254	65	95	127	65	150	125.6	110	



Timber Construction
 Industrial Lightweight Construction
 Solar
 Flat Roofing
 Rear-Ventilated Facades (V+V)
 Anchoring Technology
 Window and Glass Facade Technology
 Interior Work
 Mounting Elements for Attachments
 Machinery, Spare Parts, Tools



Product online



	Order description	d ₀ [mm]	L [mm]	t _{fix} ≤ [mm]	h ₁ ≥ [mm]	h _{ef} ≥ [mm]	PU [pieces]	Price/100 [EUR]	Article number	EAN
NEW	BA-V-PLUS-8/5/-	8	57	5	47	35	50		9650001308	4061245090719
	BA-V-PLUS-8/23/10	8	75	23/10	47/60	35/48	50		9650001310	4061245037004
	BA-V-PLUS-8/43/30	8	95	43/30	47/60	35/48	50		9650001312	4061245037011
	BA-V-PLUS-10/10/-	10	72	10	55	40	40		9650001323	4061245037042
	BA-V-PLUS-10/30/10	10	92	30/10	55/75	40/60	40		9650001325	4061245037059
	BA-V-PLUS-10/40/20	10	102	40/20	55/75	40/60	25		9650001326	4061245037066
	BA-V-PLUS-12/10/-	12	88	10	70	50	20		9650001338	4061245037103
	BA-V-PLUS-12/25/5	12	103	25/5	70/90	50/70	20		9650001340	4061245037110
	BA-V-PLUS-12/40/20	12	118	40/20	70/90	50/70	20		9650001342	4061245037127
	BA-V-PLUS-16/20	16	138	20	110	85	10		9650001359	4061245038902
	BA-V-PLUS-16/50	16	168	50	110	85	10		9650001362	4061245038926

Further lengths
available upon request



Through bolt BA-E Plus



Cross references	page
Cleaning brush	429
Blow-out pump	430
Tool belt	425
Hammer drill SDS plus	407
Installation tool for through bolts	426
Cordless hammer drill	398
Torque wrench	418
Socket wrench Cordless	417

Application range

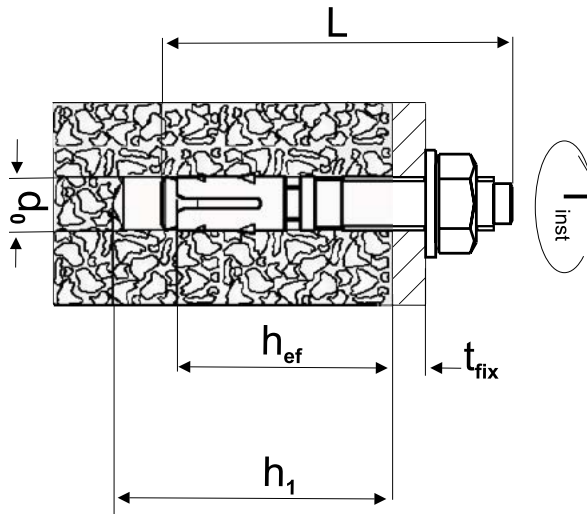
- > For embedment in cracked and non-cracked concrete $\geq C20/25$
- > Dry internal conditions
- > Wet areas
- > Outdoors, including in industrial atmospheres and coastal environments
- > For embedment of medium-heavy to heavy fixings such as pillars, metal structures and wooden structures
- > For pre-, push-through and distance installations

Properties

- > A4 stainless steel
- > HCR stainless steel 1.4529 available upon request
- > Approval for concrete, option 1
- > Fire resistance classes F30, F60, F90, F120

Note

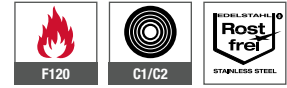
Characteristic values apply to the compression strength of C20/25 concrete. Design load of an anchor for centric tension in cracked concrete.



Applications



Technical specifications

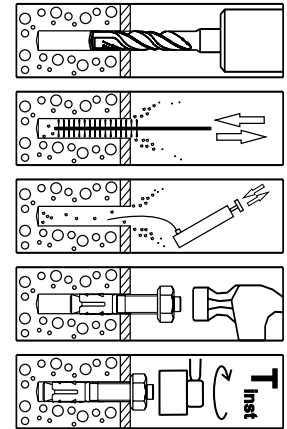


Certifications



Base materials

- Approved for
- > Cracked concrete
 - > Non-cracked concrete



Anchor type	Effective embedment depth h_{ef} [mm]	Permitted load F_{zul} [kN]	Centre distance [mm]			Edge distance [mm]			Permitted Bending moment M_{zul} [Nm]	Seismic performance category	Tightening torque T_{inst} [Nm]
			$S_{cr, N}$	S_{min}	C	$C_{cr, N}$	C_{min}	S			
BA-E Plus 8	35	2.4	106	55	75	53	40	140	14.3	20	
	48	4.0	144	35	50	72	40	55	14.3	20	
BA-E Plus 10	40	4.1	120	50	95	60	50	190	29.1	45	
	60	5.7	180	40	60	90	50	100	29.1	C2 45	
BA-E Plus 12	50	5.8	150	55	110	75	60	215	51.4	60	
	70	7.6	210	60	70	105	55	110	51.4	60	
BA-E Plus 16	85	11.4	254	65	95	127	65	150	122.7	110	



Timber Construction
Industrial Lightweight Construction
Solar
Flat Roofing
Rear-Ventilated Facades (M+H)
Anchoring Technology
Window and Glass Facade Technology
Interior Work
Mounting Elements for Attachments
Machinery, Spare Parts, Tools



Product online



Order description	d ₀ [mm]	L [mm]	t _{fix} ≤ [mm]	h ₁ ≥ [mm]	h _{ef} ≥ [mm]	PU [pieces]	Price/100 [EUR]	Article number	EAN
NEW BA-E-PLUS-8/5/-	8	57	5	47	35	50		9650005308	4061245090733
BA-E-PLUS-8/23/10	8	75	23/10	47/60	35/48	50		9650005310	4061245037349
BA-E-PLUS-8/43/30	8	95	43/30	47/60	35/48	50		9650005312	4061245037356
BA-E-PLUS-10/10/-	10	72	10	55	40	40		9650005323	4061245037387
BA-E-PLUS-10/30/10	10	92	30/10	55/75	40/60	40		9650005325	4061245037394
BA-E-PLUS-10/40/20	10	102	40/20	55/75	40/60	25		9650005326	4061245037400
BA-E-PLUS-12/10/-	12	88	10	70	50	20		9650005338	4061245037448
BA-E-PLUS-12/25/5	12	103	25/5	70/90	50/70	20		9650005340	4061245037455
BA-E-PLUS-12/40/20	12	118	40/20	70/90	50/70	20		9650005342	4061245037462
BA-E-PLUS-16/20	16	138	20	110	85	10		9650005359	4061245038988
BA-E-PLUS-16/50	16	168	50	110	85	10		9650005362	4061245039008

Further lengths
available upon request



EJOT®

KERI anchor

Basis of a perfect refurbishment of three-layer exterior walls by subsequent fixing of rain screens

- > KERI rain screen anchor made of A4 stainless steel
- > Easy and quick installation
- > Vertical load transfer of existing building fabric
- > Vertical load transfer of the new facade system
- > High anchor-carrying capacity
- > Smallest edge and centre distances

www.ejot.com/keri-anchor



Drop-in anchor LAL+



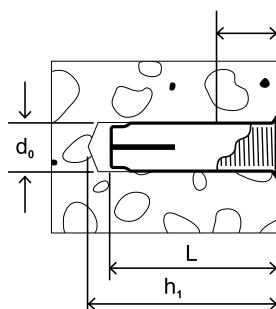
Cross references	page
Cleaning brush	429
Blow-out pump	430
Installation tool	426
Cordless hammer drill	398

Application range

- > Suspension systems
- > Pipelines
- > Air ducts
- > Sprinkler systems
- > Cable racks
- > Machinery
- > Consoles
- > Ceiling girders
- > Suitable for sprinkler systems
- > For dry indoor use
- > Approved for usage in pre-stressed hollow core ceiling slabs (ETA-13/0441)

Properties

- > Zinc-plated steel
- > Drop-in anchor for pre-assembly with an assembly tool
- > Internal thread for metric screws and rods
- > The suitable bolt length is 1 – 1.5 x nominal anchor length + thickness of component
- > The small required drill hole depth facilitates drilling and over-head mounting



Applications



Technical specifications



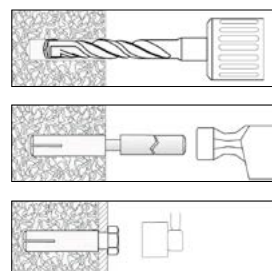
Certifications



Base materials

- Approved for
- > Cracked concrete
 - > Non-cracked concrete

Drill hole cleaning



Product online



Characteristic values

Admissible loads non-cracked concrete C20/25

Typ	f_{max} [mm]	f_{min} [mm]	d_f [mm]	T_{inst} [Nm]	N_{Rec} [kN]	V_{Rec} [kN]
LAL+6	11	6	7	4	1.9	1.7
LAL+8	13	8	9	8	3.6	3.1
LAL+10	16	10	12	15	4.8	4.5

Order description	Threads [mm]	L [mm]	d_o [mm]	h_1 [mm]	PU [pieces]	Price/100 [EUR]	Article number	EAN
LAL+6	M6	25	8	27	100		9650070070	4061245003757
LAL+8	M8	30	10	32	100		9650070072	4061245003740
LAL+10	M10	40	12	43	100		9650070074	4061245003733

LIEBIG® safety bolt S



Application range

- > Steel structures
- > Machinery
- > Guard rails
- > Automatic hub systems
- > Railings
- > Base plates
- > Storage racks

Properties

- > Safety bolt with hexagon screw
- > Zinc-plated steel
- > Torque-controlled heavy-duty anchor with double cone for push-through installation
- > Suitable for heavy loads due to optimum frictional resistance. Cylindrical, wide expansion zone of the sleeve along the whole length
- > With dome-shaped washers for visual assembly inspection
- > For dry indoor and temporary outdoor use
- > Removable

Cross references	page
Cleaning brush	429
Blow-out pump	430
Tool belt	425
Hammer drill SDS plus	407
Cordless hammer drill	398
Torque wrench	418
Socket wrench Cordless	417

Technical specifications

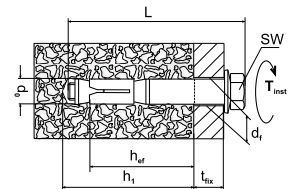


Certifications



Base materials

- Approved for
- > Cracked concrete
 - > Non-cracked concrete



Characteristic values

Typ	d_r [mm]	SW [mm]	d_0 [mm]	h_{of} [mm]	h_1 [mm]	T_{inst} [Nm]	Admissible loads non-cracked concrete C20/25		Admissible loads cracked concrete C20/25	
							N_{Rec} [kN]	V_{Rec} [kN]	N_{Rec} [kN]	V_{Rec} [kN]
M6-10/45/5	12	10	10	45	60	8	3.0	7.2	2.4	5.2
M6-10/45/15	12	10	10	45	60	8	3.0	7.2	2.4	5.2
M6-10/45/40	12	10	10	45	60	8	3.0	7.2	2.4	5.2
M8-12/55/5	14	13	12	55	70	20	4.8	9.8	3.6	7.0
M8-12/55/15	14	13	12	55	70	20	4.8	9.8	3.6	7.0
M8-12/55/40	14	13	12	55	70	20	4.8	9.8	3.6	7.0
M10-15/70/5	17	17	15	70	85	60	9.5	22.3	7.6	20.1
M10-15/70/15	17	17	15	70	85	60	9.5	22.3	7.6	20.1
M10-15/70/40	17	17	15	70	85	60	9.5	22.3	7.6	20.1
M12-20/80/5	21	19	20	80	100	90	17.1	34.3	12.3	24.5
M12-20/80/15	21	19	20	80	100	90	17.1	34.3	12.3	24.5
M12-20/80/40	21	19	20	80	100	90	17.1	34.3	12.3	24.5
M16-25/100/5	26	24	25	100	125	170	24.0	48.0	17.1	34.3
M16-25/100/15	26	24	25	100	125	170	24.0	48.0	17.1	34.3
M16-25/100/40	26	24	25	100	125	170	24.0	48.0	17.1	34.3





Product online



Order description	Thread size	L [mm]	d ₀ [mm]	t _{fix} [mm]	PU [pieces]	Price/100 [EUR]	Article number	EAN
LIEBIG S M8-12/55/5	M8	80	12	5	25		9652055105	4061245001043
LIEBIG S M8-12/55/15	M8	90	12	15	25		9652055115	4061245001036
LIEBIG S M8-12/55/40	M8	115	12	40	25		9652055140	4061245001029
LIEBIG S M10-15/70/5	M10	95	15	5	25		9655070105	4061245000459
LIEBIG S M10-15/70/15	M10	105	15	15	25		9655070115	4061245000442
LIEBIG S M10-15/70/40	M10	130	15	40	10		9655070140	4061245000435
LIEBIG S M12-20/80/5	M12	113	20	5	10		9650080105	4061245001531
LIEBIG S M12-20/80/15	M12	123	20	15	10		9650080115	4061245001524
LIEBIG S M12-20/80/40	M12	148	20	40	10		9650080140	4061245001517

Further lengths
available upon request



LIEBIG® safety bolt B



Application range

- > Steel structures
- > Machinery
- > Guard rails
- > Automatic hub systems
- > Railings
- > Base plates
- > Storage racks

Properties

- > Safety bolt with threaded bolt and nut
- > Zinc-plated steel
- > Torque-controlled heavy-duty anchor with double cone for push-through installation
- > Suitable for heavy loads due to optimum frictional resistance. Cylindrical, wide expansion zone of the sleeve along the whole length
- > With dome-shaped washers for visual assembly inspection
- > For dry indoor and temporary outdoor use
- > Removable

Cross references	page
Cleaning brush	429
Blow-out pump	430
Tool belt	425
Hammer drill SDS plus	407
Cordless hammer drill	398
Torque wrench	418
Socket wrench Cordless	417

Technical specifications

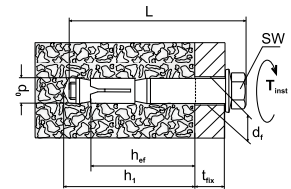


Certifications



Base materials

- Approved for
- > Cracked concrete
 - > Non-cracked concrete



Characteristic values							Admissible loads non-cracked concrete C20/25		Admissible loads cracked concrete C20/25	
	Typ	d_i [mm]	SW [mm]	d_0 [mm]	h_{ef} [mm]	h_1 [mm]	T_{inst} [Nm]	N_{Rec} [kN]	V_{Rec} [kN]	N_{Rec} [kN]
M6-10/45/5	12	10	10	45	60	8	3.0	7.2	2.4	5.2
M6-10/45/15	12	10	10	45	60	8	3.0	7.2	2.4	5.2
M6-10/45/40	12	10	10	45	60	8	3.0	7.2	2.4	5.2
M8-12/55/5	14	13	12	55	70	15	4.8	9.8	3.6	7.0
M8-12/55/15	14	13	12	55	70	15	4.8	9.8	3.6	7.0
M8-12/55/40	14	13	12	55	70	15	4.8	9.8	3.6	7.0
M8-12/55/65	14	13	12	55	70	15	4.8	9.8	3.6	7.0
M8-12/55/100	14	13	12	55	70	15	4.8	9.8	3.6	7.0
M10-15/70/5	17	17	15	70	85	40	9.5	22.3	7.6	20.1
M10-15/70/15	17	17	15	70	85	40	9.5	22.3	7.6	20.1
M10-15/70/40	17	17	15	70	85	40	9.5	22.3	7.6	20.1
M10-15/70/65	17	17	15	70	85	40	9.5	22.3	7.6	20.1
M10-15/70/100	17	17	15	70	85	40	9.5	22.3	7.6	20.1
M12-20/80/5	21	19	20	80	100	70	17.1	34.3	12.3	24.5
M12-20/80/15	21	19	20	80	100	70	17.1	34.3	12.3	24.5
M12-20/80/40	21	19	20	80	100	70	17.1	34.3	12.3	24.5
M12-20/80/65	21	19	20	80	100	70	17.1	34.3	12.3	24.5
M12-20/80/100	21	19	20	80	100	70	17.1	34.3	12.3	24.5





Typ	Characteristic values						Admissible loads non-cracked concrete C20/25		Admissible loads cracked concrete C20/25	
	d _i [mm]	SW [mm]	d ₀ [mm]	h _{ef} [mm]	h _t [mm]	T _{inst} [Nm]	N _{Rec} [kN]	V _{Rec} [kN]	N _{Rec} [kN]	V _{Rec} [kN]
M16-25/100/5	26	24	25	100	125	115	24.0	48.0	17.1	34.3
M16-25/100/15	26	24	25	100	125	115	24.0	48.0	17.1	34.3
M16-25/100/40	26	24	25	100	125	115	24.0	48.0	17.1	34.3
M16-25/100/65	26	24	25	100	125	115	24.0	48.0	17.1	34.3
M16-25/100/100	26	24	25	100	125	115	24.0	48.0	17.1	34.3

Product online



Order description	Thread size [mm]	L [mm]	d ₀ [mm]	t _{fix} [mm]	PU [pieces]	Price/100 [EUR]	Article number	EAN
LIEBIG B M8-12/55/5	M8	85	12	5	25		9652055005	4061245001098
LIEBIG B M8-12/55/15	M8	95	12	15	25		9652055015	4061245001081
LIEBIG B M8-12/55/40	M8	120	12	40	25		9652055040	4061245001074
LIEBIG B M8-12/55/65	M8	145	12	65	25		9652055065	4061245001067
LIEBIG B M8-12/55/100	M8	180	12	100	25		9652055100	4061245001050
LIEBIG B M10-15/70/5	M10	100	15	5	25		9655070005	4061245000503
LIEBIG B M10-15/70/15	M10	110	15	15	25		9655070015	4061245000497
LIEBIG B M10-15/70/40	M10	135	15	40	10		9655070040	4061245000480
LIEBIG B M10-15/70/65	M10	160	15	65	10		9655070065	4061245000473
LIEBIG B M10-15/70/100	M10	195	15	100	10		9655070100	4061245000466
LIEBIG B M12-20/80/5	M12	120	20	5	10		9650080005	4061245001593
LIEBIG B M12-20/80/15	M12	130	20	15	10		9650280015	4061245001142
LIEBIG B M12-20/80/40	M12	155	20	40	10		9650080040	4061245001562
LIEBIG B M12-20/80/65	M12	180	20	65	10		9650080065	4061245001555
LIEBIG B M12-20/80/100	M12	215	20	100	10		9650080100	4061245001548

Further lengths
available upon request



LIEBIG® safety bolt SK



Application range

- > Steel structures
- > Machinery
- > Guard rails
- > Railings
- > Base plates
- > Storage racks

Properties

- > Safety bolt with countersunk screw
- > Zinc-plated steel
- > Torque-controlled heavy-duty anchor with double cone for push-through installation
- > Suitable for heavy loads thanks to the optimum frictional resistance
- > Cylindrical, wide expansion zone of the sleeve along the whole length
- > For dry indoor use
- > Removable

Cross references	page
Cleaning brush	429
Blow-out pump	430
Tool belt	425
Hammer drill SDS plus	407
Cordless hammer drill	398
Torque wrench	418
Socket wrench Cordless	417

Technical specifications

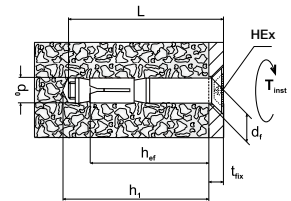


Certifications



Base materials

- Approved for
- > Cracked concrete
 - > Non-cracked concrete



Characteristic values	Characteristic values								Admissible loads non-cracked concrete C20/25		Admissible loads cracked concrete C20/25	
	Typ	d _i [mm]	HEX [mm]	d ₀ [mm]	h _{ef} [mm]	h ₁ [mm]	d _k [mm]	k [mm]	T _{inst} [Nm]	N _{Rec} [kN]	V _{Rec} [kN]	N _{Rec} [kN]
M6-10/45/15	12	4	10	45	60	20	5.5	12	3.0	7.2	2.4	5.2
M6-10/45/40	12	4	10	45	60	20	5.5	12	3.0	7.2	2.4	5.2
M8-12/55/15	14	5	12	55	70	20	6.5	20	4.8	9.8	3.6	7.0
M8-12/55/40	14	5	12	55	70	24	6.5	20	4.8	9.8	3.6	7.0
M10-15/70/15	17	6	15	70	85	27	7	60	9.5	22.3	7.6	20.1
M10-15/70/40	17	6	15	70	85	27	7	60	9.5	22.3	7.6	20.1
M12-20/80/15	21	8	20	80	100	33	8	90	17.1	34.3	12.3	24.5
M12-20/80/40	21	8	20	80	100	33	8	90	17.1	34.3	12.3	24.5
M16-25/100/15	26	10	25	100	125	50	14	190	24.0	48.0	17.1	34.3
M16-25/100/40	26	10	25	100	125	50	14	190	24.0	48.0	17.1	34.3





Product online



Order description	Thread size [mm]	L [mm]	d ₀ [mm]	t _{fix} [mm]	PU [pieces]	Price/100 [EUR]	Article number	EAN
LIEBIG SK M6-10/45/15	M6	70	10	15	50		9650045415	4061245005591
LIEBIG SK M6-10/45/40	M6	95	10	40	50		9650045440	4061245005584
LIEBIG SK M8-12/55/15	M8	85	12	15	25		9652055415	4061245000947
LIEBIG SK M8-12/55/40	M8	110	12	40	25		9652055440	4061245000930

Further lengths
available upon request



LIEBIG® self-undercutting anchor SUPERPLUS BLS



Application range

- > Power plants
- > Machinery
- > Base plates
- > For dynamic and seismic loads
- > Small spacings and edge distances

Properties

- > Self-undercutting anchor with threaded bolt, nut and washer
- > Zinc-plated steel
- > Automatic self-undercutting, unique heavy-duty anchor for push through installation
- > Cost-effective: No special drills, undercutting or setting tools required
- > Minimal expansion forces allow for small centre and edge distances
- > For dry indoor use
- > Removable

Technical specifications



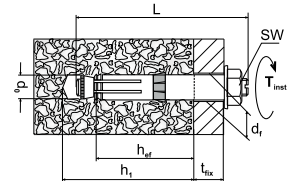
Certifications



Base materials

- Approved for
- > Cracked concrete
 - > Non-cracked concrete

Cross references	page
Cleaning brush	429
Blow-out pump	430
Tool belt	425
Hammer drill SDS plus	407
Cordless hammer drill	398
Torque wrench	418
Socket wrench cordless	417



Characteristic values

Admissible loads non-cracked concrete C20/25

Admissible loads cracked concrete C20/25

Typ	d_i [mm]	SW [mm]	d_0 [mm]	h_{ef} [mm]	h_1 [mm]	T_{inst} [Nm]	N_{Rec} [kN]	V_{Rec} [kN]	N_{Rec} [kN]	V_{Rec} [kN]
M8-14/80/25	16	13	14	80	100	25	13.9	23.7	7.6	23.7
M12-20/80/15	21	19	20	80	105	80	17.2	34.4	11.9	24.6
M12-20/80/30	21	19	20	80	105	80	17.2	34.4	11.9	24.6
M16-25/150/30	26	24	25	150	185	180	44.1	67.4	23.8	63.0
M16-25/200/40	26	24	25	200	235	180	59.8	67.4	35.7	67.4
M16-25/200/60	26	24	25	200	235	180	59.8	67.4	35.7	67.4

Product online



Order description	Thread size [mm]	L [mm]	d_0 [mm]	t_{fix} [mm]	PU [pieces]	Price/100 [EUR]	Article number	EAN
LIEBIG SUPERPLUS BLS M8-14/80/25	M8	130	14	25	25		9654080025	4061245000756
LIEBIG SUPERPLUS BLS M12-20/80/15	M12	130	20	15	10		9650080015	4061245001586
LIEBIG SUPERPLUS BLS M12-20/80/30	M12	145	20	30	10		9650080030	4061245001579
LIEBIG SUPERPLUS BLS M16-25/150/30	M16	220	25	30	5		9655150030	4061245000091
LIEBIG SUPERPLUS BLS M16-25/200/40	M16	280	25	40	5		9655200040	4061245000039
LIEBIG SUPERPLUS BLS M16-25/200/60	M16	300	25	60	5		9655200060	4061245000022

LIEBIG® self-undercutting anchor SUPERPLUS BLS A4



Cross references	page
Cleaning brush	429
Blow-out pump	430
Tool belt	425
Hammer drill SDS plus	407
Cordless hammer drill	398
Torque wrench	418
Socket wrench cordless	417

Application range

- > Power plants
- > Machinery
- > Base plates
- > For dynamic and seismic loads
- > Small spacings and edge distances

Properties

- > Self-undercutting anchor with threaded bolt, nut and washer
- > A4-80 stainless steel
- > Automatic self-undercutting, unique heavy-duty anchor for push through installation
- > Cost-effective: No special drills, undercutting or setting tools required
- > Minimal expansion forces allow for small centre and edge distances
- > For indoor and outdoor areas, as well as industrial applications
- > Removable

Technical specifications

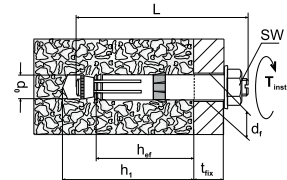


Certifications



Base materials

- Approved for
- > Cracked concrete
 - > Non-cracked concrete



Characteristic values

Typ	d_t [mm]	SW [mm]	d_0 [mm]	h_{ef} [mm]	h_1 [mm]	T_{inst} [Nm]	Admissible loads non-cracked concrete C20/25		Admissible loads cracked concrete C20/25	
							N_{Rec} [kN]	V_{Rec} [kN]	N_{Rec} [kN]	V_{Rec} [kN]
M8-14/80/25	16	16	14	80	100	25	13.1	24	5.7	24
M12-20/80/15	21	19	20	80	105	80	17.2	34.4	11.9	24.5
M16-25/150/30	26	24	25	150	185	180	44.1	88.4	28.6	63.0
M16-25/200/40	26	24	25	200	185	180	59.8	67.4	35.7	67.4

Product online



Order description	Thread size [mm]	L [mm]	d_0 [mm]	t_{fx} [mm]	PU [pieces]	Price/100 [EUR]	Article number	EAN
LIEBIG SUPERPLUS BLS M8-14/80/25 A4	M8	130	14	25	25		9654080254	4061245000732
LIEBIG SUPERPLUS BLS M12-20/80/15 A4	M12	130	20	15	10		9650080154	4061245001500
LIEBIG SUPERPLUS BLS M16-25/150/30 A4	M16	220	25	30	5		9655150304	4061245000053

Further versions upon request!



SUPERPLUS SLS A4



SUPERPLUS SKLS A4



SUPERPLUS BLS-P



SUPERPLUS ILS

LIEBIG® lightning protection anchor SUPERPLUS BLS M8-14 A4



Application range

- > Retrofitted grounding systems

Properties

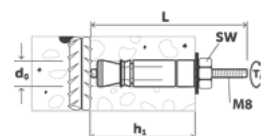
- > A4 stainless steel
- > Automatically self-undercutting, unique heavy duty anchor for pre-set installations
- > Connected retrofitted grounding systems with reinforced bars in concrete structures
- > LIEBIG® SUPERPLUS lightning protection anchors have the same properties and provide the same output as the self-undercutting SUPERPLUS anchors
- > A4 for indoor and outdoor areas, as well as industrial applications
- > Removable

Technical specifications



Base materials

- Also suitable for
- > Concrete



Cross references

	page
Cleaning brush	429
Blow-out pump	430
Tool belt	425
Hammer drill SDS plus	407
Cordless hammer drill	398
Torque wrench	418
Socket wrench Cordless	417

Product online



Order description	Thread size [mm]	L [mm]	d ₀ [mm]	h ₁ [mm]	PU [pieces]	Price/100 [EUR]	Article number	EAN
LIEBIG lightning protection anchor BLS M8-14 A4	M8	85	14	40 ... 60	25		9650814085	4061245001111

Timber Construction
Industrial Lightweight Construction
Solar
Flat Roofing
Rear-Ventilated Facades (V+F)
Anchoring Technology
Window and Glass Facade Technology
Interior Work
Mounting Elements for Attachments
Machinery, Spare Parts, Tools

LIEBIG® step iron anchor SUPERPLUS A4



Cross references	page
Cleaning brush	429
Blow-out pump	430
Tool belt	425
Hammer drill SDS plus	407
Cordless hammer drill	398
Torque wrench	418
Socket wrench Cordless	417

Application range

- > Step iron fastenings as per DIN 1211-3 / DIN 1212-3

Properties

- > A4 stainless steel
- > Automatic self-undercutting, unique heavy-duty anchor for push through installation
- > Used to attach step irons in wastewater revision chutes. The special plastic sleeves prevent contact corrosion between the step iron and the anchor
- > Step iron anchors have the same properties and provide the same output as the self-undercutting SUPERPLUS anchors
- > Also easy to install in areas difficult to access.
- > A4 for indoor and outdoor areas, as well as industrial applications
- > Removable

Technical specifications

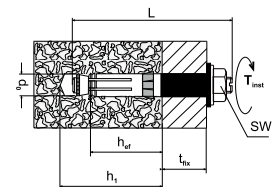


Certifications



Base materials

- Approved for
- > Cracked concrete
 - > Non-cracked concrete



Easy installation - quick and reliable embedment:
1. Drill hole.



2. Clean drill hole.



3. Place the step iron anchor through the hole in the step iron using the push-through method.



4. Align step iron.



5. Drill and clean second hole. Step iron serves as plate drill jig.



6. Position step iron anchor and tighten with a torque wrench with $T_{inst} = 25 \text{ Nm}$.

Product online



Characteristic values

Typ	d_i [mm]	SW [mm]	d_o [mm]	h_{ef} [mm]	h_t [mm]	T_{inst} [Nm]	Admissible loads non-cracked concrete C20/25		Admissible loads cracked concrete C20/25	
							N_{Rec} [kN]	V_{Rec} [kN]	N_{Rec} [kN]	V_{Rec} [kN]
M8-14/40	16	16	14	40	60	25	6.1	6.1	4.3	4.3
M8-14/60	16	16	14	60	80	25	6.1	6.1	4.3	4.3

Order description

Order description	Thread size [mm]	L [mm]	d_o [mm]	t_{fix} [mm]	PU [pieces]	Price/100 [EUR]	Article number	EAN
LIEBIG step iron anchor BLS M8-14/40SD A4	M8	95	14	25	100		9650814040	4061245001135
LIEBIG step iron anchor BLS M8-14/60SA A4	M8	115	14	25	25		9650040060	4061245001630

Injection system Multifix USF



Included in delivery

- 1 mortar cartridge
- 2 mixing nozzles

Cross references	page
Anchor rod	338
Mesh sleeve	339
Cleaning brush	429
Blow-out pump	430
Applicator gun	428
Hammer drill SDS plus	407
Duster Expert SDS plus	411
Cordless hammer drill	398



Watch the video now:
<https://www.youtube.com/watch?v=JiykaVskI4w>

Application range

- > For installation in cracked concrete (option 1) and non-cracked concrete (option 7) (ETA-16/0107)
- > For installation in masonry (ETA-16/0089)
- > For installation in natural stone (without approval)
- > Approved for anchor rods M8, M10, M12, M16, M20, M24, M27, M30

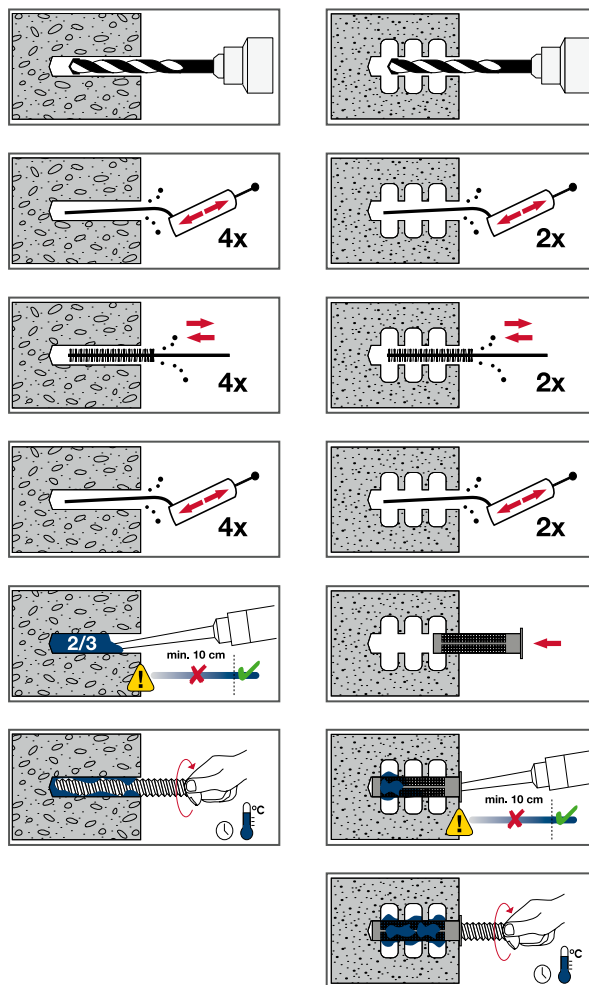
Properties

- > Vinyl resin, styrene-free
- > Can be used in wet concrete and water-filled drill holes

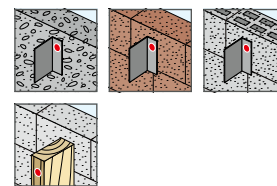
Note

Please observe the corresponding approvals during planning and processing.

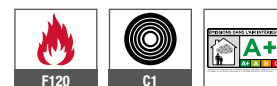
The storage temperature must not permanently exceed 25 °C! Please store upright!



Applications



Technical specifications

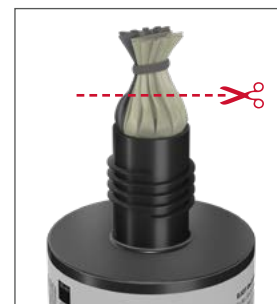


Certifications

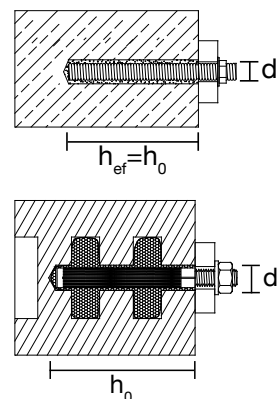


Base materials

- Approved for
- > Cracked concrete
 - > Non-cracked concrete
 - > Masonry



Note:
 Plastic bag must be cut open before processing!



Timber Construction
 Industrial Lightweight Construction
 Solar
 Flat Roofing
 Rear-Ventilated Facades (R+V)
 Anchoring Technology
 Window and Glass Facade Technology
 Interior Work
 Mounting Elements for Attachments
 Machinery, Spare Parts, Tools



Installation parameters			
Anchor rod	d_0 [mm]	$h_{ef} = h_0$ min-max [mm]	T_{inst} concrete \leq [Nm]
M8	10	60-160	10
M10	12	60-200	20
M12	14	70-240	40
M16	18	80-320	80
M20	24	90-400	120
M24	28	96-480	160
M27	32	108-540	180
M30	35	120-600	200

Installation parameters			
Ambient temperature [°C]	Processing time	Curing time in dry weather	Curing time in wet weather
-10*	1h 30'	24h	48h
≥ -5	1h 30'	14h	28h
≥ 0	45'	7h	14h
$\geq +5$	25'	2h	4h
$\geq +10$	15'	1h 20'	2h 40'
$\geq +20$	6'	45'	1h 30'
$\geq +30$	4'	25'	50'
$\geq +35$	2'	20'	40'
+40	1.5'	15'	30'

*Min. cartridge temperature +15 °C

Consumption in solid building materials (USF 280 ml)			
Anchor rod	d_0 [mm]	h_0 [mm]	Number of fills
M8x130	10	80	41
M10x130	12	90	26
M10x170	12	130	18
M12x160	14	110	15
M16x190	18	125	8

Values are only for orientation

Consumption in perforated building materials (USF 280 ml)				
Mesh sleeve	Anchor rod	d_0 [mm]	h_0 [mm]	Number of fills
USF 12x80	M8	12	85	17
USF 16x85	M8/M10	16	90	11
USF 16x130	M8/M10	16	135	6
USF 20x85	M12/M16	20	90	6
USF 20x130	M12/M16	20	135	4
USF 20x200	M12/M16	20	205	2

Values are only for orientation

Product online



Order description	Content [ml]	PU [pieces]	Price/1 [EUR]	Article number	EAN
Mortar cartridge USF 280 ml 12VE	280	1		9571000280	4061245010557
NEW Multifix USF 420 ml	420	1		9571001420	4061245081007
Mixing nozzle USF	-	1		9570040141	4061245061900
Mixing extension 500 mm		1		8682900004	4061245081106

Order information: 2 mixing nozzles are included with each cartridge.

Injection system Multifix USF Winter



Included in delivery

- 1 mortar cartridge
- 2 mixing nozzles

Cross references	page
Anchor rod	338
Mesh sleeve	339
Cleaning brush	429
Blow-out pump	430
Applicator gun	428
Hammer drill SDS plus	407
Duster Expert SDS plus	411
Cordless hammer drill	398



Watch the video now:
<https://www.youtube.com/watch?v=SZ74JAt5Apc>

Application range

- > For installation in cracked concrete (option 1) and non-cracked concrete (option 7) (ETA-16/0107)
- > For installation in masonry (ETA-16/0089)
- > For installation in natural stone (without approval)
- > Approved for anchor rods M8, M10, M12, M16, M20, M24, M27, M30

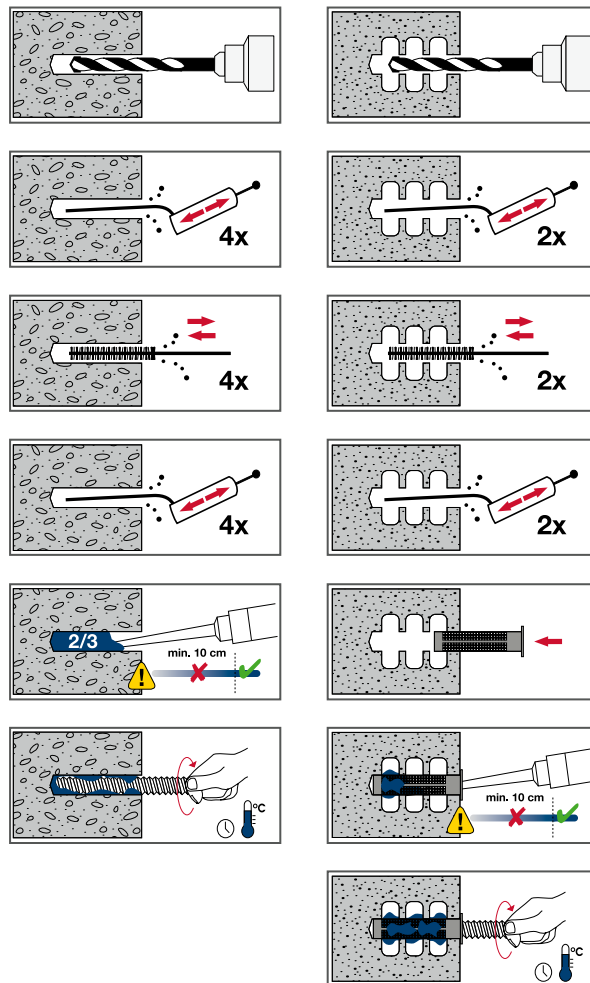
Properties

- > Vinyl resin, styrene-free
- > Cartridge temperature may conform to the low outside temperature
- > Shorter curing times at low temperatures
- > Can be used in wet concrete and water-filled drill holes

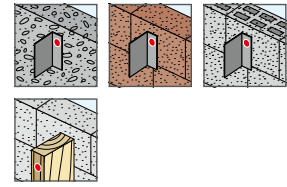
Note

Please observe the corresponding approvals during planning and processing.

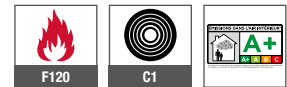
The storage temperature must not permanently exceed 25 °C! Please store upright!



Applications



Technical specifications



Certifications

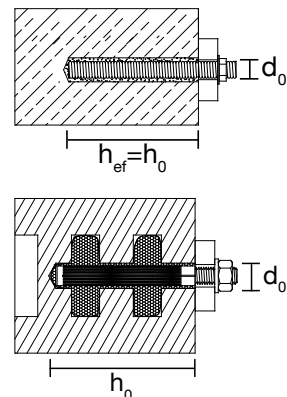


Base materials

- Approved for
- > Cracked concrete
 - > Non-cracked concrete
 - > Masonry



Note:
 Plastic bag must be cut open before processing!



Timber Construction
 Industrial Lightweight Construction
 Solar
 Flat Roofing
 Rear-Ventilated Facades (M+M)
 Anchoring Technology
 Window and Glass Facade Technology
 Interior Work
 Mounting Elements for Attachments
 Machinery, Spare Parts, Tools



Installation parameters

Anchor rod	d ₀ [mm]	h _{ef} = h ₀ min-max [mm]	T _{inst} concrete ≤ [Nm]
M8	10	60-160	10
M10	12	60-200	20
M12	14	70-240	40
M16	18	80-320	80
M20	24	90-400	120
M24	28	96-480	160
M27	32	108-540	180
M30	35	120-600	200

Installation parameters

Ambient temperature [°C]	Processing time	Curing time in dry weather	Curing time in wet weather
-20*	1h 15'	24h	48h
≥ -15	55'	16h	32h
≥ -10	35'	10h	20h
≥ -5	20'	5h	10h
≥ 0	10'	2h 30'	5h
≥ +5	6'	1h 20'	2h 40'
10	6'	1h	2h

*Min. cartridge temperature -20 °C

Consumption in solid building materials

Anchor rod	d ₀ [mm]	h ₀ [mm]	Number of fills
M8x130	10	80	44
M10x130	12	90	27
M10x170	12	130	19
M12x160	14	110	16
M16x190	18	125	9

Values are only for orientation

Consumption in perforated building materials

Mesh sleeve	Anchor rod	d ₀ [mm]	h ₀ [mm]	Number of fills
USF 12x80	M8	12	85	17
USF 16x85	M8/M10	16	90	11
USF 16x130	M8/M10	16	135	6
USF 20x85	M12/M16	20	90	6
USF 20x130	M12/M16	20	135	4
USF 20x200	M12/M16	20	205	2

Values are only for orientation

Product online



Order description	Content [ml]	PU [pieces]	Price/1 [EUR]	Article number	EAN
Mortar cartridge USF winter 300 ml 12VE	300	1		9571000300	4061245010540
Mixing nozzle USF	-	1		9570040141	4061245061900
Mixing extension 500 mm		1		8682900004	4061245081106

Order information: 2 mixing nozzles are included with each cartridge.

Anchor rod AST / threaded rod



Application range

- > For embedment in concrete and solid brick
- > For embedment in perforated brick in combination with mesh sleeve
- > Approved for polyester and vinyl ester composite mortar

Technical specifications



Properties of AST steel

- > Anchor rod: property class 5.8 or 8.8 acc. to EN ISO 898-1
- > Nut: property class 5 or 8 according to EN ISO 898-2
- > Washer: acc. to EN ISO 7089

Properties of AST A4 stainless steel (1.4401 / 1.4571)

- > Anchor rod: EN 10088; property class 70 (A4-70) acc. to EN ISO 3506
- > Nut: EN 10088; property class 70 (A4-70) acc. to EN ISO 3506
- > Washer: acc. to EN 10088

Cross references

	page
Mortar cartridge USF	334
Mortar cartridge USF winter	336
Mesh sleeve	339
Cleaning brush	429
Blow-out pump	430
Hammer drill SDS plus	407
Duster Expert SDS plus	411
Cordless hammer drill	398

Note

To determine the characteristic load capacity in concrete, the approvals ETA-16/0107 and ETA-18/0861 have to be considered. To determine the characteristic load capacity in solid and perforated brick, approval ETA-16/0089 has to be considered.

Technical specifications

Threads	Embedment depth in concrete \geq [mm]	Embedment depth in solid brick \geq [mm]	Drill-hole diameter \geq [mm]
M8	60	80	10
M10	60	90	12
M12	70	100	14
M16	80	130	18

Product online



Order description	Threads	Length [mm]	PU [pieces]	Price/100 piece [EUR]	Article number	EAN
Anchor rod AST, zinc-plated steel						
AST M10x130-V	M10	130	10		9570910130	4061245010588
AST M10x170-V	M10	170	10		9570910170	4061245010571
Anchor rod AST, A4 stainless steel						
AST M10x110-E	M10	110	10		9571910110	4061245061597
AST M10x130-E	M10	130	10		9571910130	4061245010472
AST M10x170-E	M10	170	10		9571910170	4061245010465

Further lengths available upon request



Mesh sleeve



Application range

- > For embedment in perforated brick

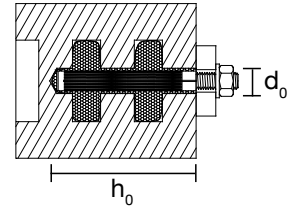
Properties

- > Guarantees exact calibration of threaded rod

Note

For planning and processing, please observe ETA-16/0089.

Certifications



Cross references	page
Mortar cartridge USF	334
Mortar cartridge USF winter	336
Anchor rod	338
Cleaning brush	429
Blow-out pump	430
Hammer drill SDS plus	407
Duster Expert SDS plus	411
Cordless hammer drill	398

Product online



Order description	d ₀ [mm]	h ₀ [mm]	For threaded rod	PU [pieces]	Price/100 [EUR]	Article number	EAN
Mesh sleeve USF 16x85	16	85	M8 / M10	10		9571016085	4061245010526
Mesh sleeve USF 16x130	16	130	M8 / M10	10		9571016130	4061245010519

Further lengths
available upon request



Concrete screw JC2-FR

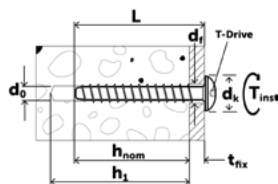


Application range

- > Facade scaffolds
- > Temporary fastenings
- > Contact surfaces
- > Shelves
- > Cable racks
- > Hand rails
- > Battens

Properties

- > Zinc-plated steel
- > Truss head, hexalobular drive
- > ETA-approved concrete screw for cracked and non-cracked concrete
- > Self-tapping approved screw anchor for push-trough installation
- > No expansion therefore small edge and centre distances possible
- > Completely removable
- > For dry indoor use



Technical specifications

TX30	14.5	d ₀ mm 6
T _{inst} max. 14 Nm	d ₁ mm 9	R120

Certifications



Base materials

- Approved for
- > Cracked concrete
 - > Non-cracked concrete
 - > Pre-stressed hollow core slab

Cross references	page
Cleaning brush	429
Blow-out pump	430
Tool belt	425
Hammer drill SDS plus	407
Cordless hammer drills	398
Cordless impact screwdrivers	395
Bit hexalobular TX30	413

Characteristic values	Admissible loads non-cracked concrete C20/25			Admissible loads cracked concrete C20/25	
	h _{ef} [mm]	N _{Rec} [kN]	V _{Rec} [kN]	N _{Rec} [kN]	V _{Rec} [kN]
ETA-17/0835 – approval according to EAD 330232-00-0601 (option 1) for single fastening in concrete					
JC2-FR 6	42.5	4.5	5.6*	2.1	4.5
ETA-18/0221 – approval according to ETAG 001 part 6 for multiple fastening of non-structural systems in concrete					
JC2-FR 6	27.6/31.9	1.4/1.7	5.4*/5.4*	1.4/1.7	5.4*/5.4*

*Failure case = steel failure

Product online



Order description	L [mm]	t _{fix} [mm]	h _{nom} [mm]	h ₁ [mm]	PU [pieces]	Price/100 [EUR]	Article number	EAN
ETA-17/0835 – approval according to EAD 330232-00-0601 (option 1) for single fastening in concrete								
Concrete screw JC2-FR 6x60/5/20	60	5	55	65	50		9650071549	4061245047812
ETA-18/0221 – approval according to ETAG 001 part 6 for multiple fastening of non-structural systems in concrete								
NEW Concrete screw JC2-FR-6x35/1	35	1	35	40	100		9650071543	4061245075723
Concrete screw JC2-FR-6x45/5	45	5	40	50	100		9650071545	4061245063102
Concrete screw JC2-FR 6x60/5/20	60	20	40	50	50		9650071549	4061245047812

Timber Construction
 Industrial Lightweight Construction
 Solar
 Flat Roofing
 Rear-Ventilated Facades (V+V)
 Anchoring Technology
 Window and Glass Facade Technology
 Interior Work
 Mounting Elements for Attachments
 Machinery, Spare Parts, Tools

Concrete screw JC2-IT



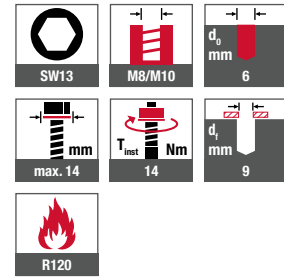
Application range

- > Pipe brackets
- > Profile rails

Properties

- > Zinc-plated steel
- > Hexagon head SW13 with internal thread M8/M10
- > ETA-approved concrete screw for cracked and non-cracked concrete
- > No expansion therefore small edge and centre distances possible
- > Completely removable
- > For dry indoor use

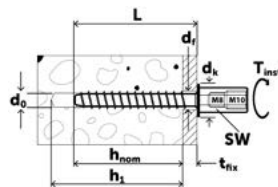
Technical specifications



Certifications



Cross references	page
Cleaning brush	429
Blow-out pump	430
Tool belt	425
Hammer drill SDS plus	407
Cordless hammer drills	398
Cordless impact screwdrivers	395
Socket wrench insert SW13	416



Base materials

- Approved for
- > Cracked concrete
 - > Non-cracked concrete
 - > Pre-stressed hollow core slab

Characteristic values

Admissible loads
non-cracked concrete C20/25Admissible loads
cracked concrete C20/25

Typ	h_{ef} [mm]	N_{Rec} [kN]	V_{Rec} [kN]	N_{Rec} [kN]	V_{Rec} [kN]
ETA-18/0221 – approval according to ETAG 001 part 6 for multiple fastening of non-structural systems in concrete					
JC2-IT 6	27.6/31.9	1.4/1.7	5.4*/5.4*	1.4/1.7	5.4*/5.4*
*Failure case = steel failure					

Product online



Order description	L [mm]	t_{fix} [mm]	h_{nom} [mm]	h_1 [mm]	PU [pieces]	Price/100 [EUR]	Article number	EAN
ETA-18/0221 – approval according to ETAG 001 part 6 for multiple fastening of non-structural systems in concrete								
NEW Concrete screw JC2-IT 6x35 M8/M10x30	35	1	35	40	50		9650071513	4061245075716
Concrete screw JC2-IT 6x45 M8/M10x30	45	5	40	50	50		9650071514	4061245074146

Concrete screw JC2-ST



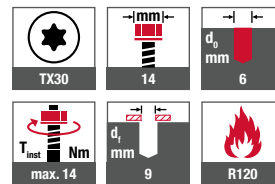
Application range

- > Facade scaffolds
- > Temporary fastenings
- > Contact surfaces
- > Shelves
- > Cable racks
- > Hand rails
- > Battens

Properties

- > Zinc-plated steel
- > Countersunk head, hexalobular drive
- > ETA-approved concrete screw for cracked and non-cracked concrete
- > Self-tapping approved screw anchor for push-trough installation
- > No expansion therefore small edge and centre distances possible
- > Completely removable
- > For dry indoor use

Technical specifications



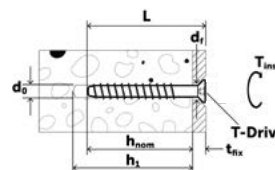
Certifications



Base materials

- Approved for
- > Cracked concrete
 - > Non-cracked concrete
 - > Pre-stressed hollow core slab

Cross references	page
Cleaning brush	429
Blow-out pump	430
Tool belt	425
Hammer drill SDS plus	407
Cordless hammer drills	398
Cordless impact screwdrivers	395
Bit hexalobular TX30	416



Characteristic values	Admissible loads non-cracked concrete C20/25			Admissible loads cracked concrete C20/25		
	Typ	h _{ef} [mm]	N _{Rec} [kN]	V _{Rec} [kN]	N _{Rec} [kN]	V _{Rec} [kN]
ETA-17/0835 – approval according to EAD 330232-00-0601 (option 1) for single fastening in concrete						
JC2-ST 6	42.5	4.5	5.6*	2.1	4.5	
ETA-18/0221 – approval according to ETAG 001 part 6 for multiple fastening of non-structural systems in concrete						
JC2-ST 6	27.6/31.9	1.4/1.7	5.4*/5.4*	1.4/1.7	5.4*/5.4*	

*Failure case = steel failure



Timber Construction
Industrial Lightweight Construction
Solar
Flat Roofing
Rear-Ventilated Facades (V+V)
Anchoring Technology
Window and Glass Facade Technology
Interior Work
Mounting Elements for Attachments
Machinery, Spare Parts, Tools



Product online



Order description	L [mm]	t _{fix} [mm]	h _{nom} [mm]	h ₁ [mm]	PU [pieces]	Price/100 [EUR]	Article number	EAN
ETA-17/0835 – approval according to EAD 330232-00-0601 (option 1) for single fastening in concrete								
Concrete screw JC2-ST 6x60/5/20	60	5	55	65	100		9650071609	4061245005904
Concrete screw JC2-ST-6x80/25/40	80	25	55	65	100		9650071613	4061245074214
Concrete screw JC2-ST 6x100/45/60	100	45	55	65	50		9650071617	4061245005911
NEW Concrete screw JC2-ST 6x120/65/80	120	65	55	65	50		9650071619	4061245075709
ETA-18/0221 – approval according to ETAG 001 part 6 for multiple fastening of non-structural systems in concrete								
NEW Concrete screw JC2-ST 6x45/5/10	45	5	40	50	100		9650071605	4061245075686
NEW Concrete screw JC2-ST 6x50/10/15	50	10	40	50	100		9650071607	4061245075693
Concrete screw JC2-ST 6x60/5/20	60	5	40	50	100		9650071609	4061245005904
Concrete screw JC2-ST-6x80/25/40	80	40	40	50	100		9650071613	4061245074214
Concrete screw JC2-ST 6x100/45/60	100	60	40	50	50		9650071617	4061245005911

Concrete screw JC2-KB



Application range

- > Facade scaffolds
- > Temporary fastenings
- > Contact surfaces
- > Shelves
- > Cable racks
- > Hand rails
- > Battens

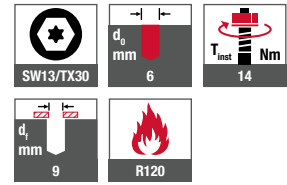
Properties

- > Zinc-plated steel
- > Hexagon head hexagon socket and pressed-on washer
- > ETA-approved concrete screw for cracked and non-cracked concrete
- > Self-tapping approved screw anchor for push-trough installation
- > No expansion therefore small edge and centre distances possible
- > Completely removable
- > For dry indoor use

Cross references

Cross references	page
Cleaning brush	429
Blow-out pump	430
Tool belt	425
Hammer drill SDS plus	407
Cordless hammer drills	398
Cordless impact screwdrivers	395
Socket wrench insert SW11, SW13, SW15	416
Bit hexalobular TX30, TX40	413

Technical specifications

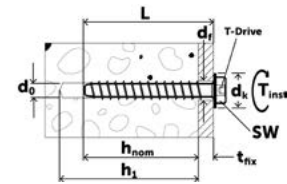


Certifications



Base materials

- Approved for
- > Cracked concrete
 - > Non-cracked concrete
 - > Pre-stressed hollow core slab



Characteristic values	Admissible loads non-cracked concrete C20/25			Admissible loads cracked concrete C20/25		
	Typ	h_{ef} [mm]	N_{Rec} [kN]	V_{Rec} [kN]	N_{Rec} [kN]	V_{Rec} [kN]
ETA-17/0835 – approval according to EAD 330232-00-0601 (option 1) for single fastening in concrete						
JC2-KB 6	42.5	4.5	5.6*	2.1	4.5	
ETA-18/0221 – approval according to ETAG 001 part 6 for multiple fastening of non-structural systems in concrete						
JC2-KB 6	27.6/31.9	1.4/1.7	5.4*/5.4*	1.4/1.7	5.4*/5.4*	

*Failure case = steel failure



Timber Construction
Industrial Lightweight Construction
Solar
Flat Roofing
Rear-Ventilated Facades (V+F)
Anchoring Technology
Window and Glass Facade Technology
Interior Work
Mounting Elements for Attachments
Machinery, Spare Parts, Tools



Product online



Order description	L [mm]	t _{fix} [mm]	h _{nom} [mm]	h ₁ [mm]	PU [pieces]	Price/100 [EUR]	Article number	EAN
ETA-17/0835 – approval according to EAD 330232-00-0601 (option 1) for single fastening in concrete								
Concrete screw JC2-KB-6x60/5/20 SW13	60	5	55	65	100		9650071310	4061245051222
ETA-18/0221 – approval according to ETAG 001 part 6 for multiple fastening of non-structural systems in concrete								
Concrete screw JC2-KB 6x45/5 SW13	45	5	40	50	100		9650071306	4061245051208
Concrete screw JC2-KB-6x50/10 SW13	50	10	40	50	100		9650071308	4061245051215
Concrete screw JC2-KB 6x60/5/20 SW13	60	20	40	50	100		9650071310	4061245051222

Concrete screw JC2-KB plus



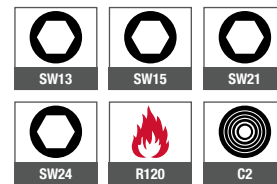
Application range

- > Facade scaffolds
- > Temporary fastenings
- > Contact surfaces
- > Shelves
- > Cable racks
- > Hand rails
- > Battens
- > Formworks

Properties

- > Zinc-plated steel
- > Hexagon head with flange
- > ETA-approved concrete screw for cracked and non-cracked concrete
- > Self-tapping approved screw anchor for push-trough installation
- > No expansion therefore small edge and centre distances possible
- > For dry indoor use
- > Completely removable
- > Reusable according to Z-21.8-2141
- > Two embedment depths

Technical specifications



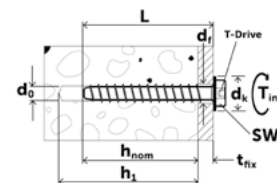
Certifications



Base materials

- Approved for
- > Cracked concrete
 - > Non-cracked concrete

Cross references	page
Cleaning brush	429
Blow-out pump	430
Tool belt	425
Hammer drill SDS plus	407
Cordless hammer drills	398
Cordless impact screwdrivers	395
Socket wrench insert SW11, SW13, SW15	416



Characteristic values						Admissible loads non-cracked concrete C20/25		Admissible loads cracked concrete C20/25		
	Typ	d _f [mm]	Drive [mm]	d ₀ [mm]	h _{of} [mm]	T _{inst} [Nm]	N _{Rec} [kN]	V _{Rec} [kN]	N _{Rec} [kN]	V _{Rec} [kN]
ETA-21/0020 – approval according to EAD 330232-00-0601 (option 1) for single fastening in concrete										
JC2-KB Plus 8	10.8-12.0	SW13	8	39.2/51.9	45	5.7/8.8	10.9*/12.3*	3.1/5.7	10.9*/12.3*	
JC2-KB Plus 10	13.0-14.0	SW15	10	42.5/68.0	85	6.5/13.1	18.2*/20.1*	3.6/9.0	13.6/20.1*	
JC2-KB Plus 14	17.0-18.0	SW21/SW24	14	49.3/91.8	100	7.1/20.0	26.8/37.1*	4.0/14.3	18.7/37.1*	

*Failure case = steel failure



Timber Construction
 Industrial Lightweight Construction
 Solar
 Flat Roofing
 Rear-Ventilated Facades (M+F)
 Anchoring Technology
 Window and Glass Facade Technology
 Interior Work
 Mounting Elements for Attachments
 Machinery, Spare Parts, Tools



Product online



Order description	L [mm]	t _{fix} [mm]	h _{nom} [mm]	h ₁ [mm]	PU [pieces]	Price/100 [EUR]	Article number	EAN
ETA-21/0200 – approval according to EAD 330232-00-0601 (option 1) for single fastening in concrete								
Concrete screw JC2-KB-PLUS-8x55/5 SW13*	55	5	50	60	50		9650071700	4061245074696
Concrete screw JC2-KB-PLUS-8x70/5/20 SW13*	70	5/20	50/65	60/75	50		9650071709	4061245074689
Concrete screw JC2-KB-PLUS-8x80/15/30 SW13*	80	15/30	50/65	60/75	50		9650071715	4061245074672
Concrete screw JC2-KB-PLUS-8x90/25/40 SW13*	90	25/40	50/65	60/75	50		9650071721	4061245074665
Concrete screw JC2-KB-PLUS-8x100/35/50 SW13*	100	35/50	50/65	60/75	50		9650071724	4061245074658
Concrete screw JC2-KB-PLUS-8x120/55/70 SW13*	120	55/70	50/65	60/75	25		9650071730	4061245074641
Concrete screw JC2-KB-PLUS-8x140/75/90 SW13*	140	75/90	50/65	60/75	25		9650071736	4061245074702
Concrete screw JC2-KB-PLUS-10x60/5 SW15*	60	5	55	65	25		9650071744	4061245074719
Concrete screw JC2-KB-PLUS-10x70/15 SW15*	70	15	55	65	25		9650071750	4061245074726
Concrete screw JC2-KB-PLUS-10x80/25 SW15*	80	25	55	65	25		9650071756	4061245074795
Concrete screw JC2-KB-PLUS-10x90/5/35 SW15*	90	5/35	55/85	65/95	25		9650071762	4061245074733
Concrete screw JC2-KB-PLUS-10x100/15/45 SW15*	100	15/45	55/85	65/95	25		9650071765	4061245074740
Concrete screw JC2-KB-PLUS-10x120/35/65 SW15*	120	35/65	55/85	65/95	25		9650071771	4061245074757
Concrete screw JC2-KB-PLUS-10x140/55/85 SW15*	140	55/85	55/85	65/95	25		9650071777	4061245074764
Concrete screw JC2-KB-PLUS-10x160/75/105 SW15*	160	75/105	55/85	65/95	25		9650071783	4061245074771
Concrete screw JC2-KB Plus-14x75/10 SW21	75	10	65	75	20		9650071785	4061245074900
Concrete screw JC2-KB Plus-14x100/35 SW21	100	35	65	75	10		9650071811	4061245074917
Concrete screw JC2-KB Plus-14x130/15/65 SW21	130	15/65	65/115	75/125	10		9650071826	4061245074924
Concrete screw JC2-KB Plus-14x150/35/85 SW21	150	35/85	65/115	75/125	10		9650071839	4061245074931

*Not part of the Z-21.8-2141



Window and Glass Facade Technology

High-quality fastening elements for the production and assembly of windows and doors as well as for use in aluminium/glass facade systems

www.ejot.com/window-and-glass-facade-technology

Product overview

Fasteners for window production

Window screws (steel)

S 4.2xL	350
S/TG 4.2xL	351
Super-E 4.2xL	352
Super-E/TG 4.2xL	353
ATS 4.8xL	354
Super-Jot 4.0xL	355

Transom screws (steel)

Transom screw 5.0xL	356
---------------------	-----

Metric screws (steel)

Metric screw M5xL	357
-------------------	-----

Self-drilling window screws (steel)

FD42 3.9xL	360
FD2 3.9xL	359
FD1 3.9xL	358
FDM1 M4xL	362
FDM2 M4xL	361

Self-drilling shutter screws (steel)

RD 4xL	363
--------	-----

Fasteners for window installation

Coupling screws (steel)

MS 4.8xL	364
----------	-----

Window screws (steel)

E/cyl. 4.2xL	365
--------------	-----

Carrying systems

Carrying strap screw 5.5xL	366
Carrying strap for windows, lockable	367

Frame anchors (steel)

RA-P-7.5xL	368
RA-U-7.5xL	370
SA-H-7.5xL	372
RA-Z-7.5xL	374

Window screw type S



Cross references	page
Bit cross recess H2	412

Application range

- > Fastening of tilt and turn fittings in regular and thin-walled PVC profiles and in steel or GRP inserts
- > Fixing locking plates, strips and bearings

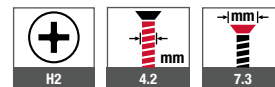
Properties

- > Classic screw for fittings, technically leading, with double-start thread
- > The optimum also in thin-walled profiles
- > High stripping torques and pull-out values in PVC
- > Roll-sorted quality for automated fastening
- > Case-hardened steel
- > EJOSEAL is an inorganic, transparent sealant, to significantly increase the corrosion and heat resistance of fastening elements with zinc or zinc alloy coatings. EJOSEAL does not contain wax and is ideally suitable for direct fastening into plastic.

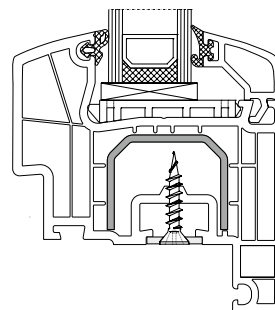
Processing information

- > Can also be fastened in steel, pre-drilling required (see chart)
- > Can also be fastened in GRP, pre-drilling might be required

Technical specifications



Certifications



Product online



Sheet thickness	Pre-drilling diameter
1.5 mm	3.0 mm
2.0 mm	3.2 mm
2.5 mm	3.5 mm

Order description	Length [mm]	PU [pieces]	Price/100 [EUR]	Article number	EAN
EJOSEAL					
Window screw S 4.2x13	13	1000		2225413607	4061245044637
Window screw S 4.2x16	16	1000		2225416607	4061245044644
Window screw S 4.2x20	20	1000		2225420607	4061245044651
Window screw S 4.2x22	22	1000		2225422607	4061245044668
Window screw S 4.2x25	25	1000		2225425607	4061245044675
Window screw S 4.2x30	30	1000		2225430607	4061245044682
Window screw S 4.2x35	35	1000		2225435607	4061245044699
Window screw S 4.2x40	40	1000		2225440607	4061245044705
Window screw S 4.2x45	45	1000		2225445607	4061245044712
Window screw S 4.2x55	55	1000		2225455607	4061245044729

Stainless steel available upon request



Window screw type S/Tg



Cross references	page
Bit cross recess H2	412

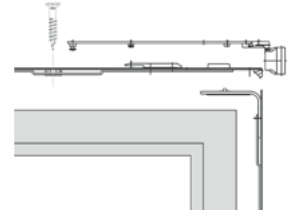
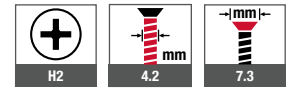
Application range

- > Fixing gear rack and baffle gear

Properties

- > Non-threaded area minimizes the friction at the joint of gear rack/baffle gear
- > Non-threaded area ensures permanent easy opening and closing of the window
- > Case-hardened steel
- > Double-start thread with partial thread
- > EJOSEAL is an inorganic, transparent sealant, to significantly increase the corrosion and heat resistance of fastening elements with zinc or zinc alloy coatings. EJOSEAL does not contain wax and is ideally suitable for direct fastening into plastic.

Technical specifications



Product online



Order description	Length [mm]	PU [pieces]	Price/100 [EUR]	Article number	EAN
EJOSEAL					
Window screw S/Tg 4.2x25	25	1000		2232325607	4061245044743

Window screw type Super-E



Cross references

Bit cross recess H2	page
	412

Application range

- > Fastening of tilt and turn fittings in PVC profiles and in steel or GRP inserts
- > Fixing locking plates, strips and bearings

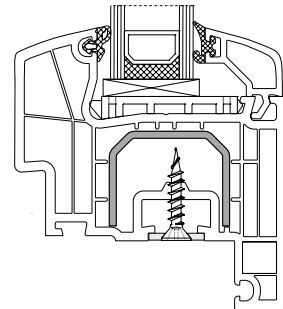
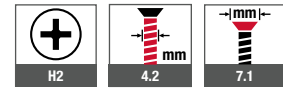
Properties

- > Cost-effective screw for fittings with one-start thread
- > Under-head serrations for increased safety against stripping
- > Slightly curved head for flawless appearance even with bevelled installation
- > Roll-sorted quality for automated fastening
- > Case-hardened steel
- > EJOSEAL is an inorganic, transparent sealant, to significantly increase the corrosion and heat resistance of fastening elements with zinc or zinc alloy coatings. EJOSEAL does not contain wax and is ideally suitable for direct fastening into plastic.

Processing information

- > Can also be fastened in steel, pre-drilling required (see chart)
- > Can also be fastened in GRP, pre-drilling might be required

Technical specifications



Sheet thickness	Pre-drilling diameter
1.5 mm	3.0 mm
2.0 mm	3.0 mm
2.5 mm	3.0 mm

Product online



Order description	Length [mm]	PU [pieces]	Price/100 [EUR]	Article number	EAN
EJOSEAL					
Window screw Super-E 4.2x16	16	1000		2253416607	4061245041438
Window screw Super-E 4.2x20	20	1000		2253420607	4061245041421
Window screw Super-E 4.2x22	22	1000		2253422607	4061245041414
Window screw Super-E 4.2x25	25	1000		2253425607	4061245041407
Window screw Super-E 4.2x28	28	1000		2253428607	4061245041391
Window screw Super-E 4.2x30	30	1000		2253430607	4061245041384
Window screw Super-E 4.2x35	35	1000		2253435607	4061245041377
Window screw Super-E 4.2x40	40	1000		2253440607	4061245041360
Window screw Super-E 4.2x45	45	1000		2253445607	4061245041353
Window screw Super-E 4.2x55	55	1000		2253455607	4061245041346

Window screw type Super-E/Tg



Cross references **page**
Bit cross recess H2 412

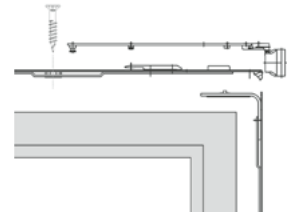
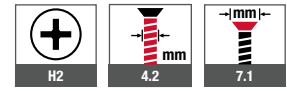
Application range

- > Fixing gear rack and baffle gear
- > For narrow casement profiles

Properties

- > Non-threaded area minimizes the friction at the joint of gear rack/baffle gear
- > Non-threaded area ensures permanent easy opening and closing of the window
- > Under-head serrations for increased safety against stripping
- > Case-hardened steel
- > Single-start thread with partial thread
- > EJOSEAL is an inorganic, transparent sealant, to significantly increase the corrosion and heat resistance of fastening elements with zinc or zinc alloy coatings. EJOSEAL does not contain wax and is ideally suitable for direct fastening into plastic.

Technical specifications



Product online



Order description	Length [mm]	PU [pieces]	Price/100 [EUR]	Article number	EAN
EJOSEAL					
Window screw Super-E/Tg 4.2x22	22	1000		2290336607	4061245041247
Window screw Super-E/Tg 4.2x25	25	1000		2254325607	4061245041339

Window screw type ATS



Cross references	page
Bit cross recess H2	412

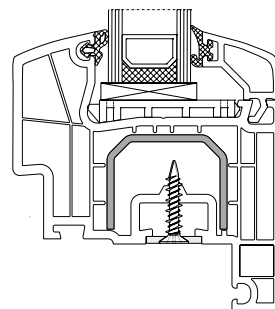
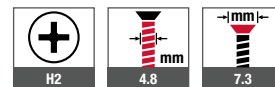
Application range

- > For increased loads
- > For reliable replacement of stripped fitting screws

Properties

- > With DSK point for precise and wobble-free fastening in PVC
- > With HT thread
- > Head diameter identical with fitting screw type S
- > Case-hardened steel
- > EJOSEAL is an inorganic, transparent sealant, to significantly increase the corrosion and heat resistance of fastening elements with zinc or zinc alloy coatings. EJOSEAL does not contain wax and is ideally suitable for direct fastening into plastic.

Technical specifications



Product online



Order description	Length [mm]	PU [pieces]	Price/100 [EUR]	Article number	EAN
EJOSEAL					
Window screw ATS 4.8x25	25	1000		2206425607	4061245041599
Window screw ATS 4.8x30	30	1000		2206430607	4061245041582
Window screw ATS 4.8x38	38	1000		2206438607	4061245041575

Window screw type Super-Jot



Cross references	page
Bit cross recess Z2	412
Bit hexalobular TX 20	413

Application range

- > For fixing tilt and turn fittings in wood
- > Fixing locking plates and bearings etc.

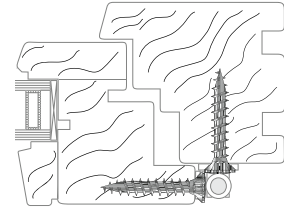
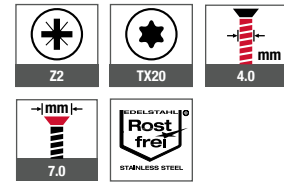
Properties

- > The special thread geometry and the wax coating ensure low installation torques and high stripping or loosening torques
- > Immediate grip in the wood due to the cutting tip
- > Case-hardened steel
- > With special thread, reinforced
- > EJOSEAL is an inorganic, transparent sealant, to significantly increase the corrosion and heat resistance of fastening elements with zinc or zinc alloy coatings.

Note

For use in wood with high tannin content (e.g. oak, beech, larch and impregnated wood) we recommend our stainless steel version. Also note a possible incompatibility with wood preservatives or impregnated timber. In case of doubt, use stainless steel version.

Technical specifications



Recommended edge distance according to Eurocode 5

In Eurocode 5 "Design of timber structures – General rules and rules for buildings" the edge distance of the fixing with or without pre-drilling in timber are specified. For installation depths in hard wood over 25 mm, it is recommended to pre-drill with $\varnothing 3$ mm.

Recommended edge distance according to Eurocode 5 (former DIN 1052)

Pre-drilled	3 x screw diameter d
Without pre-hole	5 x screw diameter d

Product online



Order description	Length [mm]	Drive	PU [pieces]	Price/100 [EUR]	Article number	EAN
EJOSEAL and wax coating						
Window screw type Super-Jot 4.0x25-Z	25	Z2*	1000		2211225608	4061245041568
Window screw type Super-Jot 4.0x30-Z	30	Z2*	1000		2211230608	4061245041544
Window screw type Super-Jot 4.0x35-Z	35	Z2*	1000		2211235608	4061245041537
Window screw type Super-Jot 4.0x40-Z	40	Z2*	1000		2211240608	4061245041520
Window screw type Super-Jot 4.0x45-Z	45	Z2*	1000		2211245608	4061245041506
Window screw type Super-Jot 4.0x50-Z	50	Z2*	1000		2211250608	4061245041490
A2 stainless steel						
Window screw Super-Jot 4.0x30-T20	30	TX20	1000		2211230300	4061245041551
Window screw Super-Jot 4.0x45-T20	45	TX20	1000		2211245300	4061245041513

*Upon request also with TX20 drive

Transom screw



Application range

- > Transom fastening
- > Direct installation into timber and PVC

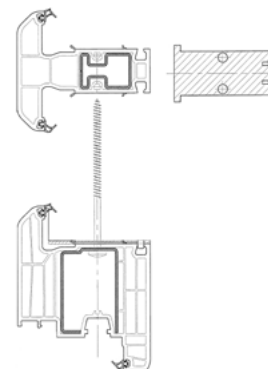
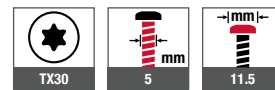
Properties

- > Partial thread
- > Case-hardened steel

Note

Check pre-drilling when installing into hard wood

Technical specifications



Cross references	page
Bit hexalobular TX30	413

Product online



Order description	Length [mm]	PU [pieces]	Price/100 [EUR]	Article number	EAN
zinc-plated, blue passivated					
Transom screw 5.0x80/40	80/40	500		2290120601	4061245041261
Transom screw 5.0x100/55	100/55	500		2290121601	4061245041254

Timber Construction
Industrial Lightweight Construction
Solar
Flat Roofing
Rear-Ventilated Facades (VHF)
Anchoring Technology
Window and Glass Facade Technology
Interior Work
Mounting Elements for Attachments
Machinery, Spare Parts, Tools

Metric screw



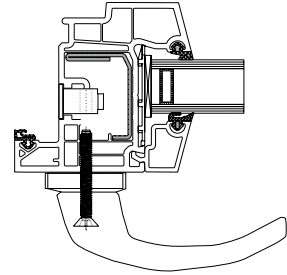
Application range

- > Fastening window handles (window olives)

Properties

- > With dog point
- > Steel quality grade 4.8
- > With metric thread

Technical specifications



Cross references	page
Bit cross recess H2	412

Product online



Order description	Length [mm]	PU [pieces]	Price/100 [EUR]	Article number	EAN
zinc-plated, blue passivated					
Metric screw M5x40	40	500		2237540401	4061245041452
Metric screw M5x48	48	250		2237548401	4061245041445

Self-drilling screw type FD42



Cross references	page
Bit cross recess H2	412

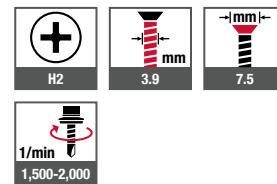
Application range

- > For fixing metal core and fittings to thick-walled and multi-ply PVC profiles and steel or aluminium reinforcements up to 4.0 mm thick

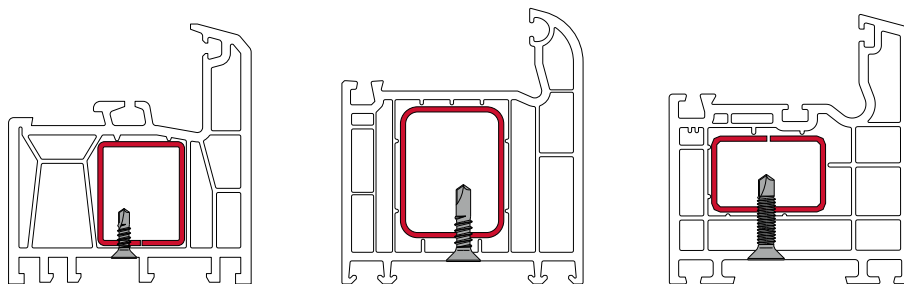
Properties

- > Drilling capacity up to 4.0 mm
- > One type of screw for up to three applications
- > Reduction of application errors
- > Reliable fastening process
- > Roll-sorted quality for automated fastening
- > Case-hardened steel
- > Special thread
- > EJOSEAL is an inorganic, transparent sealant, to significantly increase the corrosion and heat resistance of fastening elements with zinc or zinc alloy coatings. EJOSEAL does not contain wax and is ideally suitable for direct fastening into plastic.

Technical specifications



Application examples
Until now, three different screw types were needed for these applications.



Product online



Order description	Length [mm]	PU [pieces]	Price/100 [EUR]	Article number	EAN
EJOSEAL					
Self-drilling screw FD42 3.9x16	16	1000		7260822607	4061245040615
Self-drilling screw FD42 3.9x19	19	1000		7260823607	4061245044736
Self-drilling screw FD42 3.9x22	22	1000		7260824607	4061245040608
Self-drilling screw FD42 3.9x25	25	1000		7260825607	4061245040592
Self-drilling screw FD42 3.9x30	30	1000		7282823607	4061245045016
Self-drilling screw FD42 3.9x32	32	1000		7260826607	4061245040585
Self-drilling screw FD42 3.9x38	38	1000		7260827607	4061245040578
Self-drilling screw FD42 3.9x45	45	1000		7260828607	4061245040561

Timber Construction
Industrial Lightweight Construction
Solar
Flat Roofing
Rear-Ventilated Facades (VHF)
Anchoring Technology
Window and Glass Facade Technology
Interior Work
Mounting Elements for Attachments
Machinery, Spare Parts, Tools

Self-drilling screw type FD2



Cross references **page**
Bit cross recess H2 412

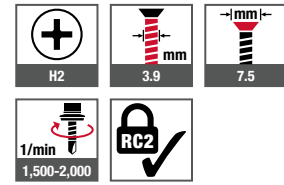
Application range

- > For fixing reinforced steel up to 3.0 mm in PVC windows with tight fitting reinforcement
- > Mounting of fittings

Properties

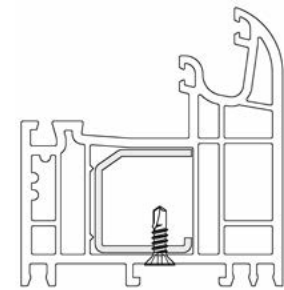
- > Burglar-resistant (RC2)
- > Roll-sorted quality for automated fastening
- > Case-hardened steel
- > EJOSEAL is an inorganic, transparent sealant, to significantly increase the corrosion and heat resistance of fastening elements with zinc or zinc alloy coatings. EJOSEAL does not contain wax and is ideally suitable for direct fastening into plastic.

Technical specifications



Certifications

EPH Dresden
Inspection
document
No. 2614091-02



Product online



Order description	Length [mm]	PU [pieces]	Price/100 [EUR]	Article number	EAN
EJOSEAL					
Self-drilling screw FD2 3.9x13	13	1000		7260621607	4061245045702
Self-drilling screw FD2 3.9x16	16	1000		7260622607	4061245045719
Self-drilling screw FD2 3.9x19	19	1000		7260623607	4061245045726
Self-drilling screw FD2 3.9x22	22	1000		7260624607	4061245045733
Self-drilling screw FD2 3.9x25	25	1000		7260625607	4061245045740
Self-drilling screw FD2 3.9x28	28	1000		7282670607	4061245045757
Self-drilling screw FD2 3.9x32	32	1000		7260626607	4061245045764
Self-drilling screw FD2 3.9x38	38	1000		7260627607	4061245045771
Self-drilling screw FD2 3.9x45	45	1000		7260628607	4061245045788

Self-drilling screw type FD1



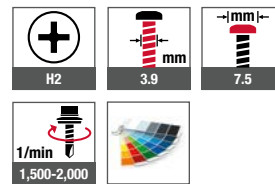
Application range

- > For fixing reinforced steel up to 3.0 mm in PVC windows with tight fitting reinforcement

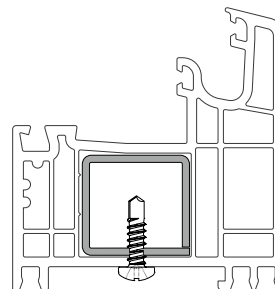
Properties

- > Roll-sorted quality for automated fastening
- > Case-hardened steel

Technical specifications



Cross references	page
Bit cross recess H2	412



Product online



Order description	Length [mm]	PU [pieces]	Price/100 [EUR]	Article number	EAN
zinc-plated, blue passivated					
Self-drilling screw FD1 3.9x9.5	9.5	1000		7260520601	4061245040646
Self-drilling screw FD1 3.9x13	13	1000		7260521601	4061245040639
Self-drilling screw FD1 3.9x16	16	1000		7260522601	4061245040622

Self-drilling screw type FDM2



Cross references	page
Bit cross recess H2	412

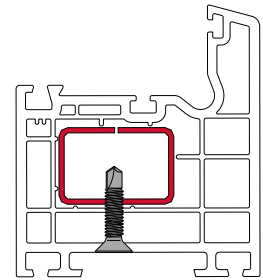
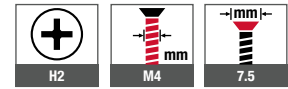
Application range

- > Fixing 1.5–3.5 mm reinforced steel in reinforced or multi-ply PVC windows
- > Mounting of fittings

Properties

- > The fine thread pitch of the metric thread prevents a forced feed in thick-walled PVC or in window profiles with multiple cavities
- > Roll-sorted quality for automated fastening
- > Case-hardened steel
- > With metric thread
- > EJOSEAL is an inorganic, transparent sealant, to significantly increase the corrosion and heat resistance of fastening elements with zinc or zinc alloy coatings. EJOSEAL does not contain wax and is ideally suitable for direct fastening into plastic.

Technical specifications



Product online



Order description	Length [mm]	PU [pieces]	Price/100 [EUR]	Article number	EAN
EJOSEAL					
Self-drilling screw FDM2 M4x13	13	1000		7286601607	4061245045795
Self-drilling screw FDM2 M4x16	16	1000		7286602607	4061245045801
Self-drilling screw FDM2 M4x19	19	1000		7286603607	4061245045818
Self-drilling screw FDM2 M4x22	22	1000		7286604607	4061245045825
Self-drilling screw FDM2 M4x25	25	1000		7286605607	4061245045832
Self-drilling screw FDM2 M4x32	32	1000		7286607607	4061245045849
Self-drilling screw FDM2 M4x38	38	1000		7286608607	4061245045856
Self-drilling screw FDM2 M4x45	45	1000		7286622607	4061245045863

Self-drilling screw type FDM1



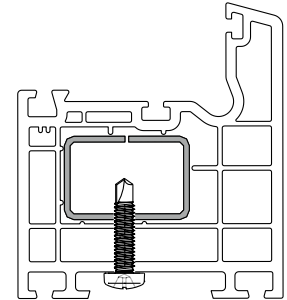
Application range

- > Fixing 1.5–3.5 mm reinforced steel in reinforced or multi-ply PVC windows

Properties

- > The fine thread pitch of the metric thread prevents a forced feed in thick-walled PVC or in window profiles with multiple cavities
- > Roll-sorted quality for automated fastening
- > Case-hardened steel
- > With metric thread
- > EJOSEAL is an inorganic, transparent sealant, to significantly increase the corrosion and heat resistance of fastening elements with zinc or zinc alloy coatings. EJOSEAL does not contain wax and is ideally suitable for direct fastening into plastic.

Technical specifications



Cross references	page
Bit cross recess H2	412

Product online



Order description	Length [mm]	PU [pieces]	Price/100 [EUR]	Article number	EAN
EJOSEAL					
Self-drilling screw FDM1 M4x16	16	1000		7285502607	4061245040479
Self-drilling screw FDM1 M4x19	19	1000		7285503607	4061245040462

Self-drilling shutter screw type RD



Cross references **page**
Bit cross recess H2 412

Application range

- Clamping of
 - > Roller-shutter profiles
 - > Drip sills

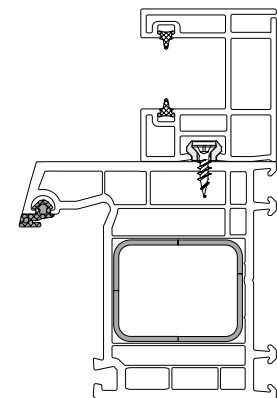
Properties

- > With double-start thread
- > Case-hardened steel

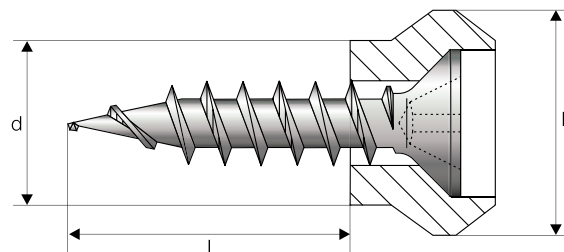
Note

For the exact determination of a self-drilling shutter screw, a detailed drawing of the groove or a sample profile is required due to a large number of profile variants.

Technical specifications



Self-drilling shutter screw	Profile
RD-1	Salamander
RD-2	Rehau, Inoutic, KBE, Aluplast, Deceuninck, Roplasto
RD-3	Trocal, Stöckel
RD-4	Kömmerling, Gealan, Roplasto
RD-5	Hocoplast, Aluplast
RD-6	Veka



Product online



Order description	D [mm]	d [mm]	L [mm]	PU [pieces]	Price/100 [EUR]	Article number	EAN
Self-drilling shutter screw RD-1 4.2x9 full steel	9.5	6.8	9.0	1000		2289021601	4061245081946
Self-drilling shutter screw type RD-1 4.2x9 yellow	9.5	6.8	9.0	1000		2289121602	4061245041322
Self-drilling shutter screw RD-2 4.2x13 full steel	10.5	7.4	13.0	1000		2289022601	4061245081946
Self-drilling shutter screw type RD-2 4.2x13 red	10.5	7.4	13.0	1000		2289122602	4061245041315
Self-drilling shutter screw type RD-3 4.2x12 white	12.0	8.4	12.0	1000		2289123602	4061245041308
Self-drilling shutter screw RD-4 4.2x10 full steel	11.0	8.6	10.0	1000		2289024601	4061245081953
Self-drilling shutter screw type RD-4 4.2x10 blue	11.0	8.6	10.0	1000		2289124602	4061245041292
Self-drilling shutter screw RD-5 4.2x13 full steel	11.0	8.4	13.0	1000		2289025601	4061245081960
Self-drilling shutter screw type RD-5 4.2x12 green	11.0	8.4	12.0	1000		2289125602	4061245041285
Self-drilling shutter screw type RD-6 4.2x12 yellow	9.5	6.8	12.0	1000		2289126602	4061245041278

Order information: Further versions upon request.

Coupling screw MS



Application range

- > Coupling of window and door profiles with reinforced steel

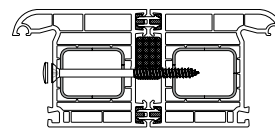
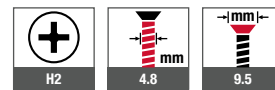
Properties

- > Case-hardened steel
- > Including white RAL 9010 push-on caps

Installation process

- > Pre-drill component 1 with min. 5 to max. 6 mm
- > Pre-drill component 2 with 4 mm
- > Position on the already mounted element and align
- > Then fasten with EJOT coupling screw type MS

Technical specifications



Component 1 Component 2

Cross references	page
Bit cross recess H2	412

Product online



Order description	Length [mm]	PU [pieces]	Price/100 [EUR]	Article number	EAN
zinc-plated, blue passivated					
Coupling screw MS 4.8x55	55	100		2200555601	4061245041636
Coupling screw MS 4.8x65	65	100		2200565601	4061245041629
Coupling screw MS 4.8x80	80	100		2200580601	4061245041612
Coupling screw MS 4.8x95	95	100		2200595601	4061245041605
Order information: Including white RAL 9010 push-on caps					

Timber Construction
Industrial Lightweight Construction
Solar
Flat Roofing
Rear-Ventilated Facades (VHF)
Anchoring Technology
Window and Glass Facade Technology
Interior Work
Mounting Elements for Attachments
Machinery, Spare Parts, Tools

Window screw type E/Zyl.



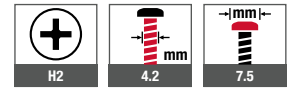
Application range

- > Fixing of, for example, top shutter boxes and sheathing

Properties

- > Case-hardened steel
- > With single-start thread

Technical specifications



Cross references	page
Bit cross recess H2	412

Product online



Order description	Length [mm]	PU [pieces]	Price/100 [EUR]	Article number	EAN
zinc-plated, blue passivated					
Window screw type E/Zyl. 4.2x16	16	1000		2234416601	4061245041483
Window screw type E/Zyl. 4.2x30	30	1000		2234430601	4061245041476
Window screw type E/Zyl. 4.2x55	55	1000		2234455601	4061245041469

Carrying strap screw



Application range

- > Use in combination with EJOT window carrying strap

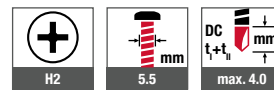
Properties

- > Case-hardened steel

Note

After fastening the EJOT carrying strap screw, the grommet of the EJOT carrying strap is hooked over the head of the screw.

Technical specifications



Cross references	page
Bit cross recess H2	412
Carrying strap for windows	367

Product online



Order description	Length [mm]	PU [pieces]	Price/100 [EUR]	Article number	EAN
zinc-plated, blue passivated					
Carrying strap screw 5.5x22.5	22.5	500		7284062601	4061245040493

Carrying strap for windows

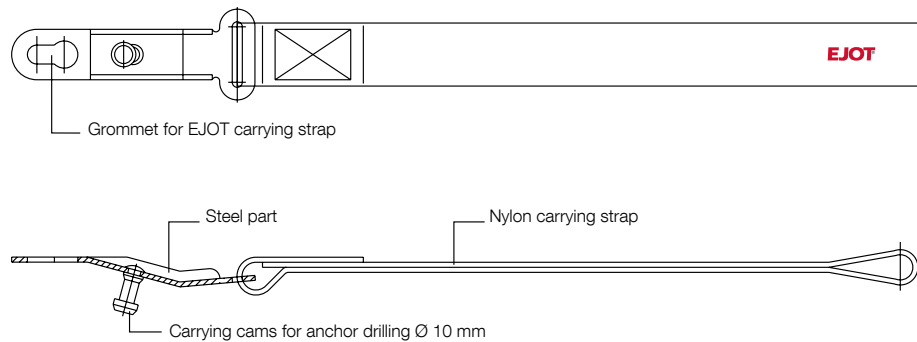


Application range

- > For carrying window elements
- > Can also be used in combination with EJOT window carrying strap screw
- > Carrying cams of the EJOT carrying strap are inserted into the anchor hole \varnothing 10 mm
- > Grommet is placed on the EJOT carrying strap screw
- > Fastening in the anchor hole \varnothing 10 mm

Properties

- > Bearing load of carrying cams with anchor hole 10 mm max. 80 kg
- > Bearing load with carrying strap screw max. 320 kg
- > Nylon carrying strap



Cross references	page
Carrying strap screw	366

Product online



Order description	Length [mm]	PU [pieces]	Price/1 [EUR]	Article number	EAN
Carrying strap for windows, lockable	360	1		9000060086	4061245046808

Frame anchor type RA-P



Cross references	page
Bit hexalobular TX30	413
Hammer drill SDS plus®	407
Precision drill bit HSS	404

Application range

- > Direct fastening of plastic windows in masonry and concrete, without any anchors
- > Efficient spaced fixing of windows and doors
- > Installation according to the RAL quality association guidelines for windows and doors

Properties

- > Burglar-resistant (RC2), tested on steel-free plastic windows
- > Tested as fastening element according to the ETB guidelines "Building components which protect against falling from heights"
- > Reduced forming moulding and exact fit due to perfect thread geometry
- > Fast installation, reliable anchoring
- > Including white RAL 9010 push-on caps
- > Case-hardened steel
- > In the case of steel-reinforced windows, it is possible to dispense with pressure-resistant backing at the sides

Installation process

- > Drill Ø 6.2 mm frame holes, in-plant or on site, spacing acc. to RAL quality assessment
- > Align frame thoroughly in masonry opening
- > Drill holes into stone, for Ø refer to table, drill hole depth = installation depth + 10 mm
- > Fasten the EJOT frame anchors
- > Push on cap if necessary

Edge distances

It is a special benefit of the EJOT frame anchors that they have virtually no expansion. Therefore, significantly smaller edge distances are possible than with conventional anchors. Please note the information given by the wall material manufacturer. Without specification given by the wall material manufacturer, we recommend a minimum edge distance of 50 mm for the EJOT frame anchors.

Note

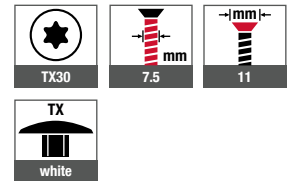
For the installation of burglar-resistant or anti-fall devices, special assembly instructions apply!

www.ejot.com/window-and-glass-facade-technology

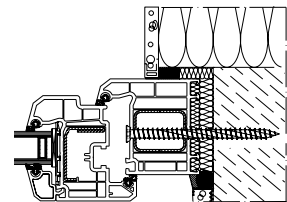
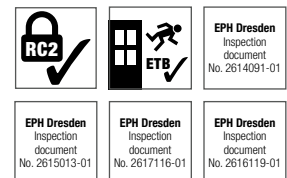
Applications



Technical specifications



Certifications



Building materials	Installation depth ≥ [mm]	Building materials	Pre-drilling diameter [mm]	Drilling method
Concrete	30	Steel, t = 2 mm	6.2	Rotary drilling
Sand-lime brick, solid brick	40	Steel, t = 4 mm	6.5	Rotary drilling
Vertically perforated brick, lightweight concrete, pumice, aerated concrete	60	Concrete ≥ C12/15, Solid sand-lime brick, solid brick	6.0	Hammer drilling
Soft wood	60	Perforated sand-lime brick, Hollow block, hard wood	6.0	Rotary drilling
Hard wood	40	Vertically perforated brick ≥ Plan T12	5.0	Rotary drilling
		Aerated concrete ≥ PP4	omitted	omitted

Product online



Order description	Length [mm]	PU [pieces]	Price/100 [EUR]	Article number	EAN
zinc-plated, blue passivated					
Frame anchor type RA-P-7.5x40	40	100		2231040601	4061245013060
Frame anchor type RA-P-7.5x60	60	100		2231060601	4061245013053
Frame anchor type RA-P-7.5x70	70	100		2231070601	4061245013046
Frame anchor type RA-P-7.5x80	80	100		2231080601	4061245013039
Frame anchor type RA-P-7.5x90	90	100		2231090601	4061245013022
Frame anchor type RA-P-7.5x100	100	100		2231100601	4061245013015
Frame anchor type RA-P-7.5x120	120	100		2231120601	4061245013008
Frame anchor type RA-P-7.5x135	135	100		2231135601	4061245012995
Frame anchor type RA-P-7.5x150	150	100		2231150601	4061245012988
Frame anchor type RA-P-7.5x180	180	100		2231180601	4061245012971
Frame anchor type RA-P-7.5x210	210	100		2231210601	4061245012964
Frame anchor type RA-P-7.5x250	250	50		2231250601	4061245012957
Frame anchor type RA-P-7.5x300	300	50		2231300601	4061245012940
Other colours for cover caps available on request					

Frame anchor type RA-U



Cross references	page
Bit hexalobular TX30	413
Hammer drill SDS plus®	407
Precision drill bit HSS	404

Application range

- > Direct fastening of plastic and wooden windows in masonry and concrete, without any anchors
- > Efficient spaced fixing of windows and doors
- > Installation according to the RAL quality association guidelines for windows and doors

Properties

- > Burglar-resistant (RC2), tested on steel-free plastic windows
- > Reduced forming moulding and exact fit due to perfect thread geometry
- > Fast installation, reliable anchoring
- > Including white RAL 9010 push-on caps
- > All-purpose for various window materials
- > Case-hardened steel
- > In the case of steel-reinforced windows, it is possible to dispense with pressure-resistant backing at the sides

Installation process

- > Drill \varnothing 6.2 mm frame holes, in-plant or on site, spacing acc. to RAL quality assessment
- > Align frame thoroughly in masonry opening
- > Drill holes into stone, for \varnothing refer to table, drill hole depth = installation depth + 10 mm
- > Fasten the EJOT frame anchors
- > Push on cap if necessary

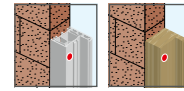
Edge distances

It is a special benefit of the EJOT frame anchors that they have virtually no expansion. Therefore, significantly smaller edge distances are possible than with conventional anchors. Please note the information given by the wall material manufacturer. Without specification given by the wall material manufacturer, we recommend a minimum edge distance of 50 mm for the EJOT frame anchors.

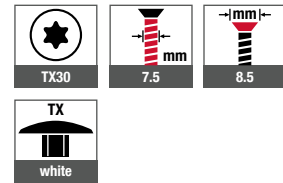
Note

For the installation of burglar-resistant or anti-fall devices, special assembly instructions apply!
www.ejot.com/window-and-glass-facade-technology

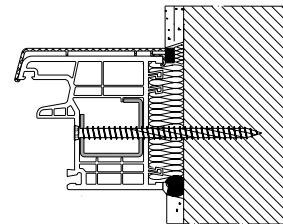
Applications



Technical specifications



Certifications



Building materials	Installation depth ≥ [mm]	Building materials	Pre-drilling diameter [mm]	Drilling method
Concrete	30	Steel, t = 2 mm	6.2	Rotary drilling
Sand-lime brick, solid brick	40	Steel, t = 4 mm	6.5	Rotary drilling
Vertically perforated brick, lightweight concrete, pumice, aerated concrete	60	Concrete ≥ C12/15, Solid sand-lime brick, solid brick	6.0	Hammer drilling
Soft wood	60	Perforated sand-lime brick, Hollow block, hard wood	6.0	Rotary drilling
Hard wood	40	Vertically perforated brick ≥ Plan T12	5.0	Rotary drilling
		Aerated concrete ≥ PP4	omitted	omitted

Product online



Order description	Length [mm]	PU [pieces]	Price/100 [EUR]	Article number	EAN
zinc-plated, blue passivated					
Frame anchor type RA-U-7.5x40	40	100		2261040601	4061245012865
Frame anchor type RA-U-7.5x60	60	100		2261060601	4061245012858
Frame anchor type RA-U-7.5x70	70	100		2261070601	4061245012841
Frame anchor type RA-U-7.5x80	80	100		2261080601	4061245012834
Frame anchor type RA-U-7.5x100	100	100		2261100601	4061245012827
Frame anchor type RA-U-7.5x120	120	100		2261120601	4061245012810
Frame anchor type RA-U-7.5x135	135	100		2261135601	4061245012803
Frame anchor type RA-U-7.5x150	150	100		2261150601	4061245012797
Frame anchor type RA-U-7.5x180	180	100		2261180601	4061245012780
Frame anchor type RA-U-7.5x210	210	100		2261210601	4061245012773
Other colours for cover caps available on request					

Frame anchor type SA-H



Cross references	page
Bit hexalobular TX25	413
Hammer drill SDS plus®	407
Precision drill bit HSS	404

Application range

- > Direct fastening of wooden or aluminum-wood windows in masonry and concrete, without any anchors
- > Efficient spaced fixing of windows and doors
- > Installation according to the RAL quality association guidelines for windows and doors

Properties

- > Burglar-resistant (RC2)
- > Reduced forming moulding and exact fit due to perfect thread geometry
- > Fast installation, reliable anchoring
- > Slim head pulls into the wooden outer frame flush with the surface
- > Case-hardened steel

Installation process

- > Drill Ø 6.2 mm frame holes, in-plant or on site, spacing acc. to RAL quality assessment
- > Align frame thoroughly in masonry opening
- > Drill holes into stone, for Ø refer to table, drill hole depth = installation depth + 10 mm
- > Fasten the EJOT frame anchors

Edge distances

It is a special benefit of the EJOT frame anchors that they have virtually no expansion. Therefore, significantly smaller edge distances are possible than with conventional anchors. Please note the information given by the wall material manufacturer. Without specification given by the wall material manufacturer, we recommend a minimum edge distance of 50 mm for the EJOT frame anchors.

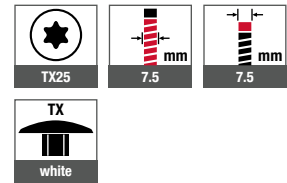
Note

For the installation of burglar-resistant or anti-fall devices, special assembly instructions apply!
www.ejot.com/window-and-glass-facade-technology

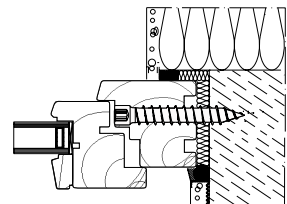
Applications



Technical specifications



Certifications



Building materials	Installation depth ≥ [mm]
Concrete	30
Sand-lime brick, solid brick	40
Vertically perforated brick, lightweight concrete, pumice, aerated concrete	60
Soft wood	60
Hard wood	40

Building materials	Pre-drilling diameter [mm]	Drilling method
Steel, t = 2 mm	6.2	Rotary drilling
Steel, t = 4 mm	6.5	Rotary drilling
Concrete ≥ C12/15, Solid sand-lime brick, solid brick	6.0	Hammer drilling
Perforated sand-lime brick, Hollow block, hard wood	6.0	Rotary drilling
Vertically perforated brick ≥ Plan T12	5.0	Rotary drilling
Aerated concrete ≥ PP4	omitted	omitted

Product online



Order description	Length [mm]	PU [pieces]	Price/100 [EUR]	Article number	EAN
zinc-plated, blue passivated					
Frame anchor type SA-H-7.5x60	60	100		2249060601	4061245012933
Frame anchor type SA-H-7.5x80	80	100		2249080601	4061245012926
Frame anchor type SA-H-7.5x100	100	100		2249100601	4061245012919
Frame anchor type SA-H-7.5x120	120	100		2249120601	4061245012902
Frame anchor type SA-H-7.5x135	135	100		2249135601	4061245012896
Frame anchor type SA-H-7.5x150	150	100		2249150601	4061245012889
Frame anchor type SA-H-7.5x180	180	100		2249180601	4061245012872
Frame anchor type SA-H-7.5x250	250	50		2249250601	4061245081977
Frame anchor type SA-H-7.5x300	300	50		2249300601	4061245081984
Other colours for cover caps available on request					

Frame anchor type RA-Z



Cross references	page
Bit hexalobular TX30	413
Hammer drill SDS plus®	407
Precision drill bit HSS	404

Application range

- > Direct fastening of plastic and wooden windows in masonry and concrete, without any anchors
- > Especially suited for PVC outer frame without reinforcing steel rods
- > Efficient spaced fixing of windows and doors
- > Installation according to the RAL quality association guidelines for windows and doors

Properties

- > Sleek and broad supported head (Ø 12 mm)
- > Burglar-resistant (RC2), tested on steel-free plastic windows
- > Tested as fastening element according to the ETB guidelines "Building components which protect against falling from heights"
- > Reduced forming moulding and exact fit due to perfect thread geometry
- > Fast installation, reliable anchoring
- > Case-hardened steel
- > In the case of steel-reinforced windows, it is possible to dispense with pressure-resistant backing at the sides

Installation process

- > Drill Ø 6.2 mm frame holes, in-plant or on site, spacing acc. to RAL quality assessment
- > Align frame thoroughly in masonry opening
- > Drill holes into stone, for Ø refer to table, drill hole depth = installation depth + 10 mm
- > Fasten the EJOT frame anchors

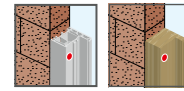
Edge distances

It is a special benefit of the EJOT frame anchors that they have virtually no expansion. Therefore, significantly smaller edge distances are possible than with conventional anchors. Please note the information given by the wall material manufacturer. Without specification given by the wall material manufacturer, we recommend a minimum edge distance of 50 mm.

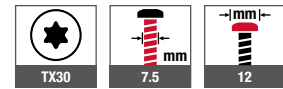
Note

For the installation of burglar-resistant or anti-fall devices, special assembly instructions apply!
www.ejot.com/window-and-glass-facade-technology

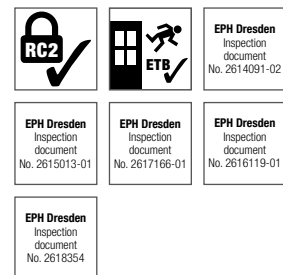
Applications



Technical specifications



Certifications



Building materials	Installation depth ≥ [mm]	Building materials	Pre-drilling diameter [mm]	Drilling method
Concrete	30	Steel, t = 2 mm	6.2	Rotary drilling
Sand-lime brick, solid brick	40	Steel, t = 4 mm	6.5	Rotary drilling
Vertically perforated brick, lightweight concrete, pumice, aerated concrete	60	Concrete ≥ C12/15, Solid sand-lime brick, solid brick	6.0	Hammer drilling
Soft wood	60	Perforated sand-lime brick, Hollow block, hard wood	6.0	Rotary drilling
Hard wood	40	Vertically perforated brick ≥ Plan T12	5.0	Rotary drilling
		Aerated concrete ≥ PP4	omitted	omitted

Product online



Order description	Length [mm]	PU [pieces]	Price/100 [EUR]	Article number	EAN
zinc-plated, blue passivated					
Frame anchor RA-Z-7.5x40	40	100		2271040601	4061245073149
Frame anchor RA-Z-7.5x60	60	100		2271060601	4061245073156
Frame anchor RA-Z-7.5x80	80	100		2271080601	4061245073163
Frame anchor RA-Z-7.5x100	100	100		2271100601	4061245073170
Frame anchor RA-Z-7.5x120	120	100		2271120601	4061245012766
Frame anchor RA-Z-7.5x150	150	100		2271150601	4061245012759
Frame anchor RA-Z-7.5x180	180	100		2271180601	4061245012742
Frame anchor RA-Z-7.5x210	210	100		2271210601	4061245012735
Frame anchor RA-Z-7.5x250	250	50		2271250601	4061245012728
Frame anchor RA-Z-7.5x300	300	50		2271300601	4061245012711
Frame anchor RA-Z-7.5x350	350	50		2271350601	4061245075815
Frame anchor RA-Z-7.5x400	400	50		2271400601	4061245075822



Interior Work

Special products for fixing chipboards and for fastening attachments in plasterboard, masonry or concrete

www.ejot.com/interior-work

Product overview

EJOFAST® self-drilling screws

JF2 (steel)

JF2-2-4.2xL 378

Ceiling nails

Steel

T-DN 6-35 379

All wall plugs

Plastics

Gripper 380

Spacers

Plastics

AS 381

Fasteners for ceiling insulation

Insulation screw for direct installation into concrete (steel)

DDS-7.3xL white 382

DDS-7.3xL beige 382

Ceiling insulation washer (steel)

DDT 70 mill finish 383

EJOFAST® self-drilling screw JF2-2-4.2

EJOFAST



Application range

- > For the efficient fixing of steel air ducts

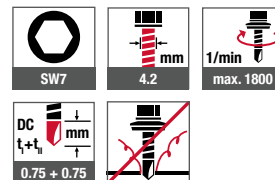
Properties

- > Case-hardened steel, protected against corrosion
- > Reduced swarf fastening
- > No cleaning of the ventilation ducts from drilling chips
- > Non-skid application

Applications



Technical specifications



Cross references	page
Socket wrench insert SW8	416
Cordless screwdriver ASCS 6.3	393

Certifications



Product online



Order description	Length [mm]	Clamping thickness [mm]	PU [pieces]	Price/100 [EUR]	Article number	EAN
JF2-2-4.2x13	13	0-5	1000		7381300609	4061245014227
JF2-2-4.2x16	16	0-8	1000		7381600609	4061245014210

Timber Construction
Industrial Lightweight Construction
Solar
Flat Roofing
Rear-Ventilated Facades (V+V)
Anchoring Technology
Window and Glass Facade Technology
Interior Work
Mounting Elements for Attachments
Machinery, Spare Parts, Tools

Ceiling nail



Cross references	page
Hammer drill SDS plus	407
Cordless hammer drill	398

Application range

- > For use as a multiple fastener of non-supporting systems in concrete
- > Approved for concrete strengths from C20/25 to C50/60

Properties

- > Steel, galvanized zinc-plated
- > High load-bearing capacity in cracked and non-cracked concrete
- > Small drill holes
- > Fast and reliable installation

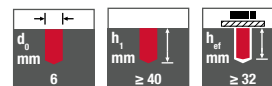
Characteristic values without fire exposure

Drill hole diameter d_0	6 mm
Drill hole depth $\geq h_1$	40 mm
Embedment depth $\geq h_{ef}$	32 mm
Min. component thickness h_{min}	80 mm
Edge distance c_{min}	150 mm
Centre distance s_{min}	200 mm
Max. attached part thickness t_{fix}	5 mm

Applications



Technical specifications



Certifications



ETA-06/0259

Product online



Order description	Length [mm]	PU [pieces]	Price/100 [EUR]	Article number	EAN
T-DN 6-35 ceiling nail	35	100		9700050035	4061245010236

GRIPPER all wall plug



Cross references	page
Hammer drill SDS plus®	407
Cordless screwdriver ASCS 6.3	393

Application range

- > For pre-positioned installation in boards, cavity and solid walls as well as in any other construction material

Application examples

- > Hand rails
- > Wall attachment of cabinets
- > Ceiling lights
- > Storage racks
- > Bookcases
- > Mounting televisions
- > Radiators
- > Wash basins
- > Urinals
- > Electrical installations
- > Attachment of HVAC and sanitary equipment
- > Attachment of sanitary equipment

Properties

- > Plug made of thermoplastic elastomer - the material adapts to the surface of the drill hole, while the non-slip GripEdge surface and the screws ensure secure mechanical embedment
- > GRIPPER surpasses normal plugs in its power of resistance against long-term stress, wear, weather conditions, moisture and storage
- > Can be used with all common types and diameters of screws
- > The special collar keeps the plug at the optimal installation depth and also remains covered by the screw head

Appropriate screws	Diameter [mm]	Length [mm]
GRIPPER 6	4 – 5.5	32 + t _{fix}
GRIPPER 8	4.5 – 6	38 + t _{fix}
GRIPPER 10	4.5 – 7	45 + t _{fix}

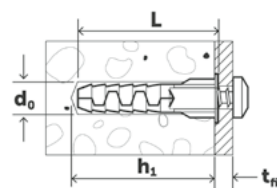
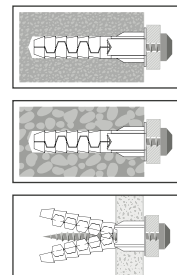
Applications



Base materials

- Suitable for
- > Aerated concrete block
 - > Plasterboard
 - > High-strength plasterboard
 - > Hollow light expanded clay aggregate block
 - > Pre-stressed hollow core slab
 - > Natural stone
 - > Non-cracked concrete
 - > Vertically perforated brick
 - > Perforated sand-lime brick
 - > Solid clay brick
 - > Solid light expanded clay aggregate block
 - > Solid sand-lime brick

Applications



Product online



Order description	L [mm]	d ₀ [mm]	h ₁ ≥ [mm]	t _{sheet, min} [mm]	PU [pieces]	Price/100 [EUR]	Article number	EAN
Gripper 6 all wall plug	32	6	38	8	100		9650075232	4061245003146
Gripper 8 all wall plug	38	8	44	12	50		9650075234	4061245003139
Gripper 10 all wall plug	45	10	50	12	50		9650075236	4061245003122

Timber Construction
Industrial Lightweight Construction
Solar
Flat Roofing
Rear-Ventilated Facades (V+F)
Anchoring Technology
Window and Glass Facade Technology
Interior Work
Mounting Elements for Attachments
Machinery, Spare Parts, Tools

AS spacer



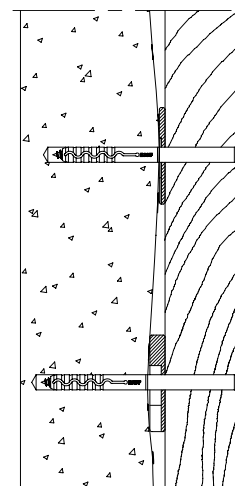
Cross references	page
Facade anchor	298
Nail anchor ND-K	316

Application range

- > To compensate for tolerances on wall and roof

Properties

- > Plastics
- > All-purpose for anchor diameters of 6/8/10 mm
- > Easy installation through clipping-on from the side
- > Variable combinations



Product online



Order description	Width [mm]	Height [mm]	Thickness [mm]	PU [pieces]	Price/100 [EUR]	Article number	EAN
AS-3	50	50	3	100		8600725700	7612336001557
AS-5	50	50	5	100		8601189710	4039161005278
AS-8	50	50	8	100		8601233720	4039161005292
AS-10	50	50	10	100		8601232750	4039161005308
AS-15	50	50	15	100		8601187730	4039161005315

Insulation screw for direct installation into concrete DDS



Application range

- > For fastening ceiling insulation and acoustic insulation into concrete substrates
- > Particularly suitable for multi-layer boards with magnesite- or cement-bonded wood wool
- > Top layer with EPS or mineral wool core

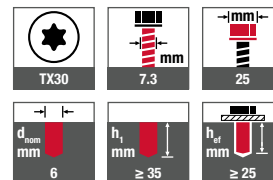
Properties

- > Easy installation: drill, fasten, done!
- > Small embedment depth
- > Injection-moulded screw heads with wood wool structure in beige or white for visually unobtrusive fastening

Applications



Technical specifications



Certifications



Cross references	page
Ceiling insulating washer DDT	383
Bit hexalobular TX30	413
Cordless hammer drills	398
Hammer drill SDS plus®	407



Product online



Order description	Length [mm]	PU [pieces]	Price/100 [EUR]	Article number	EAN
Colour white					
EJOT DDS 7.3x75 white	75	100		8419075740	4039161005407
EJOT DDS 7.3x85 white	85	100		8419085740	4039161005414
EJOT DDS 7.3x100 white	100	100		8419100740	4039161005421
EJOT DDS 7.3x125 white	125	100		8419125740	4039161005438
EJOT DDS 7.3x150 white	150	100		8419150740	4039161005452
EJOT DDS 7.3x175 white	175	100		8419175740	4039161005469
Colour beige					
EJOT DDS 7.3x75 beige	75	100		8419075780	7612336177962
EJOT DDS 7.3x85 beige	85	100		8419085780	7612336177979
EJOT DDS 7.3x100 beige	100	100		8419100780	7612336177986
EJOT DDS 7.3x125 beige	125	100		8419125780	7612336001410
EJOT DDS 7.3x150 beige	150	100		8419150780	7612336177993
EJOT DDS 7.3x175 beige	175	100		8419175780	7612336178006

Further lengths available upon request



Ceiling insulating washer DDT



Application range

- > In combination with EJOT DDS insulation screw for direct assembly into concrete to increase the washer diameter for soft insulation materials

Applications



Technical specifications



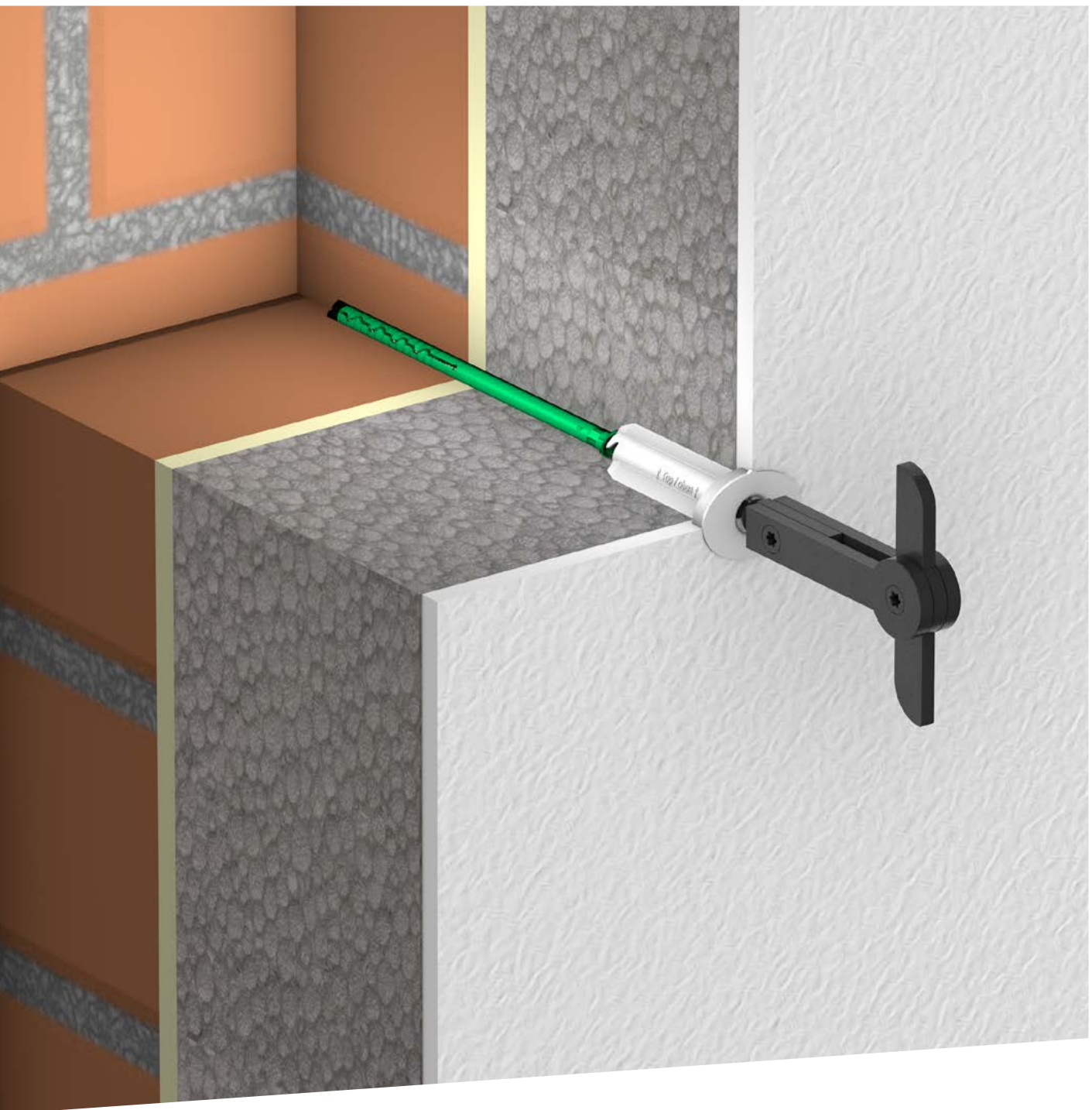
Product online



Cross references page

Insulation screw for direct installation into concrete DDS 382

Order description	PU [pieces]	Price/100 [EUR]	Article number	EAN
EJOT DDT 70 mill finish	500		8721070700	4039161006978



Mounting Elements for Attachments

Fastening solutions for the subsequent fastening of attachments to ETICS facades

www.ejot.com/etics-mounting-elements

Product overview

Anchor Iso-Dart
Plastics/steel

Iso-Dart

386

Timber Construction

Industrial Lightweight Construction

Solar

Flat Roofing

Rear-Ventilated Facades (VHF)

Anchoring Technology

Window and Glass Facade Technology

Interior Work

Mounting Elements for Attachments

Machinery, Spare Parts, Tools

Iso-Dart



Cross references	page
Hammer drill SDS plus®	407
Cordless hammer drills	398
Bit hexalobular TX30	413



Application range

For retrofitting of light to medium-heavy attachments to ETICS facades made of EPS, mineral wool and mineral foam, such as:

- > Downpipe brackets
- > Folding shutter latches
- > Signs and billboards
- > Lamps

Properties

- > Installation bush made of glass-fibre-reinforced plastic including a high-quality EPDM sealing washer and an EJOT facade anchor (Ø 8 mm)
- > Attachments are fastened with common hanger bolts or coarse thread screws
- > Common assembly tool
- > Recommended service load for each fixing point max. 15 kg

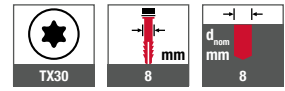
Benefits

- > High load-bearing capacity through load extension into the substrate
- > Reduced thermal transmission by thermal decoupling – Chi value 0.002 W/K according to TR 025
- > Waterproofing against the plaster shell with high-quality EPDM seal - Inspection of the resistance to driving rain in accordance with DIN EN 12155
- > Easy and quick installation

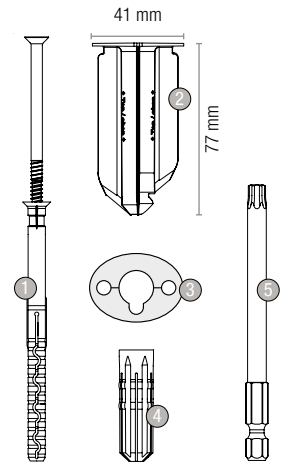
Technical specifications

Processing in installation bush	
Coarse thread screws	Ø 9 mm
Hanger bolts	Ø 9 mm, M10
Minimum installation depth	40 mm
Processing in installation bush + reduction insert	
Coarse thread screws	Ø 4 mm / Ø 5 mm
Minimum installation depth	35 mm

Technical specifications



Certifications



Included in delivery

- 10 EJOT facade anchors (1)
- 10 installation bushes (2)
- 10 seals (3)
- 10 reduction inserts (4)
- 1 installation bit (5)

Recommended service loads

Substrate	Raw density class ρ [kg/dm ³]	Minimum compressive strength f_b [N/mm ²]	Axial tensile strength ¹⁾ [kN]	Shear resistance [kN]
Concrete \geq C12/15	-	-	0.30	0.15
Solid clay brick	\geq 1.8	12	0.30	0.15
Solid sand-lime brick	\geq 1.8	12	0.30	0.15
Lightweight concrete brick	\geq 0.5	4	0.25	0.15
Vertically perforated brick	\geq 0.9	12	0.25	0.15
Perforated sand-lime brick	\geq 1.6	12	0.25	0.15
Lightweight concrete hollow blocks	\geq 0.5	2	0.15	0.15
Aerated concrete	\geq 0.5	4	0.20	0.15
Chipboards and OSB, $d \geq$ 18 mm	-	-	0.20	0.10
Solid construction timber (KVH), $d \geq$ 60 mm	-	-	0.30	0.15

Details apply for the shear force transmission immediately after the bush. ¹⁾When using the reduction insert the axial force is limited to max. 0.2 kN.

Timber Construction
 Industrial Lightweight Construction
 Solar
 Flat Roofing
 Rear-Ventilated Facades (V+V)
 Anchoring Technology
 Window and Glass Facade Technology
 Interior Work
 Mounting Elements for Attachments
 Machinery, Spare Parts, Tools

Application matrix

Insulation thickness [mm]	Concrete and masonry ¹⁾	Solid wood ²⁾	Timber composite plates ²⁾ (OSB, chipboard d≥18 mm)
80	EJOT Iso-Dart 80	–	–
100	EJOT Iso-Dart 100	–	–
120	EJOT Iso-Dart 120	EJOT Iso-Dart 100	EJOT Iso-Dart 80
140	EJOT Iso-Dart 140	EJOT Iso-Dart 120	EJOT Iso-Dart 100
160	EJOT Iso-Dart 160	EJOT Iso-Dart 140	EJOT Iso-Dart 120
180	EJOT Iso-Dart 180	EJOT Iso-Dart 160	EJOT Iso-Dart 140
200	EJOT Iso-Dart 200	EJOT Iso-Dart 180	EJOT Iso-Dart 160
220	EJOT Iso-Dart 220	EJOT Iso-Dart 200	EJOT Iso-Dart 180
240	EJOT Iso-Dart 240	EJOT Iso-Dart 220	EJOT Iso-Dart 200
260	EJOT Iso-Dart 260	EJOT Iso-Dart 240	EJOT Iso-Dart 220
280	EJOT Iso-Dart 280	EJOT Iso-Dart 260	EJOT Iso-Dart 240
300	–	EJOT Iso-Dart 280	EJOT Iso-Dart 260
320	–	–	EJOT Iso-Dart 280

¹⁾ Tolerance compensation up to 30 mm. ²⁾ Using the screw without anchor sleeve – only pre-drill up to the substrate

Product online




Order description	PU [pieces]	Price/1 [EUR]	Article number	EAN
EJOT Iso-Dart 140	10		8500140440	4039161012801
EJOT Iso-Dart 160	10		8500160440	4039161012818
EJOT Iso-Dart 180	10		8500180440	4039161012825
EJOT Iso-Dart 200	10		8500200440	4039161012832
EJOT Iso-Dart 220	10		8500220440	4039161012849
EJOT Iso-Dart 240	10		8500240440	4039161012856

Order information: Product not available in the online shop.

Further lengths available upon request





Machinery Spare Parts Tools



Machinery, Spare Parts, Tools

Product overview

Machinery

Powder-actuated fastening tools

P560 392

Cordless screwdrivers

ASCS 6.3 Select 393

ASCM 18 QM Select 394

Cordless impact screwdrivers

ASCD 18-300 W2 Select 395

Cordless nibblers

ABLK 18 1.6 E Select 396

Cordless slitting shears

ABSS 18 1.6 E Select 397

Cordless hammer drills

ABH 18 Select 398

Cordless riveting tools

ECORIV ONE 16V / 2.0 Ah 399

Leak tester

Vacu-tester 402

Battery packs and chargers

For ASCS 6.3 Select

For ASCM 18 QM Select

For ASCD 18-300 W2 Select

For ABLK18 1.6 E Select

For ABSS 18 1.6 E Select

For ABH 18 Select

Battery Starter Set 18V / 6.0 Ah 400

Rapid charger ALG 80 400

Battery pack 18V / 6.0 Ah 400

Accessories

For P560

Barrel 392

Thrust piston 392

Compressed ring 392

Cleaning set 392

Spray oil can 35 ml 392

Protective goggles 392

For ASCS 6.3 Select

Depth stop sleeve 393

Long screw support 393

For ASCM 18 QM Select

Bit holder 394

Socket adapter 394

For ABLK18 1.6 E Select

Die 396

Punch 396

Die carrier 396

Profile set 396

Die for profile set 396

Punch guiding for profile set 396

Punch for profile set 396

Wear plate for profile set 396

Pan head screw for profile set 396

For ABSS 18 1.6 E Select

Cutting dies 397

Cutting knife 397

For ECORIV ONE

Rapid charger 220 V 399

Battery 16V / 2.0 Ah 399

Retention nosepiece 399

Nosepiece Bulbbite 5.2 mm 399

Facade nosepieces 399

Tools

Precision drill bit HSS

Drill bit S 404

Precision drill bit HSCO

Drill bit HSCO 405

Universal drill SDS plus®

Universal drill SDS-plus 406

Hammer drill SDS plus®

4-edge SDS-plus 407

Hammer drill

A cone 408

A cone with flange 408

Drill bit extension

Drill bit extension SDS 500 mm 409

drillX spare parts kit 409

Sets

Starter set JBS-R 100/EcoTek 410

Anti-dust drill bits

Duster Expert SDS-plus 411

Bits

Hexagon 412

Cross recess 412

Hexalobular TX 413

Bit extensions

Bit extension M6xL 414

Bit extension with spring pin 415

Socket wrench inserts

Hexagon clamping socket 416

Socket wrenches

Hexagon socket wrench 417

Torque wrenches

1/2" 10-50 Nm 418

1/2" 60-300 Nm 419

Bit holders

BT-1/4"-1/4"xL 420

Fastening tools

FR Tool 420

FR VARIO Tool 421

FR Tool plastic 421

LT / STS Tool TX25 422

LT / STS Tool TX20 422

LT-XT Tool 423

SW8 VARIO Tool 423

Complete EcoTek Tool 424

Magnet brackets

HTV-RU 424

Bags/belts

Tool belt 425

Hip belt flat roof 425

Installation tools

Installation tools for through bolts 426

Installation tool for drop-in anchors 426

Installation tool LT PRO 427

Applicator guns

AP 420 ml 428

Side by Side AP 345 ml 428

Other

Cleaning brush 429

Cleaning brush 430

Blow-out pumps 430

Spray oil 431

Corrosion protection spray 431

Nail puller 432

Application tool for sandwich panels and metal profiles 432

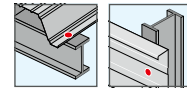
Powder-actuated fastening tool P 560



Application range

- > For fastening profiled steel sheets to steel substructures ≥ 6 mm
- > For fastening cassettes to steel substructures ≥ 6 mm

Applications



Properties

- > Automatic bolt, cartridge and piston feed
- > With bolt magazine

Certifications



Included in delivery

- 1 powder-actuated fastening tool
- 1 oil spray 35 ml
- 1 protective goggles
- 1 cleaning set
- 1 operating manual
- 1 transport box

Advantages

- > Fast installation sequence through automated repetition
- > Compact and lightweight design
- > Quick release fastening system
- > Easy cleaning
- > Stability system for secure storage

Cross references

	page
Cartridges	137
Powder-actuated fastener HSBR 14	136

Technical specifications

Weight incl. magazine	4.23 kg
Setting energy	520 J
Magazine	10 powder-actuated fasteners/10 cartridges
Cartridges	6.3/16 (black, red, blue)
Dimensions H x L x W	277 x 363 x 77 mm

Product online



Order description	PU [pieces]	Price/1 [EUR]	Article number	EAN
Powder-actuated fastening tool P 560	1		9600013891	3439510138915
Accessories				
Barrel P560	1		9600014139	4061245020945
Thrust piston P 560	1		9600014137	3439510141373
Compressed ring P560	1		9600014136	4061245020952
Cleaning set P560	1		9600074000	3439510740002
Spray oil can 35 ml P560	1		9600310080	3439513100803
Protective goggles P560	1		9600011117	4061245020969

Timber Construction
 Industrial Lightweight Construction
 Solar
 Flat Roofing
 Rear-Ventilated Facades (V+F)
 Anchoring Technology
 Window and Glass Facade Technology
 Interior Work
 Mounting Elements for Attachments
 Machinery, Spare Parts, Tools

Cordless screwdriver ASCS 6.3 Select



Included in delivery

- 1 ASCS 6.3
(without battery pack or battery charger)
- 1 plastic tool case
- 1 scaffolding anchor
- 1 depth stop
- 1 socket for hexagon screws SW8

Cross references

Battery packs and chargers 400

Application range

- > Torque-optimised cordless screwgun for fixing metal with screw diameters of up to 6.3 mm

Properties

- > Path-oriented fastening through depth stop facilitates optimal fit of the sealing washers
- > Electronic torque shut-off for precise results even without depth stop
- > Maintenance-free, brushless motor with a very high degree of efficiency
- > Tested for over 500,000 single fixings
- > Over 1000 recharge cycles per battery pack
- > Extremely low weight
- > Optimum ergonomics with pistol handle for high contact pressure
- > Powerful up to 30 Nm

Technical specifications

Battery voltage	18 V
Load speed	0-1500 rpm
Idle speed	0-1700 rpm
Max. torque (hard/soft)	30/10 Nm
Quick change chuck	1/4"
Screw	Ø 6.3 mm
Battery pack	not included in delivery

3-year FEIN PLUS

Warranty

including battery and charger
(if registered online)

Info see page 401

New: Tested for over 1 million
single fixings

Product online



Order description	PU [pieces]	Price/1 [EUR]	Article number	EAN
Cordless screwdriver ASCS 6.3 Select	1		9150200003	4014586881461
Accessories				
Depth stop sleeve	1		9150508100	4014586251318
Adapter for sealing washers ≤ Ø 16 mm	1		9150508016	4014586251288
Adapter for sealing washers ≤ Ø 22 mm	1		9150508022	4014586251295
Long screw support SH2 incl. socket holder, adapter and socket SW8	1		9150508111	4250483605087
Socket SW8 - 1/4" x 25	1		9150315000	4061245020976
Adapter for sealing washers ≤ Ø 22 mm	1		9151701029	4250483605094
Adapter for FZ sealing washers ≤ Ø 25 mm	1		9151701129	4250483605100

Cordless screwdriver ASCS 18 QM Select



Included in delivery

- 1 ASCM 18 QM Select (without battery pack or battery charger)
- 1 handle
- 1 removable full metal drill chuck
- 1 plastic tool case

Cross references

Battery packs and chargers 400

Application range

- > Powerful cordless screwgun
- > Lightweight and extremely high endurance (18V/4Ah)

Properties

- > 4-gear full metal gear unit
- > Brushless FEIN PowerDrive motor with 30 % higher degree of efficiency
- > Lithium-Ion battery with FEIN SafetyCell Technology. Protects the battery and tool from overload, overheating and total discharge
- > Removable full metal drill chuck / bit holder
- > Electronic torque adjustment
- > Motor and electronics are completely protected from dust
- > Fastens 10 x 400 mm screws without pre-drilling in wood
- > High torques up to 90 Nm
- > Hard-metal clamping jaws hold round drill shafts extremely reliable

3-year FEIN PLUS

Warranty

including battery and charger (if registered online)

Info see page 401

Technical specifications

Battery voltage	18 V
Motor	brushless
Gear	4-gear
Idle speed	400 / 800 / 1950 / 3850 rpm
Max. torque (hard/soft)	90/45 Nm
Torque levels	15 + 1
Drill chuck clamping range	1.5 – 13 mm
Screw	10 x 400 mm
Drill Ø timber	50 mm
Drill Ø steel	13 mm
Battery pack	not included in delivery

Product online



Order description	PU [pieces]	Price/1 [EUR]	Article number	EAN
Cordless screwdriver ASCS 18 QM Select	1		9150340000	4014586887340
Accessories				
Bit holder ASCM 18 QM	1		9150340001	4014586404820
Socket adapter ASCM 18 QM	1		9150340002	4014586404844

Cordless impact screwdriver ASCD 18-300 W2 Select



Included in delivery

- 1 ASCD 18-300 W2 Select
(without battery pack or battery charger)
- 1 belt clip
- 1 bit holder
- 1 plastic tool case

Cross references

Battery packs and chargers 400

Application range

- > For the use of concrete screws (JC2, JBS-R and frame anchor)

Properties

- > Brushless FEIN PowerDrive motor with 30 % higher degree of efficiency and long service life
- > Electronic 6-stage torque setting prevents screw heads from being torn off
- > 10 % more torque in reverse running to loosen screws which are extremely tight.
- > MultiVolt interface. Cordless tool can be operated with all FEIN Li-ion batteries (12–18 V)
- > 1/2 in square for holding sockets. Robust solid metal impact gear
- > Metric screws up to M18 (8.8). Contact guard on gearbox head
- > Compact design
- > One charger for all FEIN Li-ion batteries of all voltage classes
The battery charge can be read off the battery
- > FEIN SafetyCell technology. Protects the battery and tool from overload, overheating and total discharge

3-year FEIN PLUS

Warranty

including battery and charger
(if registered online)

Info see page 401

Technical specifications

Battery voltage	18 V
Motor	brushless
Idle speed	0–1700 rpm
Impacts	0–3400 rpm
Max. torque	290 Nm
Torque levels	6
Tool holder	1/2" external square
max. metric screw	M18 (8.8)
max. Ø wood screw	8 x 300 mm
Weight without battery	1.00 kg
Battery pack	not included in delivery

Product online



Order description	PU [pieces]	Price/1 [EUR]	Article number	EAN
Cordless impact screwdriver ASCD 18-300 W2 Select	1		9150330000	4014586887425

Cordless nibbler ABLK 18 1.6 E Select



Application range

- > Compact nibbler suitable for bends for roof and facade construction
- > Precise cuts in trapezoidal and corrugated sheets as well as profiles

Properties

- > 1.5 m/min cutting speed for outstanding work progress
- > Variable cutting speed due to electronically adjustable number of strokes
- > Short-term overlapping 2.6 mm
- > Optimum handling due to extremely small gear head
- > Light weight
- > QuickIN quick change system of die and punch
- > Rotating die for up to 30 % longer service life
- > In 45° steps variable by 360° adjustable cutting direction due to no-tool rotatable die support
- > Proven MultiMaster Motor with outstanding performance and service life
- > Low operating costs. Punch and die are exchanged independently.

Included in delivery

- 1 ABLK 18 1.6 E (without battery pack or battery charger)
- 1 plastic tool case

Cross references

Battery packs and chargers 400

3-year FEIN PLUS

Warranty

including battery and charger (if registered online)

Info see page 401

Technical specifications

Battery voltage	18 V
Stroke rate	800–1300 rpm
Cutting speed	1.5 m/min
Weight without battery	1.6 kg
Steel up to 400 N/mm ²	1.6 mm
Steel up to 600 N/mm ²	1.0 mm
Steel up to 800 N/mm ²	0.7 mm
Nonferrous metal up to 250 N/mm ²	2.5 mm
Cutting line width	5 mm
Dipping Ø with die	22 mm
Radius of the smallest curve (inside/outside)	30/35 mm
Battery pack	not included in delivery

Product online



Order description	PU [pieces]	Price/1 [EUR]	Article number	EAN
Cordless nibbler ABLK 18 1.6 E Select	1		9150400000	4014586886688
Accessories				
Die for ABKL 1.6 E	1		9152400001	4014586224060
Punch for ABLK 1.6 E (pack of five)	1		9152400002	4014586317984
Die carrier for ABLK 1.6 E	1		9152400007	4014586246598
Profile set 160 ABLK 1.6 E	1		9152400003	4014586851389
Die for profile set 160 ABLK 1.6 E	1		9152400004	4014586209883
Punch guiding for profile set 160 for ABLK 1.6 E	1		9152400010	4014586209869
Punch for profile set 160 ABLK 1.6 E	1		9152400005	4014586246611
Wear plate for profile set 160 ABLK 1.6 E	1		9152400006	4014586209876
Pan head screw for Profile set 160 ABLK 1.6 E	1		9559954006	4061245020983

Cordless slitting shears ABBS 18 1.6 E Select



Included in delivery

- 1 Cordless slitting shears ABBS 18 1.6 E (without battery pack or battery charger)
- 1 plastic tool case

Cross references

Battery packs and chargers 400

Application range

- > Handy slitting shears, suitable for bends for metals and non-metals

Properties

- > Fast work progress due to excellent view of the cut through open cutting head
- > Left and right curved cut, as well as distortion-free cutting possible with just one continuous chip
- > QuicklIN quick-change system for fast, key-free blade change without adjustment
- > Excellent ergonomics and low weight
- > Motor with outstanding performance and service life
- > Cutting blade with excellent service life
- > Clean swarf removal prevents scratching on the work piece and injuries

Technical specifications

Battery voltage	18 V
Stroke rate	2200–3500 rpm
Cutting speed	5–8 m/min
Steel up to 400 N/mm ²	1.6 mm
Steel up to 600 N/mm ²	1.2 mm
Steel up to 800 N/mm ²	0.8 mm
Nonferrous metal up to 250 N/mm ²	2.0 mm
Cutting width	5.0 mm
Radius of the smallest curve	90 (30) ¹ mm
Immersion diameter	15 (8) ¹ mm
Battery pack	not included in delivery

¹ with curve knife

3-year FEIN PLUS

Warranty

including battery and charger (if registered online)

Info see page 401

Product online



Order description	PU [pieces]	Price/1 [EUR]	Article number	EAN
Cordless slitting shears ABBS 18 1.6 E Select	1		9150350000	4014586886640
Accessories				
Cutting dies BSS 1.6 CE	1		9559966005	4014586239613
Cutting knife for sheet steel up to 400 N/mm ² BSS 1.6 CE	1		9559966007	4014586239583

Cordless hammer drill ABH 18 Select

**Included in delivery**

- 1 ABH 18 Select
(without battery pack or battery charger)
- 1 handle
- 1 depth stop
- 1 plastic tool case

Cross references **page**

Battery packs and chargers	400
----------------------------	-----

Application range

- > For drilling up to 20 mm in concrete Diameter

Properties

- > Rapid work progress thanks to brushless motor with high impact energy
- > Fatigue-free working thanks to compact design and few vibrations
- > Protection for the user and tool by means of safety clutch and overload protection
- > Combination hammer with three functions: hammer drilling, drilling and chiselling
- > Brushless motor with 30 % higher efficiency and long service life
- > 100 holes (10 x 75 mm) possible with one battery charge (6 Ah)
- > Setting of 68 mm socket holes with drill bit in masonry possible
- > The optional drilling dust nozzle means that little dust is produced
- > Low-vibration working at just 12 m/s²
- > FEIN SafetyCell technology. Protects the battery and tool from overload, overheating and total discharge
- > The battery charge can be read off the battery

Technical specifications

Battery voltage	18 V
Motor	brushless
Idle speed	0–1200 rpm
Impacts	0–4400 rpm
impact energy	2.0 J
Tool holder	SDS-plus
Drill Ø concrete	20 mm
Drill Ø masonry	68 mm
Drill Ø steel	13 mm
Drill Ø timber	22 mm
Weight without battery	2.30 kg
Battery pack	not included in delivery

Product online**3-year FEIN PLUS****Warranty**

including battery and charger
(if registered online)

Info see page 401

Order description	PU [pieces]	Price/1 [EUR]	Article number	EAN
Cordless hammer drill ABH 18 Select	1		9150320000	4014586889214

ECORIV® ONE battery riveting tool 16.0V / 2.0 Ah



Included in delivery

- 1 battery riveter ECORIV ONE
- 4 retention nosepieces
- 2 batteries 2.0 Ah
- 1 rapid charger 220 V
- 1 installation wrench
- 1 plastic transport box L-Boxx

Cross references

Cross references	page
Rivets	165

Application range

- > For blind rivets made of aluminium, steel, copper and stainless steel up to Ø 5.0 mm
- > For folding blind rivets up to Ø 5.2 mm

Advantages

- > Weight only 1.87 kg
- > Transparent mandrel container
- > Powerful Li-Ion batteries with charge indicator
- > Riveting point illuminated by LEDs
- > Delivery with retention nosepieces for rivets 2.4 mm, 3.0/3.2 mm, 4.0 mm and 4.8/5.0 mm
- > High-quality rapid charger
- > Extended front sleeve optionally available
- > Special nosepieces are optional available

Technical specifications

Working stroke	21 mm
Tensile	10,000 N
Max. pin diameter	3.4 mm
Battery capacity 2.0 Ah (rivets per battery charge depending on type and material)	Up to 2,000 pieces
Charging time of battery 2.0 Ah	< 1 hour
Weight of riveting tool	1.54 kg
Weight of battery 16 V / 2.0 Ah	0.33 kg
Height (without battery)	approx. 24 cm
Length (incl mandrel container)	approx. 28 cm

Product online



Order description	PU [pieces]	Price/1 [EUR]	Article number	EAN
EJOT ECORIV ONE 16.0V / 2.0 Ah incl. 2 batteries	1		9150490190	4016111635136
Accessories				
EJOT rapid charger 220 V for ECORIV ONE	1		9150490195	4016111554970
EJOT battery ECORIV ONE 16V / 2.0 Ah	1		9150490105	4016111554956
EJOT retention nosepiece ECORIV ONE 2.4 mm	1		9150490196	4016111605078
EJOT retention nosepiece ECORIV ONE 3.0+3.2 mm	1		9150490197	4016111605085
EJOT retention nosepiece ECORIV ONE 4.0 mm	1		9150490192	4016111605092
EJOT retention nosepiece ECORIV ONE 4.8+5.0 mm	1		9150490193	4016111605108
EJOT nosepiece Bulbrite ECORIV ONE 5.2 mm	1		9150490127	4016111517913
EJOT facade nosepiece ECORIV ONE 5.0 K11	1		9150490132	4016111161734
EJOT facade nosepiece ECORIV ONE 5.0 K14	1		9150490133	4016111161741
EJOT facade nosepiece ECORIV ONE 5.0 K16	1		9150490134	4016111232885

Order information: ECORIV TWO upon request. Standard and special nosepieces upon request.

Battery packs and chargers



Application range

- > For cordless screwdriver ASCS 6.3 Select
- > For cordless screwdriver ASCS 18 QM Select
- > For cordless impact screwdriver ASCD 18-300 W2 Select
- > For cordless nibbler ABLK 18 1.6 E Select
- > For cordless slitting shears ABBS 18 1.6 E Select
- > For cordless hammer drill ABH 18 Select

3-year FEIN PLUS

Warranty

including battery and charger
(if registered online)

Info see page 401

Cross references

ASCS 6.3 Select	393
ASCM 18 QM Select	394
ASCD 18-300 W2 Select	395
ABLK18 1.6 E Select	396
ABSS 18 1.6 E Select	397
ABH 18 Select	398

Properties

- > 2 Li-Ion batteries with rapid charger ALG 80 (battery starter set)
- > Short charging times thanks to the high charging current of 8 amps and process-controlled charging management
- > Large LED display with charge status indicator and USB port for mobile charging of small electrical devices such as smartphone or tablet
- > Charging times (80 % of max. capacity):
12 and 18 V / 3 Ah: 31 min., 12 and 18 V / 6 Ah: 38 min.

Product online



Order description	PU [pieces]	Price/1 [EUR]	Article number	EAN
Battery Starter Set 18V / 6.0 Ah*	1		9154200016	4014586891026
Rapid charger ALG 80	1		9154200008	4014586890630
Battery pack 18V / 6.0 Ah	1		9154200009	4014586890586
*Every Starter Set includes two Li-Ion batteries and a battery charger.				

Timber Construction
Industrial Lightweight Construction
Solar
Flat Roofing
Rear-Ventilated Facades (V+F)
Anchoring Technology
Window and Glass Facade Technology
Interior Work
Mounting Elements for Attachments
Machinery, Spare Parts, Tools

FEIN - 3-year FEIN PLUS warranty.



You're in good hands after making your purchase too.

Register your power tool and batteries – Obtain 3-year FEIN PLUS warranty.



Register your new product for the **3-Year FEIN PLUS Warranty** now online in the my.FEIN App or at my.fein.com within three months of purchase. In addition to statutory warranty you will benefit from three years warranty – includes chargers and Li-ion batteries. For further information and to see which countries are covered, go to www.fein.com/warranty

Warranty-Hotline:

Tel. +49 (0)7173 183 - 490

E-Mail: warranty@fein.de



FEIN Premium Service: 36 months all-round carefree service at an attractive price.

Free repair, including shipping, spare and wear parts, batteries and chargers, short downtime, fast Claims settlement, online tracking in case of damage, only FEIN spare parts, new device in case of theft.

We are happy to help:

Tel. +49 (0)7173 183 - 466

E-Mail: premium@fein-service.de

FEIN always has a substitute.

Everything you need for your tools: for decades to come.

Technical Hotline:

Tel. +49 (0)7173 183 - 490

E-Mail: service@fein.de

FEIN Repair and spare parts service.

Should anything go wrong, we provide with „C. & E. FEIN Service GmbH“ a central partner to provide competent and rapid assistance. FEIN provides a fast, efficient support for servicing, repairs and safety checks.

Contact:

Tel. +49 (0)7173 183 - 467

E-Mail: info@fein-service.de

my.FEIN App and Online-Portal.

One log-in – and the FEIN world of service is at your fingertips. With my.FEIN, we make it easy for you to bundle services in one place and ensure that you always have them to hand. Either with the convenience of the app or online at my.FEIN.com



NEW Vacu-tester



Application range

- > For seal testing of screw and rivet connections on roofs and walls

Properties

- > For screw and rivet connections on smooth airtight surfaces

Advantages

- > Easy to handle
- > Quick and accurate seal-testing of connections
- > Minimal technical effort

Included in delivery


- 1 handpump with manometer and tube
- 2 nose pieces
- 1 operating manual
- 1 transport box

Product online



Order description	PU [pieces]	Price/1 [EUR]	Article number	EAN
Vacu-tester	1		9150580000	4061245020426

Timber Construction
Industrial Lightweight Construction
Solar
Flat Roofing
Rear-Ventilated Facades (V+F)
Anchoring Technology
Window and Glass Facade Technology
Interior Work
Mounting Elements for Attachments
Machinery, Spare Parts, Tools



Precision drill bit HSS

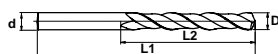


Application range

- > For structural steel

Properties

- > Form S
- > Short spiral groove



Product online



Order description	D [mm]	L1 [mm]	Rotation speed [rpm]	PU [pieces]	Price/1 [EUR]	Article number	EAN
S 4.1/55 drill bit	4.1	55	1000	10		9250405000	4031093054782
S 4.5/60 drill bit	4.5	60	900	10		9250434000	4031093054904
S 4.5/175 drill bit	4.5	175	900	10		9250436000	4061245020136
S 4.5/235 drill bit	4.5	235	900	10		9250450235	4031093070973
S 4.5/295 drill bit	4.5	295	900	10		9250450295	4031093071550
Drill bit S 5.0/60	5.0	60	900	10		9250409000	4061245020280
S 5.0/125 drill bit	5.0	125	900	10		9250411000	4061245020273
S 5.0/220 drill bit	5.0	220	900	10		9250413000	4061245020266
S 5.0/250 drill bit	5.0	250	900	10		9250414000	4061245020259
S 5.0/62 drill bit	5.1	62	900	10		9250439000	4031093055093
S 5.3/60 drill bit	5.3	60	800	10		9250415000	4061245020242
S 5.3/125 drill bit	5.3	125	800	10		9250417000	4061245020235
S 5.3/220 drill bit	5.3	220	800	10		9250419000	4061245020228
S 5.3/290 drill bit	5.3	290	800	10		9250438000	4061245020129
S 5.3/65 drill bit	5.5	65	750	10		9250420000	4061245020211
S 5.5/125 drill bit	5.5	125	750	10		9250422000	4061245020204
S 5.5/220 drill bit	5.5	220	750	10		9250423000	4061245020198
S 5.5/290 drill bit	5.5	290	750	10		9250424000	4061245020181
S 5.7/65 drill bit	5.7	65	700	10		9250425000	4061245020174
S 5.7/125 drill bit	5.7	125	700	10		9250427000	4061245020167
S 5.7/220 drill bit	5.7	220	700	10		9250429000	4061245020150
S 5.7/290 drill bit	5.7	290	700	10		9250433000	4031093438230
S 6.2/101 drill bit	6.2	101	600	10		9250620101	4061245081113
S 6.5/101 drill bit	6.5	101	600	10		9250650101	4061245081120
S 6.8/75 drill bit	6.8	75	600	10		9250430000	4061245020143
S 6.8/225 drill bit	6.8	225	600	10		9250510000	4061245020051
S 6.8/325 drill bit	6.8	325	600	10		9250680325	4061245020044





Order description	D [mm]	L1 [mm]	Rotation speed [rpm]	PU [pieces]	Price/1 [EUR]	Article number	EAN
S 7.0/125 drill bit	7.0	125	600	10		9250499000	4061245020082
S 7.0/225 drill bit	7.0	225	600	10		9250493000	4061245020112
S 7.0/325 drill bit	7.0	325	600	10		9250700325	4061245020037
S 7.2/125 drill bit	7.2	125	600	10		9250504000	4061245020075
S 7.2/225 drill bit	7.2	225	600	10		9250494000	4061245020105
S 7.2/325 drill bit	7.2	325	600	10		9250720325	4061245019970
S 7.4/125 drill bit	7.4	125	600	10		9250506000	4061245020068
S 7.4/225 drill bit	7.4	225	600	10		9250497000	4061245020099
S 7.4/325 drill bit	7.4	325	600	10		9250740325	4061245019963

Precision drill bit HSCO

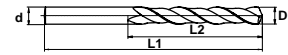


Application range

- > Hard-to-work materials such as rust- and acid-resistant steels

Properties

- > Long service life



Product online



Order description	D [mm]	L1 [mm]	Rotation speed [rpm]	PU [pieces]	Price/1 [EUR]	Article number	EAN
Drill bit HSCO 4.0/55	4.0	55	450	10		9250405500	4031093103077
Drill bit HSCO 4.0/119	4.0	119	450	10		9250401190	4031093189521
Drill bit HSCO 4.1/55	4.1	55	450	10		9250410550	4031093103114
Drill bit HSCO 4.6/58	4.6	58	400	10		9250320000	4031093103268
Drill bit HSCO 4.6/126	4.6	126	400	10		9250461260	4031093189590
Drill bit HSCO 5.0/62	5.0	62	350	10		9250506200	4031093103381
Drill bit HSCO 5.0/132	5.0	132	350	10		9250501320	4031093189651
Drill bit HSCO 5.4/66	5.4	66	350	10		9250330000	4031093103534
Drill bit HSCO 5.4/139	5.4	139	350	10		9250541390	4031093189712
Drill bit HSCO 5.6/66	5.6	66	350	10		9250350000	4031093103596
Drill bit HSCO 5.6/139	5.6	139	350	10		9250561390	4031093189743
Drill bit HSCO 5.8/66	5.8	66	350	10		9250340000	4031093103640
Drill bit HSCO 5.8/139	5.8	139	350	10		9250370000	4031093189767

Universal drill SDS plus®



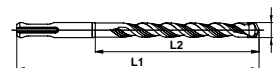
Application range

- > Materials for **rotary drilling**

Properties

- > Drill bit specially designed for use in masonry
- > Extremely sharp, specially ground carbide-metal plate
- > For rotary drilling – no impact drilling possible – thanks to special SDS-plus retainer
- > Significantly higher anchor performance possible due to the precise and clean drill hole

Technical specifications



Product online



Order description	D [mm]	L1 [mm]	L2 [mm]	PU [pieces]	Price/1 [EUR]	Article number	EAN
Universal drill SDS-plus 10/160	10	160	100	1		9200000063	4061245021034
Universal drill SDS-plus 10/260	10	260	200	1		9200000064	4061245021041

Hammer drill SDS plus®



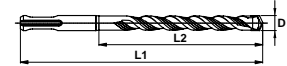
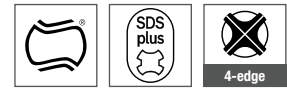
Application range

- > For masonry, concrete, natural stone, artificial stone etc.

Advantages

- > Long service life
- > Centering point for easy, pinpoint drilling
- > Short spiral starts for optimized drill dust transport
- > Radially shaped reinforcement protection against hooking in case of reinforcement hits
- > 4x4 design allows precise concentricity and minimizes wear and friction losses
- > High-quality hardened and tempered steel for the toughest applications

Technical specifications



Product online



Order description	D [mm]	L1 [mm]	L2 [mm]	PU [pieces]	Price/1 [EUR]	Article number	EAN
4 edges							
4-edge SDS-plus 5x160	5.0	160	100	1		9270005160	4061245080208
4-edge SDS-plus 5x260	5.0	260	200	1		9270005060	4061245080314
4-edge SDS-plus 5x410	5.0	410	350	1		9270005350	4061245080239
4-edge SDS-plus 6x160	6.0	160	100	1		9270006160	4061245080253
4-edge SDS-plus 6x260	6.0	260	200	1		9270006260	4061245080277
4-edge SDS-plus 8x160	8.0	160	100	1		9270008160	4061245080284
4-edge SDS-plus 8x260	8.0	260	200	1		9270008260	4061245080307
4-edge SDS-plus 8x360	8.0	360	300	1		9270008360	4061245080338
4-edge SDS-plus 8x600	8.0	600	540	1		9270008600	4061245080369
4-edge SDS-plus 10x160	10.0	160	100	1		9270010160	4061245080376
4-edge SDS-plus 10x260	10.0	260	200	1		9270010260	4061245080390
4-edge SDS-plus 10x360	10.0	360	300	1		9270010360	4061245081137
4-edge SDS-plus 10x460	10.0	460	400	1		9270010460	4061245080406
4-edge SDS-plus 12x160	12.0	160	100	1		9270012160	4061245081144
4-edge SDS-plus 12x260	12.0	260	200	1		9270012260	4061245081151
4-edge SDS-plus 14x160	14.0	160	100	1		9270014160	4061245081175
4-edge SDS-plus 14x310	14.0	310	250	1		9270014310	4061245081267
4-edge SDS-plus 16x260	16.0	260	200	1		9270016260	4061245081212

Further lengths
available upon request



Hammer drill A cone



Application range

> For masonry, concrete, natural stone, artificial stone etc.

Cross references

Drill bit extension 409

Product online



Order description	Diameter [mm]	Total length [mm]	Effective length [mm]	PU [pieces]	Price/1 [EUR]	Article number	EAN
Hammer drill A cone 5x160	5.0	160	100	1		9270050160	4061245080154
Hammer drill A cone 6x160	6.0	160	100	1		9270060160	4061245080185
Hammer drill A cone 8x160	8.0	160	100	1		9200080100	4039161009405

Hammer drill A cone with flange



Application range

> For masonry, concrete, natural stone, artificial stone etc.

Cross references

Drill bit extension 409

Advantages

> For exact depth control and optimal penetration of insulations

Product online



Order description	Diameter [mm]	Total length [mm]	Effective length [mm]	PU [pieces]	Price/1 [EUR]	Article number	EAN
Hammer drill A cone 6x100/35	6.0	100	35	1		9270060102	4061245080178

Drill bit extension



Application range

- > For hammer drill A cone
- > For hammer drill A cone with flange

Technical specifications



Cross references

Cross references	page
Hammer drill A cone	408

Product online



Order description	Total length [mm]	PU [pieces]	Price/1 [EUR]	Article number	EAN
Drill bit extension SDS 500 mm	500	1		9271950000	4061245080109
EJOT drillIX spare parts kit	–	1		9151950003	4039161009399

Starter set JBS-R 100/Eco Tek



Application range

- > Accessories set for the optimum usage of the fastener combination concrete screw JBS-R/EcoTek (pre-assembled)

Properties

- > Drill bit extension SDS 500mm for hammer drill A cone and A cone with flange
- > A cone drill bit for concrete for exact depth stop and optimum penetration of insulations
- > TX30 bit for fastening the screw concrete screw JBS-R-7.5
- > EcoTek Tool for adjusting the optimum installation depth of the EcoTek 50 in the fastener combination JBS-R/EcoTek (pre-assembled)

Note

The set is designed for the processing of approx. 100 fastener combinations. Additionally, further drill bits and possibly TX30 bits are needed. The service life of the drills varies considerably depending on the substrate.

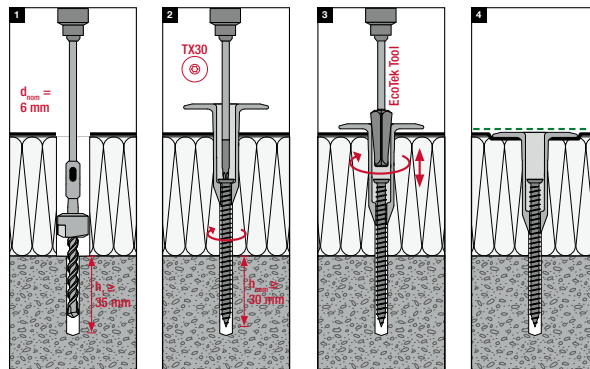
Included in delivery

- 1 drill bit extension SDS 500 mm
- 2 hammer drills A-Konus 6x102/35
- 2 bits hexalobular TX30-1/4"/Ex350
- 1 complete EcoTek Tool

Cross references

	page
JBS-R/EcoTek	243
Cordless screwdriver ASCS 6.3	393

Product online



Order description

Starter set JBS-R 100/Eco Tek

PU
[pieces]

Price/1
[EUR]

Article number

EAN

1

2799000001

4061245074542

Timber Construction
Industrial Lightweight Construction
Solar
Flat Roofing
Rear-Ventilated Facades (V+V)
Anchoring Technology
Window and Glass Facade Technology
Interior Work
Mounting Elements for Attachments
Machinery, Spare Parts, Tools

Duster Expert SDS plus®



Application range

- > Concrete
- > Gas concrete
- > Granite
- > Sand-lime brick
- > Clinker brick
- > Aerated concrete
- > Marble
- > Masonry
- > Stone

Properties

- > Anti-dust drill bit for drilling and cleaning in one step

Advantages

- > Dust is removed directly in the drill hole
- > Simple usage and reliable anchor installation: Removes dust almost completely – subsequent cleaning of the drill hole is redundant
- > Cheap solution for the end user: Saves time during drill hole and / or environment cleaning
- > Same robustness and comparable performance as a stand-ard drill
- > Universal and flexible usage with SDS-plus hammers and commercial vacuum cleaners

Recommended performance features for vacuum cleaners

- > Industrial vacuum cleaner class M
- > Hose length up to 5 m
- > Performance $P \geq 1,400$ W
- > Volume flow rate $v \geq 40$ l/sec
- > Reduced pressure $p \geq 230$ mbar
- > Automatic filter cleaning

Technical specifications



Product online



Order description	Diameter [mm]	Width [mm]	Length [mm]	PU [pieces]	Price/1 [EUR]	Article number	EAN
Duster Expert SDS-plus 8x270	8.0	150	270	1		9250815270	4010159289702
Duster Expert SDS-plus 10x270	10.0	150	270	1		9251015270	4010159289719
Duster Expert SDS-plus 12x320	12.0	200	320	1		9251220320	4010159287838
Duster Expert SDS-plus 14x370	14.0	250	370	1		9251425370	4010159287845
Duster Expert SDS-plus 16x370	16.0	250	370	1		9251625370	4010159287869
Duster Expert SDS-plus 20x370	20.0	250	370	1		9252025370	4010159287883

Bit hexagon



Form C 6.3

Application range

- > For fastening all EJOT Solar Fasteners

Technical specifications



Cross references

	page
Bit holders	420
JT3-SB-3-8.0xL	200
JA3-SB-3-8.0xL	201

Product online



Order description	Length [mm]	PU [pieces]	Price/1 [EUR]	Article number	EAN
Drive: 1/4" hexagon DIN/ISO 1173 - form C 6.3					
SW5-1/4"/Cx25	25	1		9250514025	4050623101154

Bit cross recess



Form C 6.3


Form E 6.3

Form M6

Application range

- > For use in the flat roof area
- > For use in the window and glass facade area

Technical specifications



Cross references


	page
Bit holders	420
Bit extension with spring pin	415

Product online



Order description	Drive and Size	Length [mm]	PU [pieces]	Price/1 [EUR]	Article number	EAN
Drive: 1/4" hexagon DIN/ISO 1173 - form C 6.3						
PH2-1/4"/Cx25	H2	25	1		9250474000	4050623100232
PZ2-1/4"/Cx25	Z2	25	1		9250473000	4061245054254
Drive: 1/4" hexagon DIN/ISO 1173 - form E 6.3						
PH2-1/4"/Ex50	H2	50	1		9250709000	4050623102281
PH2-1/4"/Ex200	H2	200	1		9200000200	4061245021058
PH2-1/4"/Ex350	H2	350	1		9200000350	4061245021065
Drive: threaded connection M6						
PH2-M6x35	H2	35	1		9250612000	4061245021027

Bit hexalobular TX



Application range

- > For fastening all EJOT fasteners with drive hexalobular TX drive

Technical specifications



Cross references	page
Bit holders	420
Bit extension with spring pin	415

Order description	Drive and Size	Length [mm]	PU [pieces]	Price/1 [EUR]	Article number	EAN
Drive: 1/4" hexagon DIN/ISO 1173 - E 6.3						
TX20-1/4"/Cx25	TX20	25	1		9150010000	4050623100553
TX20W-1/4"/Cx25*	TX20W	25	1		9150008000	4050623100744
TX25-1/4"/Cx25	TX25	25	1		9150009000	4061245021072
TX25W-1/4"/Cx25*	TX25W	25	1		9150003000	4061245021102
TX30-1/4"/Cx25	TX30	25	1		9250431000	4050623100584
TX30W-1/4"/Cx25*	TX30W	25	1		9250431002	4050623100775
TX40-1/4"/Cx25	TX40	25	1		9250480000	4050623100591
Drive: 1/4" hexagon DIN/ISO 1173 - E 6.3						
TX25HF-1/4"/Ex50**	TX25	50	1		9506008401	4013288106926
TX30-1/4"/Ex50	TX30	50	1		9250431001	4050623102670
TX30-1/4"/Ex200	TX30	200	1		9253014200	4039161010975
TX30-1/4"/Ex350	TX30	350	1		9253014350	4061245021096
Drive: threaded connection M 6						
TX25-M6x33	TX25	33	1		9250251425	4061245021089
TX30-M6x33	TX30	33	1		9250251430	4050623103936

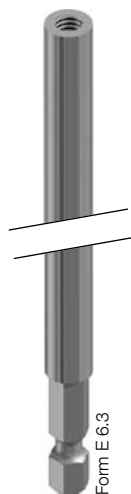
* Special bit: conical design for force fit at screw head of painted screws

**Bit with holding function for unpainted screws

Product online



Bit extension



Application range

- > For the use of all bits with M6 threaded connection
- > For use in the flat roof area

Technical specifications



Cross references

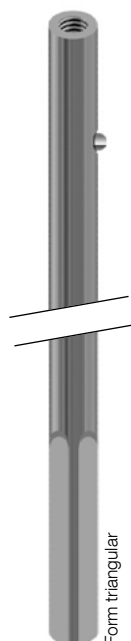
	page
Bit PH2-M6x35	412
Bit hexalobular TX	413
TX25-M6x33	413
TX30-M6x33	413
EcoTek Tool	424

Product online



Order description	Length [mm]	PU [pieces]	Price/1 [EUR]	Article number	EAN
Drive: 1/4" hexagon DIN/ISO 1173 - form E 6.3					
Bit extension M6 x 50	50	1		915000002	4250483605209
Bit extension M6 x 300	300	1		915000003	4250483605216
Bit extension M6 x 600	600	1		9151510071	4250483605070

Bit extension with spring pin



Application range

- > For the use of all bits with M6 threaded connection
- > For the ergonomic installation of pre-assembled or self-assembled flat roof fasteners

Properties

- > Spring pin with clamping feature
- > Flat roof fasteners are easily pushed onto the bit extension

Technical specifications



Cross references

	page
HTK-2G 50	234
HTK-2G/TKR (pre-assembled)	239
HTK-2G/TKE (pre-assembled)	241

Order description	Length [mm]	PU [pieces]	Price/1 [EUR]	Article number	EAN
Drive: triangular					
Bit extension with spring pin HTK 2G	600	1		9150000004	4061245060002
Bit extension with spring pin EcoTec	600	1		9150000005	4061245081281

Product online



Socket wrench insert



Application range

- > For fastening all EJOT fasteners with hexagon head

Properties

- > Clamping spring with ball
- > Secure fit of the screw

Technical specifications



Cross references

	page
Cordless screwdriver ASCS 6.3	393

Product online



Order description	Drive and Size	Length [mm]	PU [pieces]	Price/1 [EUR]	Article number	EAN
Drive: 1/4" hexagon DIN/ISO 1173 - E 6.3						
K-SW7-1/4"x50 with ball and flat spiral spring	SW7	50	1		9250705106	4061245019987
K-SW8-1/4"x50 with ball and flat spiral spring	SW8	50	1		9250705104	4061245020006
K-SW3/8"-1/4"x50 with ball and flat spiral spring	SW3/8"	50	1		9250705105	4061245019994
K-SW10-1/4"x50 with ball and flat spiral spring	SW10	50	1		9250705102	4061245020020
K-SW13-1/4"x50 with ball and flat spiral spring	SW13	50	1		9250705103	4061245020013
S-SW17-1/4"x65	SW17	65	1		9250705107	4061245021119

Socket wrenches



Application range

- > For the installation of through bolts, LIEBIG® SUPERPLUS anchors and LIEBIG® safety anchors with hexagonal drive
- > For use with torque wrench
- > For use with impact wrench

Technical specifications



Cross references	page
Torque wrench 1/2"	418
Cordless impact screw driver ASCD	395

Order description	Drive and Size	Length [mm]	PU [pieces]	Price/1 [EUR]	Article number	EAN
Drive: 1/2" square						
Nut socket S-SW13-1/2"x78	SW13	78	1		9250072062	4050623702849
Nut socket S-SW15-1/2"x78	SW15	78	1		9250172028	4050623702863
Nut socket S-SW17-1/2"x78	SW17	78	1		9250072065	4050623702887
Nut socket S-SW19-1/2"x78	SW19	78	1		9250072067	4050623702900
Nut socket S-SW22-1/2"x78	SW22	78	1		9250072069	4050623702924
Nut socket S-SW24-1/2"x78	SW24	78	1		9250072070	4050623702931
Nut socket S-SW27-1/2"x78	SW27	78	1		9250072071	4050623702948
Nut socket S-SW30-1/2"x78	SW30	78	1		9250172032	4050623702955
Nut socket S-SW32-1/2"x78	SW32	78	1		9250172033	4050623702962
Nut socket S-SW36-1/2"x78	SW36	78	1		9250172072	4050623702979
Socket wrench TX30-1/2"x35	TX30	35	1		8682900001	4061245082073
Socket wrench TX40-1/2"x35	TX40	35	1		8682900002	4061245082080

Product online



Torque wrench 1/2" 10-50 Nm



Properties

- > Automatically triggered
- > With audible and tactile clicks when reaching the scale values
- > Robust design with reversible ratchet
- > For clockwise tightening
- > With ergonomic 2-component handle
- > Trigger accuracy $\pm 3\%$ according to DIN EN ISO 6789-1:2017-07

Technical specifications

Length	360 mm
Drive square	1/2"
Area of operation	10–50 Nm
Model	Click-Torque C1
Scale division	0.25 Nm

Cross references

	page
Socket wrenches	417

Product online



Order description	PU [pieces]	Price/1 [EUR]	Article number	EAN
Torque wrench 1/2" 10-50 Nm	1		9250580858	4013288193216

Timber Construction
Industrial Lightweight Construction
Solar
Flat Roofing
Rear-Ventilated Facades (VHF)
Anchoring Technology
Window and Glass Facade Technology
Interior Work
Mounting Elements for Attachments
Machinery, Spare Parts, Tools

Torque wrench 1/2" 60-300 Nm



Properties

- > Automatically triggered
- > With audible and tactile clicks when reaching the scale values
- > Robust design with reversible ratchet
- > For clockwise tightening
- > With ergonomic 2-component handle
- > Trigger accuracy $\pm 3\%$ according to DIN EN ISO 6789-1:2017-07

Technical specifications

Length	595 mm
Drive square	1/2"
Area of operation	60 – 300 Nm
Model	Click-Torque C4
Scale division	1 Nm

Cross references	page
Socket wrenches	417

Order description	PU [pieces]	Price/1 [EUR]	Article number	EAN
Torque wrench 1/2" 60-300 Nm	1		9250580861	4013288193247

Product online



Bit holders



Form E 6.3

Application range

- > For holding all bits with drive form C

Technical specifications



Cross references

	page
Bit hexagon	412
Bit cross recess	412
Bit hexalobular TX	413
Cordless screwdriver ASCS 6.3	393

Product online



Order description	Length [mm]	PU [pieces]	Price/1 [EUR]	Article number	EAN
Drive: 1/4" hexagon DIN/ISO 1173 - E 6.3					
BT-1/4"-1/4"x57	57	1		9150506031	4050623800019
BT-1/4"-1/4"x250	250	1		9250010120	4061245021126

FR Tool



Form E 6.3

Application range

- > For reliable fixing of corrugated and trapezoidal profile sheet with FR screws
- > For FR screws with sealing washers Ø 11 mm

Technical specifications



Properties

- > Easy to use
- > Optimum installation in any position
- > Reliable screw guidance
- > Captive

Cross references

	page
Cordless screwdriver ASCS 6.3	393

Advantages

- > For efficient fixing of corrugated and trapezoidal profiles
- > Fastener does not buckle to the side

Product online



Order description	PU [pieces]	Price/1 [EUR]	Article number	EAN
Drive: 1/4" hexagon DIN/ISO 1173 - E 6.3				
EJOT FR Tool	1		9153600000	4061245061603
TX25-1/4"/Ex70	1		9150011000	4050623107200

Timber Construction
Industrial Lightweight Construction
Solar
Flat Roofing
Rear-Ventilated Facades (V+F)
Anchoring Technology
Window and Glass Facade Technology
Interior Work
Mounting Elements for Attachments
Machinery, Spare Parts, Tools

FR VARIO Tool



Application range

- > For reliable fixing of corrugated and trapezoidal profile sheet with FR screws
- > for FR screws without sealing washers

Properties

- > Easy to use
- > Optimum installation in any position
- > Reliable screw guidance
- > Captive

Technical specifications



Cross references

Cordless screwdriver
ASCS 6.3

393

Advantages

- > For efficient fixing of corrugated and trapezoidal profiles
- > Fastener does not buckle to the side

Order description	PU [pieces]	Price/1 [EUR]	Article number	EAN
Drive: 1/4" hexagon DIN/ISO 1173 - E 6.3				
EJOT FR VARIO Tool	1		9153630000	4061245061610

Product online



FR Tool plastic



Application range

- > For reliable fixing of corrugated and trapezoidal profile sheets with FR screws

Properties

- > Easy to use
- > Optimum installation in any position
- > Reliable screw guidance
- > Captive

Advantages

- > For efficient fixing of corrugated and trapezoidal profiles
- > Fastener does not buckle to the side

Technical specifications



Cross references

Cordless screwdriver
ASCS 6.3

393

Order description	PU [pieces]	Price/1 [EUR]	Article number	EAN
Drive: 1/4" hexagon DIN/ISO 1173 - E 6.3				
EJOT FR Tool plastic	1		9152600000	4061245020358

Product online



LT/STS tool plastic



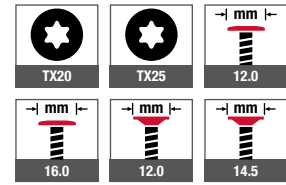
Application range

- > For reliable fastening of LT-screws with 12 and 16 mm head diameter
- > For reliable fastening of STS-screws with 12 mm and 14.5 mm head diameter

Properties

- > Easy to use
- > Optimum installation in any position
- > Reliable screw guidance

Technical specifications



Cross references	page
Cordless screwdriver ASCS 6.3	393

Advantages

- > Fastener does not buckle to the side

Product online



Order description	PU [pieces]	Price/1 [EUR]	Article number	EAN
Drive: 1/4" hexagon DIN/ISO 1173 - E 6.3				
EJOT LT / STS Tool TX20	1		9152700000	4061245020341
EJOT LT / STS Tool TX25	1		9152700002	4061245074160

STS Tool metall (Set)



Application range

- > For reliable fastening of STS-screws with 12 mm and 14.5 mm head diameter

Properties

- > Easy to use
- > Optimum installation in any position
- > Reliable screw guidance

Advantages

- > Fastener does not buckle to the side

Cross references	page
Cordless screwdriver ASCS 6.3	393

Product online



Order description	PU [pieces]	Price/1 [EUR]	Article number	EAN
Drive: 1/4" hexagon DIN/ISO 1173 - E 6.3				
STS Tool metall (Set)	1		9152700012	4061245082103

Timber Construction
Industrial Lightweight Construction
Solar
Flat Roofing
Rear-Ventilated Facades (VHF)
Anchoring Technology
Window and Glass Facade Technology
Interior Work
Mounting Elements for Attachments
Machinery, Spare Parts, Tools

LT-XT Tool



Form E 6.3

Cross references	page
Cordless screwdriver ASCS 6.3	393

Application range

- > For reliable fastening of LT-XT screws with 16 mm head diameter
- > For driving the LT-XT centring grommets

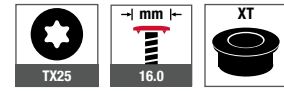
Properties

- > Easy to use
- > Optimum installation in any position
- > Reliable screw guidance

Advantages

- > Fastener does not buckle to the side
- > Long service life and high precision thanks to steel version

Technical specifications



Order description	PU [pieces]	Price/1 [EUR]	Article number	EAN
Drive: 1/4" hexagon DIN/ISO 1173 - E 6.3				
EJOT LT-XT Tool	1		9152800000	4061245061504

Product online



SW8 VARIO Tool



Form E 6.3

Cross references	page
Cordless screwdriver ASCS 6.3	393

Application range

- > For the reliable fastening of JT6 and JT9-2/5-5.0 VARIO
- > For strip-proof fastening of JF3-5.5 with sealing washer ≤ E14

Properties

- > Clamping feature
- > Easy to use
- > Optimum installation in any position
- > Reliable screw guidance

Advantages

- > Fastener does not buckle to the side
- > Long service life and high precision thanks to steel version
- > Constant clamp load in the joint due to fastening until end stop
- > Reduced external diameter of 17.2 mm

Technical specifications



Order description	PU [pieces]	Price/1 [EUR]	Article number	EAN
Drive: 1/4" hexagon DIN/ISO 1173 - E 6.3				
SW8-VARIO Tool	1		9152900000	4061245020327

Product online



Complete EcoTek Tool



Application range

- > Adjustment tool for the concrete screw JBS-R in combination with the stress plate EcoTek 50

Properties

- > Easy to use
- > Optimal installation depth of the EcoTek 50
- > One-part tool, total length 640 mm

Cross references	page
Stress plate EcoTek 50	235
JBS-R/EcoTek	243
Cordless screwdriver ASCS 6.3	393

Product online



Order description	PU [pieces]	Price/1 [EUR]	Article number	EAN
Drive: 1/4" hexagon DIN/ISO 1173 - E 6.3				
Complete EcoTek Tool	1		8595100000	4061245062518

Magnet bracket HTV-RU



Application range

- > Installation tool for stress plate HTV RU 40 W

Technical specifications



Cross references	page
Stress plate HTV RU 40 W	237
Cordless screwdriver ASCM 18	394

Product online



Order description	PU [pieces]	Price/1 [EUR]	Article number	EAN
Drive: triangular				
Magnet bracket HTV-RU	1		7999001716	4061245020679
Bit PH 2 - M6 x 35	1		9250612000	4061245021027

Timber Construction
Industrial Lightweight Construction
Solar
Flat Roofing
Rear-Ventilated Facades (V+F)
Anchoring Technology
Window and Glass Facade Technology
Interior Work
Mounting Elements for Attachments
Machinery, Spare Parts, Tools

Tool belt



Application range

- > For ergonomic installation of two-part insulation support anchors DH, facade anchors and through bolts

Properties

- > Can take up to 50 insulation support anchors DH



Order description	PU [pieces]	Price/1 [EUR]	Article number	EAN
Tool belt	1		915000001	4061245020457

Product online



Hip belt flat roof



Application range

- > For the ergonomic installation of pre-assembled flat roof fasteners (TKR-4.8, TKE-4.8, FPS-E/EcoTek, JBS-R/EcoTek, HTV RU 40 W, FDD Plus, FDD Plus S)

Properties

- > Waterproof sturdy material
- > Hip belt with plastic buckle
- > Suitable for up to 500 fasteners
- > Scale for length determination

Technical specifications



Order description	PU [pieces]	Price/1 [EUR]	Article number	EAN
Hip belt flat roof	1		915000000	4061245059808

Product online



Installation tool for through bolts



Application range

- > For the reliable installation of through bolts BA Plus

Technical specifications



Cross references	page
BA-V Plus	318
BA-E Plus	320

Product online



Order description	PU [pieces]	Price/1 [EUR]	Article number	EAN
Installation tool for through bolts M6 - M10	1		9650079020	4061245001791
Installation tool for through bolts M12 - M20	1		9650079021	4061245001784

Installation tool for drop-in anchors



Application range

- > For hole drilling
- > For fast and reliable installation of drop-in anchors

Technical specifications



Properties

- > Weight-optimised design
- > Optimised 4-cutting edge geometry

Note

The use of specially developed setting tools is highly recommended for installing drop-in anchors. Drop-in anchors cannot be tightened by a screw or bolt! If makeshift tools instead of professional setting tools are used to install anchors, the thread can be damaged and this causes problems during installation.

Cross references	page
Drop-in anchor LAL+	323

Product online



Order description	PU [pieces]	Price/1 [EUR]	Article number	EAN
Installation tool for drop-in anchors 8x30	1		9160000830	4014496053330
Installation tool for drop-in anchors 10x40	1		9160001040	4014496053354
Accessories				
Drill bit with depth stop 8x30	1		9160105941	4014496053347
Drill bit with depth stop 10x40	1		9160105949	4014496053361

Installation tool LT PRO



Application range

- > For installation of drop-in anchors LA+ and LAL+

Properties

- > Hand protection made of rubber
- > Polyethylene / galvanized zinc-plated steel

Cross references	page
Drop-in anchor LAL+	323

Order description	PU [pieces]	Price/1 [EUR]	Article number	EAN
Installation tool LT+6 PRO	1		9650079306	4061245001685
Installation tool LT+8 PRO	1		9650079308	4061245001678
Installation tool LT+10 PRO	1		9650079310	4061245001661
Installation tool LT+12 PRO	1		9650079312	4061245001654

Product online



NEW Applicator gun AP 420 ml



Application range

- > For Multifix USF 420 ml
- > For Multifix PSF+ 420 ml

Note

Depending on the temperature, mortar cartridges require higher contact forces (~ 1 kN) than e.g. silicone cartridges. These applicator guns feature an appropriate transmission ratio.

Cross references **page**

Mortar cartridge USF 420 ml 334

Product online



Order description	PU [pieces]	Price/1 [EUR]	Article number	EAN
Applicator gun AP 420 ml	1		9570010380	4061245091808

Applicator gun Side by Side AP 345ml



Application range

- > For Multifix USF 280 ml
- > For Multifix USF Winter 300 ml
- > For Multifix PSF+ 420 ml
- > For pressing-out of other various cartridges 280 / 300 ml (e.g. silicone)

Properties

- > Additional pressing-out cylinder can be used to read the cartridge scale

Note

Depending on the temperature, mortar cartridges require higher contact forces (~ 1 kN) than e.g. silicone cartridges. These applicator guns feature an appropriate transmission ratio.

Cross references **page**

Mortar cartridge USF 280 ml 334
 Mortar cartridge USF Winter 336

Product online



Order description	PU [pieces]	Price/1 [EUR]	Article number	EAN
Applicator gun Side by Side AP 345ml	1		9570010345	4001990541951

Timber Construction
 Industrial Lightweight Construction
 Solar
 Flat Roofing
 Rear-Ventilated Facades (V+F)
 Anchoring Technology
 Window and Glass Facade Technology
 Interior Work
 Mounting Elements for Attachments
 Machinery, Spare Parts, Tools

Cleaning brush



Application range

- > For cleaning the drill hole in concrete and masonry

Advantages

- > Easy to use
- > High cleaning effect
- > Robust design

Technical specifications

Total length of brush	340 mm
Length of brush head	85 mm

Product online



Order description	Diameter brush head [mm]	For drill hole diameter [mm]	PU [pieces]	Price/1 [EUR]	Article number	EAN
Cleaning brush 6	6	4	1		9150300006	4260033893055
Cleaning brush 8	8	6	1		9150300008	4260033893062
Cleaning brush 10	10	8	1		9150300010	4260033893079
Cleaning brush 12	12	10	1		9150300012	4260033893086
Cleaning brush 14	14	12	1		9150300014	4039161019091
Cleaning brush 16	16	14	1		9150300016	4260033893109
Cleaning brush 18	18	16	1		9150300018	4039161019107
Cleaning brush 20	20	18	1		9150300020	4260033893123

Cleaning brush RBT metal



Application range

- > For cleaning drill holes of chemical anchoring in concrete and masonry

Advantages

- > For approval-compliant drill hole cleaning
- > Use in combination with standard cordless screwdriver or drill

Product online



Order description	Total length [mm]	Diameter brush head [mm]	For drill hole diameter [mm]	PU [pieces]	Price/1 [EUR]	Article number	EAN
SDS-plus-adapter RBT M6	110	–	–	1		9150100100	4061245081014
Cleaning brush 10 metal	170	12	8	1		9150100010	4061245082011
Cleaning brush 12 metal	170	14	10	1		9150100012	4061245082028
Cleaning brush 14 metal	170	16.3	12	1		9150100014	4061245082035
Cleaning brush 16 metal	200	18	14	1		9150100016	4061245082042
Cleaning brush 18 metal	200	20	16	1		9150100018	4061245082059
Cleaning brush 20 metal	250	22.6	18	1		9150100020	4061245082066

Blow-out pump



Application range

- > For cleaning the drill hole in concrete and masonry

Advantages

- > Easy to use
- > High cleaning effect
- > Universal purpose

Product online



Order description	PU [pieces]	Price/1 [EUR]	Article number	EAN
Blow-out pump 6 mm	1		9150300001	4061245020433
Blow-out pump from 8 mm on	1		9150300000	4039161019084

Spray oil



Application range

- > Industry and trade applications
- > Suitable for lubricating mechanical parts

Properties

- > Maintenance, lubrication, disinfection, rust protection
- > Creeps in smallest corners, very glide-active
- > Does not resinify, completely bio-degradable
- > Food-safe, dermatologically tested and completely harmless

Order description	Content [ml]	PU [pieces]	Price/1 [EUR]	Article number	EAN
Spray oil 200 ml	200	1		9150911000	4008153740343

Product online



Corrosion protection spray



Application range

- > To protect zinc-plated facade anchor screws from moisture and driving rain

Properties

- > Permanently elastic protection from moisture and driving rain
- > Can be sprayed upside-down and reaches otherwise inaccessible corners and edges that are especially susceptible to corrosion
- > Fast-drying and non-dripping when applied evenly

Instructions for using galvanic zinc-plated facade anchor screws (excerpt from ETA-10/0305)

The special screw made of galvanic zinc-plated steel may also be used outside, after careful installation and if the area of the screw head is protected against moisture and driving rain in such a way that no moisture can enter the anchor shaft. This requires facade cladding or a rain screen fixed in front of the screw head and the screw head has to be coated with a soft-plastic, permanently elastic, bitumen oil combination coat (e.g. car underbody coating or cavity protection).

Order description	Content [ml]	PU [pieces]	Price/1 [EUR]	Article number	EAN
Corrosion protection spray	500	1		8200020100	4008153740343

Product online



Nail puller



Properties

- > CV steel, chrome-plated
- > 2-component handle

Technical specifications

Diameter	7 mm
Blade length	100 mm
Grip length	105 mm
Weight	90 gram

Product online



Order description	PU [pieces]	Price/1 [EUR]	Article number	EAN
Athlet nail puller with 2 plastics grip	1		9250005836	4061245020297

Application tool



Application range

- > Installation tool for sandwich panels and metal sections

Note

For proper sidelap stitching the use of two tools per sandwich panel is recommended.


Side lap acc. to IFBS installation guidelines 8.01

„[...] For the installation of sandwich panels [...] the specified joint spacing has to be maintained in order to ensure sufficient application pressure of the seal strips. [...] Sandwich panel push-on tools have proven to ensure the application pressure of the seal strips. [...]“

Product online



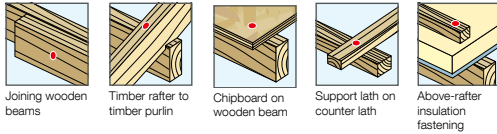
Order description	PU [pieces]	Price/1 [EUR]	Article number	EAN
Application tool for sandwich panels and metal profiles	1		9150230008	4061245020440




Product and note charts

Applications

Timber Construction



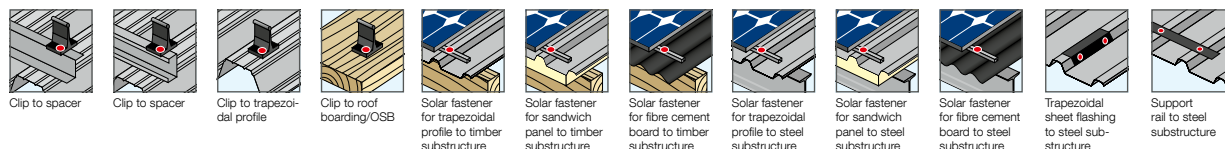
Industrial Lightweight Construction



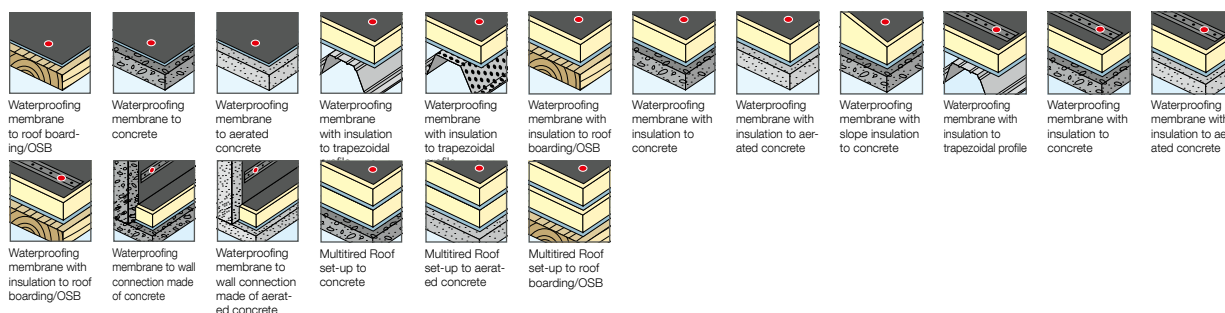
Product and note charts

Applications

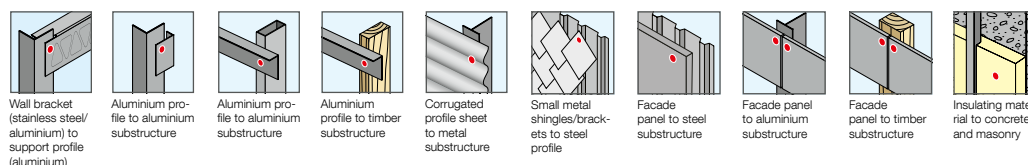
Solar



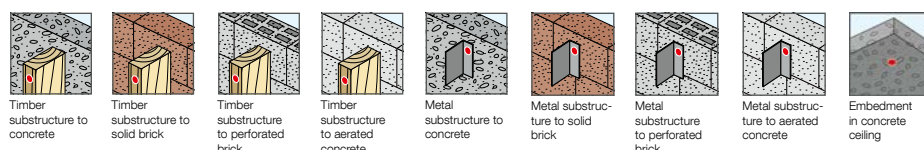
Flat Roofing



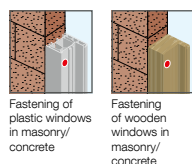
Rear-Ventilated Facades



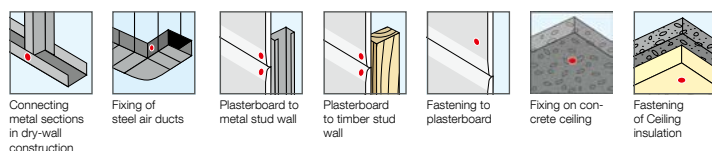
Anchoring Technology



Windows and Glass Facades



Interior Work



Product and note charts

Technical specifications | Certifications | Other

Technical specifications

DC 1.0 + 1.0 Drilling capacity $t_1 + t_2$	DC 1.0 Drilling capacity t_1	DC 1.0 Drilling capacity t_2	1/min max. 1,800 Installation rotation speed	Screw with swarf-reducing point	0 - 4 Clamping thickness screw	16 Diameter Hexagon head	7.5 Diameter Countersunk head	12.0 Diameter Countersunk head with flange	12.0 Diameter Pan head	12.0 Diameter LT Pan head	12.0 Diameter LT Pan head with cutting ring
12.0 Diameter Truss head	12.0 mm Diameter Cylinder head	2.0 Height hexagon head	13 mm Height LT pan head	13 mm Height LT pan head with cutting ring	13 mm Height truss head	13 mm Height flat head	4.8 Screw diameter with Hexagon head	4.8 mm Screw diameter with countersunk head	4.8 mm Screw diameter with STS countersunk head	4.8 mm Screw diameter with pan head	4.8 mm Screw diameter with LT pan head
4.8 mm Screw diameter with LT pan head with cutting ring	4.8 mm Screw diameter with truss head	4.8 mm Screw diameter with flat head	End mill	Wing drill screw	13 mm Flange head diameter	5 mm Undercut	6.3 mm High thread diameter	5 mm Length non-threaded part Hexagon head screw	13 mm Length non-threaded part LT pan head screw	13 mm Length non-threaded part LT-XT pan head screw	9.5 mm Diameter rivet setting head
1.5 mm Height rivet setting head	2.7 mm Diameter rivet-taming mandrel	4.8 mm Diameter rivet shaft	d_0 mm 4.9 Drill hole diameter rivet	TX white Push-on cap	XT Centring grommet	13 mm Effective shaft length	8.0 mm Flat roofing anchor diameter	50 mm Flat roof stress plate diameter	15 mm Clamp thickness metal anchor	M12 Set screw diameter	M8 Internal thread diameter
10 mm Threaded sleeve external diameter	8.0 mm Insulation support anchor shaft diameter	90 mm Insulation support anchor washer diameter	8.0 mm Nylon anchor diameter	8.0 mm Metal anchor diameter	T_{inst} Nm 60 Tightening torque	SDS plus® Drive SDS plus®	4-edge Drill with 4-cutting edge geometry	[Manufacturer] PGM Masonry Drill Bit Certification Board	E16 Sealing washer size and material	H2 Drive cross recess H	H2 Drive external cross recess H
Z2 Drive cross recess Z	Z2 Drive external cross recess Z	5 Drive internal square	5 Drive external square	Triangular drive external triangular	SW8 Drive external hexagon	SW8 Drive internal hexagon	SW13/TX40 Drive external hexagon/hex-alobular	TX25 Drive hexalobular	TX25 Drive external hexalobular	d_{nom} mm 10 Nominal drill diameter	d_0 mm 10 Drill hole diameter
h mm 10 Drill hole depth	t mm 10 Drill hole depth	h_{nom} mm ≥ 70 Nominal embedment depth	h_{er} mm ≥ 50 Effective anchorage depth	h mm ≥ 70 Embedment depth	d mm 10 Through hole component I	Slip resistance due to telescopic system	Slip resistance through support	ETB Checked fastening element acc. to ETB guideline	RC2 Resistance class of burglar-resistant components	Waterproof	Protect from moisture
Rostfrei STAINLESS STEEL Stainless steel material	Suitable for high-strength substructures	Also available as painted version	Werte ermittelt durch das Passivhaus Institut Values determined by the Passivhaus Institute	A1 Fire performance class according to European standard and DIN	F120 Fire rating according to DIN 4102-2	F-resistant Fire resistant	C2 Suitability according to seismic performance category	C 1000 Coating C 1000	CLIMADUR Coating CLIMADUR	EJO GUARD Coating EJO GUARD	EJO GUARD+ EJO GUARD+ coating

Certifications

ETA-10/0200 European Technical Assessment	Z-14.4-426 National technical approval abZ	Z-21.2-2122 General construction technique permit eBG	P-BWU02-168012 National technical test certificate abP	FM APPROVED FM Approval product certification by FM Global	EPD Environmental Product Declaration EPD	ift Test report no. 509 2010771+2 ift Rosenheim test report	A+ Emission category according to French VOC directive	ICC ES International Code Council Evaluation Service	LEED TESTED LEED-tested
--	---	--	---	---	--	---	---	---	----------------------------

Other



Cross reference
to previous
page



Cross reference
to next page

Technical abbreviations

Abbreviation	Description	Unit
a	Spacing	mm
a_p	Distance between drill hole and armouring	mm
a_z	Shell distance / gap	mm
b	Component width	mm
C	Minimum edge distance for S_{min}	mm
c	Edge distance	mm
$c_{cr,N}$	Characteristic edge distance	mm
C_{min}	Minimum edge distance	mm
d	Thread outer diameter /nominal diameter	mm
d_0	Nominal drill diameter / drill hole diameter	mm
DC	Drilling capacity	mm
d_{cut}	Cutting diameter of the drill bit	mm
d_t	Diameter of the through hole in the attachment	mm
d_h	head diameter	mm
d_{head}	head diameter	mm
d_{nom}	Effective external diameter	mm
d_k	Diameter cone	mm
f	Thread length in the anchor	mm
f_b	Minimum compressive strength	N/mm ²
f_{ck}	Nominal characteristic compressive strength	N/mm ²
f_{max}	Maximum installation depth	mm
f_{min}	Minimum installation depth	mm
F_{Rk}	Characteristic resistance	kN
F_{zul}	Permitted load	kN
h	Component thickness	mm
h	Component height	mm
h_0	Drill hole depth	mm
h_1	Drill hole depth to deepest point	mm
h_a	Thickness of the outer sheet	mm
h_D	Insulation thickness	mm
h_{ef}	Installation depth in the load-bearing layer.	mm
h_{ef}	Effective anchorage depth	mm
h_{min}	Minimum thickness of base materials	mm
h_{nom}	Nominal embedment depth	mm


Abbreviation	Description	Unit
k	Height of cone	mm
L	Length	mm
l	Screw length	mm
l_d	Anchor length	mm
l_g	Thread length	mm
l_s	Sleeve length	mm
l_s	Screw length	mm
L_s	Thread length in the anchor	mm
M	Internal thread diameter	mm
M_{Rk}	Bending moment	Nm
M_{zul}	Admissible bending moment	Nm
N	Tensile load	kN
N_{rec}	Recommended tensile capacity	kN
N_{Rk}	Characteristic resistance	kN
S	Minimum centre distance for C_{min}	mm
S_1	Center distance (perpendicular to the free edge) within an anchor group	mm
S_2	Center distance (parallel to the free edge) within an anchor group	mm
$s_{cr,N}$	Characteristic centre distance	mm
S_{min}	Minimum centre distance	mm
SW	Wrench size	mm
t	Drill hole depth	mm
t_1	Component thickness 1	mm
t_{fix}	t_{tol} + thickness of attachment	mm
Tinst	Tightening torque	Nm
t_s	Overall drill hole depth	mm
t_{sheet}	Panel thickness	mm
t_{tol}	Thickness of tolerance compensation or of the non-load-bearing outer layer	mm
V	Transverse load	kN
V_{rec}	Recommended shear load capacity	kN
V_{Rk}	Shear load capacity	kN
ρ	Raw density class	kg/dm ³

Index

- A**
- ABLK 18 1.6 E 396
 - Aerated concrete screws 226
 - All wall plastic plugs 380
 - Anchors for facades 298
 - Anchors for flat roofs 251
 - Anchors for windows 298
 - Anchor rod AST 388
 - Anti-dust drill bits 411
 - Application advice 36
 - Applicator gun 428
 - Application tool 432
 - Approvals 44
 - ATS Window screw 354
- B**
- BA-E Plus 320
 - BA-V PLUS 318
 - Battery pack 18V 400
 - Battery powered nibbler
 - ABLK 2.0 396
 - Battery starter set 18V 400
 - Bit hexalobular 413
 - Bit cross recess 412
 - Bit hexagon 412
 - Bit holder ASCM 394
 - Bit holder 420
 - Bit extension 414
 - Bit extension with spring pin 415
 - Blind rivet ECORIV 165
 - Blind rivet ECORIV K14/K16 271
 - Blow-out pump 430
 - BLS 330
 - BLS A4 331
 - BLS M8-14 A4 332
- C**
- Carrying strap for windows 367
 - Carrying strap screw 366
 - Cartridges 6.3/16 137
 - Cavity wall repair anchor VSD ... 314
 - Cavity wall repair anchor
 - VSD 2G 315
 - Ceiling insulation washer DDT .. 383
 - Ceiling nail T-DN 6-35 379
 - Centring grommet
 - ALUCOBOND® 270
 - Centring grommet F (fixed point) 265
 - Centring grommet S (sliding point) 266 - Chemical anchors 334
 - Chemical installation 334
 - Clamping socket 416
 - Cleaning brush 429
 - Cleaning set P560 392
 - Closed-end rivet ECORIV 165
 - Compressed ring P560 392
 - Concrete-embedded anchor 318
 - Concrete screw JC2-FR 340
 - Concrete screw JC2-IT 341
 - Concrete screw JC2-KB 344
 - Concrete screw JC2-KB-PLUS.. 346
 - Concrete screw JC2-ST 342
 - Concrete screws for flat roof 214
 - Cordless hammer drill ABH 18... 398
 - Cordless impact screwdriver
 - ASCD18 365
 - Cordless riveter ECORIV 399
 - Cordless screwdriver ASCS 18. 394
 - Cordless screwdriver ASCS 6.3. 393
 - Cordless slitting shears
 - ABSS 18 397
 - Corrosion protection spray 431
 - Coupling screw MS 364
 - Cutting dies BSS 1.6 CE 397
 - Cutting knife 397
- D**
- DABO® SW8-ET-4.8 216
 - DABO® SW8-RT-4.8 214
 - DABO® TKE-4.8 220
 - DABO® TKR-4.8 218
 - DABO® TKR-4-4.8 221
 - DABO® VHT-E-4.8 223
 - DABO® VHT-R-4.8 222
 - Dektite Combo 178
 - Dektite EZI-Seal 176
 - Dektite Premium 12 204
 - Dektite Premium 3 203
 - Dektite Premium 5 204
 - Dektite Soaker 177
 - Dektite Square 175
 - Dektite Strip Flash 179
 - Depth stop sleeve 393
 - Die for ABKL 1.6 E 396
 - Die holder for ABKL 1.6 E 396
 - Direct assembly 136
 - Drill bit extension SDS 409
 - Drill hole chart 139
 - Drill bit HSCO 405
 - drillX spare parts kit 409
 - Drop-in anchor LAL+ 323
 - Duster Expert SDS plus 411
- E**
- E/cyl. Window screw 365
 - EcoTek 50 235
 - EcoTek Tool 424
 - EcoTek-T 50 236
 - EJOPLAST joint sealant 182
 - EJOFAST Self-drilling screw 74
- F**
- Facade anchors 298
 - Facade nosepiece 399
 - Facade screw 259
 - Fastener strap 181
 - FBS-R-6.3 224
 - FDD Plus -E (stainless steel) 246
 - FDD-Plus- R (steel) 244#
 - Fibre cement screws 90
 - Flanged head screw 56
 - Flat roofing anchor 244
 - Flat roof profile FP 232
 - Flat roof bar 232
 - Folding blind rivet ECORIV 168
 - FPS-E-8.0 226
 - FR Tool 420
 - FR Tool plastic 421
 - FR VARIO Tool 421
 - Frame Anchor 298
 - Frame anchor RA-P 368
 - Frame anchor RA-U 370
 - Frame anchor RA-Z 374
 - Frame anchor SA-H 372
- G**
- Gripper all wall plug 380
 - GU threaded sleeve 173
 - GU ring bolt M14 173
- H**
- Hammer drill 407
 - Hammer drill A cone 408
 - Hammer drill A cone with flange 408
 - Hip belt 425
 - Hose clamp 180
 - HTE 82/40 228
 - HTK-2G-50 234
 - HTK-2G-M/TKE (collated) 240
 - HTK-2G-M/TKR (collated) 238
 - HTK-2G-TKE (loose, pre-assembled) 241
 - HTK-2G-TKR (loose, pre-assembled) 239
 - HTK-S 233
- HTV-40-RU 231**
- HTV-82/40 227
 - HTV-82/40-F 230
 - HTV-82/40-TK 229
 - HTV-RU-40 W 237
- I**
- Injection mortar 334
 - Installation tool 426
 - Installation tool LT PRO 427
 - Installation point 274
 - Insulation screw for direct installation into concrete DDS 382
 - Insulation support anchor DH .. 272
 - International contact 17
 - Iso-Dart 386
 - ISO profile filler strips 189
 - ISO-ZELL PE Tape 188
- J**
- JA3-GU-6.5 171
 - JA3-LT-4.9 144
 - JA3-S-6.5 145
 - JA3-SB-8.0xL FZD 201
 - JA3-SB-8.0xL ORKAN storm washer 199
 - JB3-7.2 146
 - JBS-R 7.5 225
 - JBS-R/EcoTek 243
 - JC2-FR 340
 - JC2-IT 341
 - JC2-KB 344
 - JC2-KB-PLUS 346
 - JC2-ST 342
 - JF2-2-4.2 378
 - JF2-2H-4.8 82
 - JF3-2-5.5 194
 - JF3-2H-4.8 96
 - JF3-FR-2-5.5 97
 - JF3-FR-Plus-4.9 99
 - JF3-LT-2-5.5 260
 - JF3-Plus-4.9 98
 - JF3-Plus-6.8 100
 - Joint sealant (EJOPLAST) 182
 - JT2-12-5.5 88
 - JT2-18-5.5 89
 - JT2-2H-4.8 83
 - JT3-2H-Plus 85
 - JT3-3-4.8 84
 - JT3-6-5.5 86
 - JT3-6-6.3 87
 - JT3-FZ-12-6.3 91
 - JT3-FZ-6-6.3 90
 - JT3-FZ-F-6.5 92
 - JT3-ST-2-6.0 93
 - JT3-WD-5-5.5 94
 - JT3-12-5.5 114
 - JT3-18-5.5 117
 - JT3-2-4.9 104
 - JT3-2-6.0 195
 - JT3-2-6.5 108
 - JT3-2H-4.8 102
 - JT3-2H-40-6.0/6.0 125
 - JT3-2H-80-6.0/6.0 125
 - JT3-2H-Plus 5.5 106
 - JT3-6-5.5 110
 - JT3-6-6.3 113
 - JT3-D-12H-5.5/6.3 120
 - JT3-D-6H-5.5/6.3 118
 - JT3-FR-12-5.5 116
 - JT3-FR-2-4.9 105
 - JT3-FR-2H-4.8 103
 - JT3-FR-2H-Plus-5.5 107
 - JT3-FR-6-5.5 112
 - JT3-LT-3-5.5 262
 - JT3-SB-8.0xL FZD 200
 - JT3-SB-8.0xL ORKAN storm
- washer 198**
- JT3-ST-2-6.0 122
 - JT3-WD-6-5.5 124
 - JT3-X-2-6.0 123
 - JT4-4-4.8 127
 - JT4-6-5.5 128
 - JT4-FR-2-4.9 129
 - JT4-FR-2H/6-4.8 270
 - JT4-FR-4-4.8 130
 - JT4-FR-4-5.5 131
 - JT4-FZ-6.5 132
 - JT4-LT-2/6-6.0 264
 - JT4-LT-3-5.5 263
 - JT4-LT-XT-3H/4-5.5 267
 - JT4-LT-XT-3H/6-5.5 268
 - JT4-XT 269
 - JT6-12-5.5 135
 - JT6-2/5-5.0 Vario 252
 - JT6-2H-Plus 5.5 133
 - JT6-6-5.5 134
 - JT9-2/5-5.0 Vario 252
 - JT9-3H/5-5.5 254
 - JT9-4-4.8 255
 - JT9-6-5.5 256
 - JW2-STR 54
 - JW2-STS 56
 - JZ3-S-6.3 143
 - JZ5-6.3 140
 - JZ5-8.0 142
- L**
- LAL+ 323
 - LIEBIG® safety bolts steel 326
 - LIEBIG® SUPERPLUS 330
 - Lightning protection anchors 332
 - Long screw support 393
 - LT/STS tool plastic 422
 - LT-XT Tool 423
- M**
- Machinery 392
 - Magnet bracket HTV-RU 424
 - Metal insulation support anchor
 - DMH 275
 - Metal insulation stress plate
 - DMT 276 - Metric screw 357
 - Metric screws for window production (steel) 357
 - Mixing nozzle USF 334
 - Mortar cartridge 334
 - Multigrip rivet ECORIV 166
 - Multifix USF 334
 - Multifix USF Winter 336
 - Mushroom washer 185
- N**
- Nail anchor ND-K 316
 - Nail anchor ND-S 317
 - Nail puller Athlet 432
 - National contact 12
 - Nosepiece Bulbrite ECORIV 399
 - Nut sockets 416
- O**
- Overlap screws 82
 - ORKAN storm washer corrugated 156
 - ORKAN storm washer trapezoidal 149
- P**
- Pan head screw for profile set .. 396
 - Pipe flashings 174
 - Pipe flashings Solar 203
 - Powder-actuated fastener
 - HSBR 14 136 - Powder-actuated fastening tool P 560 392
 - Precision drill bit HSCO 405

Index

- Precision drill bit HSS 404
 Presentation ribbon 186
 Protective goggles P560.....392
 Profile fillers 189
 Profile set 160 ABLK.....396
 Profile set 160 ABLK 1.6 E 398
 Punch (for nibbler) 396
 Punch guiding profile set 396
- R**
 Rapid charger ALG 80..... 400
 Rapid charger ECORIV 399
 Rental equipment 33
 Retention nosepiece ECORIV 399
 Ring bolt..... 173
 Ring bolt M10 173
 Rivets 162
- S**
 S (Window screw type S)..... 350
 S/Tg (Window screw type S/Tg) 351
 Safety Bolts 324
 Safety Bolt B 326
 Safety Bolt S 324
 Safety SK 328
 SB flat steel 202
 Scaffolding anchor..... 170
 Screw anchor 298
 Screw puller (Nail puller)..... 432
 SDF-KB-10H 306
 SDF-KB-10V 302
 SDF-KB-14A 310
 SDF-KB-8V 299
 SDF-S-10H 304
 SDF-S-10V 300
 SDF-S-14A 308
 SDF-S-8V 298
 SDP-KB-10G..... 312
 SDP-S-10G..... 311
 SDS Hammer drill 407
 Sealing tapes..... 186
 Sealing washer 184
 Self-drilling shutter screw RD 363
 Self-drilling window screws
 (steel)..... 358
 Self-drilling screw FD1 360
 Self-drilling screw FD2 359
 Self-drilling screw FD42 358
 Self-drilling screw FDM1 362
 Self-drilling screw FDM2 361
 Self-drilling screws JF2
 (steel) - ILB 82
 Self-drilling screws JF2
 (steel) - interior construction 378
 Self-drilling screws JF3
 (A2 stainless steel + steel) - ILB . 96
 Self-drilling screws JF3
 (A2 stainless steel + steel) -
 solar 194
 Self-drilling screws JF3
 (A2 stainless steel + steel) -
 Rear-Ventilated-Facades 260
 Self-drilling screws JT2
 (steel) - ILB 83
 Self-drilling screws JT3
 (A2 stainless steel + steel) - ILB 102
 Self-drilling screws JT4
 (A2 stainless steel) - ILB 127
 Self-drilling screws JT4
 (A2 stainless steel) - Rear-Ventilat-
 ed-Facades 252
 Self-drilling screws JT6
 (A4 stainless steel + steel) - ILB 133
 Self-drilling screws JT6
 (A4 stainless steel + steel) -
 Rear-Ventilated-Facades 252
- Self-drilling screws JT9
 (A4 stainless steel) -
 Rear-Ventilated-Facades 252
 Shearing load washer VS 185
 Solar Dektite Premium 12 204
 Solar Dektite Premium 3 203
 Solar Dektite Premium 5 204
 Solar Fastener 196
 Socket wrench 417
 Socket wrench insert 416
 Spacer AS 381
 Spray oil 431
 Step iron anchors 333
 Storm washers 148
 Super-E window screw 352
 Super-E/Tg (Window screw) 353
 Super-JOT (window screw)..... 355
 SUPERPLUS BLS 330
 SUPERPLUS BLS A4 331
 SUPERPLUS BLS M8-14 A4 ... 332
 Support system for window
 installation 366
 SW8-ET-4.8..... 216
 SW8-RT-4.8 214
 Starter set EcoTek/JBS-R 100... 410
 Stress plate 227
- T**
 T-DN 6-35 ceiling nail..... 379
 T-FAST® JW2-STR..... 54
 T-FAST® JW2-STS 56
 Test certificates..... 44
 Tightener 181
 TKE-4.8 220
 TKR-4.8 218
 TKR-4-4.8 221
 Threaded rod..... 338
 Threaded sleeves 173
 Through Bolts..... 318
 Thrust piston P560 392
 Tool 404
 Tool belt 425
 Torque wrench 418
 TP300 (sealing tape) 186
 TP600 (sealing tape) 187
 Transom screw 356
- U**
 Universal drill SDS plus® 406
- V**
 Vacu-tester 402
 Vario Tool..... 423
 VHT-E-4.8 223
 VHT-R-4.8 222
- W**
 Wall connection rail..... 232
 Washers 184
 Washer DH 272
 Wear plate for profile set 396
 Window screws (steel)..... 350
 Wood screws 52
- X**
 XT-Centring grommet F 268
 XT-Centring grommet S 268



Notes

EJOT products undergo continuous further improvement. Technical specifications, ranges and prices are subject to changes.

During planning and use of EJOT products, please comply with the accepted rules of technology, construction legislation and the relevant safety regulations.

National technical approvals, test certificates and European Technical Assessments of EJOT products can be downloaded from the website:

www.ejot.com/downloads-construction

The current General Terms and Conditions are available on the website:

www.ejot.com/terms-conditions

EJOT®, ejotherm®, Delta PT® and PT® are registered trademarks of EJOT GmbH & Co. KG.

CORREMAKS®, CROSSFIX®, DABO®, ECORIV®, EJOFAST®, FR-variotool® and T-FAST® are registered trademarks of EJOT Baubefestigungen GmbH. EJOT ANCHOR FIX® is a registered trademark of EJOT SE & Co. KG.

SDS plus® is a registered trademark of Robert Bosch GmbH.

DEKTITE® is a registered trademark of Deko Industries Pty. Ltd.

TORX® is a registered trademark of Acument Intellectual Properties, LLC.





EJOT SE & Co. KG

Market Unit Construction

In der Stockwiese 35

57334 Bad Laasphe · Germany

T +49 2752 908-0

F +49 2752 908-731

construction@ejot.com

www.ejot.com/construction